

ALARM REMOTE START WIRING


WIRE	COLOR	LOCATION
12V CONSTANT WIRE	WHITE	Ignition Harness
STARTER WIRE 1	BLACK/WHITE	Ignition Harness
IGNITION WIRE 1	BLACK/YELLOW	Ignition Harness
IGNITION WIRE 2	BLACK/RED	Ignition Harness
ACCESSORY WIRE 1	WHITE/RED	Ignition Harness
FACTORY ALARM ARM (-)	WHITE/RED	Pin 4 20-Pin White Plug At Security Unit Left Of Steering Column
FACTORY ALARM DISARM (-)	WHITE	Pin 3 20-Pin White Plug At Security Unit Left Of Steering Column
TACHOMETER WIRE	BLUE	Small Connector Behind Driver Headlight
BRAKE WIRE (+)	WHITE/BLACK	At Brake Pedal Switch
HORN TRIGGER (-)	ORANGE	Pin 6, 8-Pin Light Green Plug At Fuse Box Under Dash
PARKING LIGHTS (+)	RED/BLK	Pin 15, 18-Pin Light Green Plug At Fuse Box Under Dash
PARKING LIGHTS (-)	BLUE	Pin 5 16-Pin Black White Plug At Security Unit Left Of Steering Column
DRIVER DOOR TRIGGER (-)	GREEN	20-Pin Black White Plug At Security Unit Left Of Steering Column
PASSENGER DOOR TRIGGER (-)	LT.GREEN/RED	20-Pin Black White Plug At Security Unit Left Of Steering Column
DOMESUPERVISION	COMES ON WITH UNLOCK	
TRUNK TRIGGER (-)	RED	Factory Alarm Module Under Dash Left Of Steering Column
HOOD TRIGGER (-)	GREEN/BLACK	Pin 18 20-Pin Black White Plug At Security Unit Left Of Steering Column
POWER DOOR LOCK (-)	WHITE/BLUE	Pin 11 16-Pin Blue Plug In Driver's Kick Panel
POWER DOOR UNLOCK (-)	WHITE/GREEN	Pin 12 16-Pin Blue Plug In Driver's Kick Panel
SPEED SENSE (AC)	WHITE/GREEN	At Power Control Module Behind Glovebox
KEY SENSE WIRE (-)	BLUE/WHITE	At Ignition Switch
HEADLIGHTS – LOW (-)	BLUE/RED	Harness Above Steering Column Leading To Fuse Box
NEUTRAL SAFETY SWITCH (-)	GREEN/WHITE	At Gear Selector
REVERSE LIGHTS	GREEN/BLACK	In Harness In Driver's Kick Panel
LEFT FRONT WINDOW UP	RED/BLACK	At Window Switch Inside Driver's Door
LEFT FRONT WINDOW DOWN	RED/YELLOW	At Window Switch Inside Driver's Door
RIGHT FRONT WINDOW UP	BLUE/RED	Harness In Driver's Kick From Driver Door
RIGHT FRONT WINDOW DOWN	BLUE/WHITE	Harness In Driver's Kick From Driver Door

INTERFACE	PART NUMBER	NOTES
Immobilizer Bypass Module	DEI 556HW or DEI 556UW	Required when installing a remote start system

Please verify all part numbers before ordering.

Remote starter and security installations should be attempted by experienced security installers only. Information contained is accurate to the best of our knowledge and experience. Information contained is without any representation of warranty. It is the installer's responsibility to test and confirm all circuits with a digital multi-meter. Proper installation remains the responsibility of the installer. CarAlarmPros assumes no liability or responsibility resulting from an improper installation, even in reliance with the information contained in this guide.

ADDITIONAL NOTES



AUDIO WIRING			
WIRE	COLOR	LOCATION	NOTES
RADIO 12V+	WHITE/RED	Radio Harness	
RADIO SWITCHED	YELLOW/RED	Radio Harness	
RADIO GROUND	BLACK	Radio Harness	
RADIO ILLUMINATION	RED/BLACK	Radio Harness	
RADIO DIMMER	RED	Radio Harness	
AMP TURN ON	BROWN	Radio Harness	
LF SPEAKER (+)	BLUE	Speaker	
LF SPEAKER (-)	BROWN	Speaker	
RF SPEAKER (+)	ORANGE	Speaker	
RF SPEAKER (-)	GREEN	Speaker	
LR SPEAKER (+)	WHITE	Speaker	
LR SPEAKER (-)	BLACK	Speaker	
RR SPEAKER (+)	YELLOW	Speaker	
RR SPEAKER (-)	RED	Speaker	
FRONT SPEAKERS SIZE	REAR SPEAKERS SIZE	AMP LOCATION	NOTES
6.5	6.5	Under Front Passenger Seat	
RADIO DASH KIT OPTIONS		RADIO WIRE HARNESS OPTIONS	ANTENNA ADAPTER OPTIONS
METRA 99-7867, SCOSCHE AA1568B		METRA 70-1721, SCOSCHE HA08B/BCB	
Please verify all part numbers before ordering.			

ALARM REMOTE START WIRING



WIRE	COLOR	LOCATION
12V CONSTANT WIRE	WHITE	Ignition Harness
STARTER WIRE 1	BLACK/WHITE	Ignition Harness
IGNITION WIRE 1	BLACK/YELLOW	Ignition Harness
IGNITION WIRE 2	BLACK/RED	Ignition Harness
ACCESSORY WIRE 1	WHITE/RED	Ignition Harness
FACTORY ALARM ARM (-)	WHITE/RED	Pin 4 20-Pin White Plug At Security Unit Left Of Steering Column
FACTORY ALARM DISARM (-)	WHITE	Pin 3 20-Pin White Plug At Security Unit Left Of Steering Column
TACHOMETER WIRE	BLUE	Small Connector Behind Driver Headlight
BRAKE WIRE (+)	WHITE/BLACK	At Brake Pedal Switch
HORN TRIGGER (-)	ORANGE	Pin 6, 8-Pin Light Green Plug At Fuse Box Under Dash
PARKING LIGHTS (+)	RED/BLK	Pin 15, 18-Pin Light Green Plug At Fuse Box Under Dash
PARKING LIGHTS (-)	BLUE	Pin 5 16-Pin Black White Plug At Security Unit Left Of Steering Column
DRIVER DOOR TRIGGER (-)	GREEN	20-Pin Black White Plug At Security Unit Left Of Steering Column
PASSENGER DOOR TRIGGER (-)	LT.GREEN/RED	20-Pin Black White Plug At Security Unit Left Of Steering Column
DOMESUPERVISION	COMES ON WITH UNLOCK	
TRUNK TRIGGER (-)	RED	Factory Alarm Module Under Dash Left Of Steering Column
HOOD TRIGGER (-)	GREEN/BLACK	Pin 18 20-Pin Black White Plug At Security Unit Left Of Steering Column
POWER DOOR LOCK (-)	WHITE/BLUE	Pin 11 16-Pin Blue Plug In Driver's Kick Panel
POWER DOOR UNLOCK (-)	WHITE/GREEN	Pin 12 16-Pin Blue Plug In Driver's Kick Panel
SPEED SENSE (AC)	WHITE/GREEN	At Power Control Module Behind Glovebox
KEY SENSE WIRE (-)	BLUE/WHITE	At Ignition Switch
HEADLIGHTS – LOW (-)	BLUE/RED	Harness Above Steering Column Leading To Fuse Box
NEUTRAL SAFETY SWITCH (-)	GREEN/WHITE	At Gear Selector
REVERSE LIGHTS	GREEN/BLACK	In Harness In Driver's Kick Panel
LEFT FRONT WINDOW UP	RED/BLACK	At Window Switch Inside Driver's Door
LEFT FRONT WINDOW DOWN	RED/YELLOW	At Window Switch Inside Driver's Door
RIGHT FRONT WINDOW UP	BLUE/RED	Harness In Driver's Kick From Driver Door
RIGHT FRONT WINDOW DOWN	BLUE/WHITE	Harness In Driver's Kick From Driver Door

INTERFACE	PART NUMBER	NOTES
Immobilizer Bypass Module	DEI 556HW or DEI 556UW	Required when installing a remote start system

Please verify all part numbers before ordering.

Remote starter and security installations should be attempted by experienced security installers only. Information contained is accurate to the best of our knowledge and experience. Information contained is without any representation of warranty. It is the installer's responsibility to test and confirm all circuits with a digital multi-meter. Proper installation remains the responsibility of the installer. CarAlarmPros assumes no liability or responsibility resulting from an improper installation, even in reliance with the information contained in this guide.

ADDITIONAL NOTES



AUDIO WIRING			
WIRE	COLOR	LOCATION	NOTES
RADIO 12V+	WHITE/RED	Radio Harness	
RADIO SWITCHED	YELLOW/RED	Radio Harness	
RADIO GROUND	BLACK	Radio Harness	
RADIO ILLUMINATION	RED/BLACK	Radio Harness	
RADIO DIMMER	RED	Radio Harness	
AMP TURN ON	BROWN	Radio Harness	
LF SPEAKER (+)	BLUE	Speaker	
LF SPEAKER (-)	BROWN	Speaker	
RF SPEAKER (+)	ORANGE	Speaker	
RF SPEAKER (-)	GREEN	Speaker	
LR SPEAKER (+)	WHITE	Speaker	
LR SPEAKER (-)	BLACK	Speaker	
RR SPEAKER (+)	YELLOW	Speaker	
RR SPEAKER (-)	RED	Speaker	
FRONT SPEAKERS SIZE	REAR SPEAKERS SIZE	AMP LOCATION	NOTES
6.5	6.5	Under Front Passenger Seat	
RADIO DASH KIT OPTIONS		RADIO WIRE HARNESS OPTIONS	ANTENNA ADAPTER OPTIONS
METRA 99-7867, SCOSCHE AA1568B		METRA 70-1721, SCOSCHE HA08B/BCB	
Please verify all part numbers before ordering.			

ALARM REMOTE START WIRING


WIRE	COLOR	LOCATION
12V CONSTANT WIRE	WHITE	Ignition Harness
STARTER WIRE 1	BLACK/WHITE	Ignition Harness
IGNITION WIRE 1	BLACK/YELLOW	Ignition Harness
IGNITION WIRE 2	BLACK/RED	Ignition Harness
ACCESSORY WIRE 1	WHITE/RED	Ignition Harness
FACTORY ALARM ARM (-)	WHITE/RED	Pin 4 20-Pin White Plug At Security Unit Left Of Steering Column
FACTORY ALARM DISARM (-)	WHITE	Pin 3 20-Pin White Plug At Security Unit Left Of Steering Column
TACHOMETER WIRE	BLUE	Small Connector Behind Driver Headlight
BRAKE WIRE (+)	WHITE/BLACK	At Brake Pedal Switch
HORN TRIGGER (-)	ORANGE	Pin 6, 8-Pin Light Green Plug At Fuse Box Under Dash
PARKING LIGHTS (+)	RED/BLK	Pin 15, 18-Pin Light Green Plug At Fuse Box Under Dash
PARKING LIGHTS (-)	BLUE	Pin 5 16-Pin Black White Plug At Security Unit Left Of Steering Column
DRIVER DOOR TRIGGER (-)	GREEN	20-Pin Black White Plug At Security Unit Left Of Steering Column
PASSENGER DOOR TRIGGER (-)	LT.GREEN/RED	20-Pin Black White Plug At Security Unit Left Of Steering Column
DOME SUPERVISION	COMES ON WITH UNLOCK	
TRUNK TRIGGER (-)	RED	Factory Alarm Module Under Dash Left Of Steering Column
HOOD TRIGGER (-)	GREEN/BLACK	Pin 18 20-Pin Black White Plug At Security Unit Left Of Steering Column
POWER DOOR LOCK (-)	WHITE/BLUE	Pin 11 16-Pin Blue Plug In Driver's Kick Panel
POWER DOOR UNLOCK (-)	WHITE/GREEN	Pin 12 16-Pin Blue Plug In Driver's Kick Panel
SPEED SENSE (AC)	WHITE/GREEN	At Power Control Module Behind Glovebox
KEY SENSE WIRE (-)	BLUE/WHITE	At Ignition Switch
HEADLIGHTS – LOW (-)	BLUE/RED	Harness Above Steering Column Leading To Fuse Box
NEUTRAL SAFETY SWITCH (-)	GREEN/WHITE	At Gear Selector
REVERSE LIGHTS	GREEN/BLACK	In Harness In Driver's Kick Panel
LEFT FRONT WINDOW UP	RED/BLACK	At Window Switch Inside Driver's Door
LEFT FRONT WINDOW DOWN	RED/YELLOW	At Window Switch Inside Driver's Door
RIGHT FRONT WINDOW UP	BLUE/RED	Harness In Driver's Kick From Driver Door
RIGHT FRONT WINDOW DOWN	BLUE/WHITE	Harness In Driver's Kick From Driver Door

INTERFACE	PART NUMBER	NOTES
Immobilizer Bypass Module	DEI 556HW or DEI 556UW	Required when installing a remote start system

Please verify all part numbers before ordering.

Remote starter and security installations should be attempted by experienced security installers only. Information contained is accurate to the best of our knowledge and experience. Information contained is without any representation of warranty. It is the installer's responsibility to test and confirm all circuits with a digital multi-meter. Proper installation remains the responsibility of the installer. CarAlarmPros assumes no liability or responsibility resulting from an improper installation, even in reliance with the information contained in this guide.

ADDITIONAL NOTES



AUDIO WIRING			
WIRE	COLOR	LOCATION	NOTES
RADIO 12V+	WHITE/RED	Radio Harness	
RADIO SWITCHED	YELLOW/RED	Radio Harness	
RADIO GROUND	BLACK	Radio Harness	
RADIO ILLUMINATION	RED/BLACK	Radio Harness	
RADIO DIMMER	RED	Radio Harness	
AMP TURN ON	BROWN	Radio Harness	
LF SPEAKER (+)	BLUE	Speaker	
LF SPEAKER (-)	BROWN	Speaker	
RF SPEAKER (+)	ORANGE	Speaker	
RF SPEAKER (-)	GREEN	Speaker	
LR SPEAKER (+)	WHITE	Speaker	
LR SPEAKER (-)	BLACK	Speaker	
RR SPEAKER (+)	YELLOW	Speaker	
RR SPEAKER (-)	RED	Speaker	
FRONT SPEAKERS SIZE	REAR SPEAKERS SIZE	AMP LOCATION	NOTES
6.5	6.5	Under Front Passenger Seat	
RADIO DASH KIT OPTIONS		RADIO WIRE HARNESS OPTIONS	ANTENNA ADAPTER OPTIONS
METRA 99-7867, SCOSCHE AA1568B		METRA 70-1721, SCOSCHE HA08B/BCB	
Please verify all part numbers before ordering.			

ALARM REMOTE START WIRING


WIRE	COLOR	LOCATION
12V CONSTANT WIRE	WHITE	Ignition Harness
STARTER WIRE 1	BLACK/WHITE	Ignition Harness
IGNITION WIRE 1	BLACK/YELLOW	Ignition Harness
IGNITION WIRE 2	BLACK/RED	Ignition Harness
ACCESSORY WIRE 1	WHITE/RED	Ignition Harness
FACTORY ALARM ARM (-)	WHITE/RED	Pin 4 20-Pin White Plug At Security Unit Left Of Steering Column
FACTORY ALARM DISARM (-)	WHITE	Pin 3 20-Pin White Plug At Security Unit Left Of Steering Column
TACHOMETER WIRE	BLUE	Small Connector Behind Driver Headlight
BRAKE WIRE (+)	WHITE/BLACK	At Brake Pedal Switch
HORN TRIGGER (-)	ORANGE	Pin 6, 8-Pin Light Green Plug At Fuse Box Under Dash
PARKING LIGHTS (+)	RED/BLK	Pin 15, 18-Pin Light Green Plug At Fuse Box Under Dash
PARKING LIGHTS (-)	BLUE	Pin 5 16-Pin Black White Plug At Security Unit Left Of Steering Column
DRIVER DOOR TRIGGER (-)	GREEN	20-Pin Black White Plug At Security Unit Left Of Steering Column
PASSENGER DOOR TRIGGER (-)	LT.GREEN/RED	20-Pin Black White Plug At Security Unit Left Of Steering Column
DOME SUPERVISION	COMES ON WITH UNLOCK	
TRUNK TRIGGER (-)	RED	Factory Alarm Module Under Dash Left Of Steering Column
HOOD TRIGGER (-)	GREEN/BLACK	Pin 18 20-Pin Black White Plug At Security Unit Left Of Steering Column
POWER DOOR LOCK (-)	WHITE/BLUE	Pin 11 16-Pin Blue Plug In Driver's Kick Panel
POWER DOOR UNLOCK (-)	WHITE/GREEN	Pin 12 16-Pin Blue Plug In Driver's Kick Panel
SPEED SENSE (AC)	WHITE/GREEN	At Power Control Module Behind Glovebox
KEY SENSE WIRE (-)	BLUE/WHITE	At Ignition Switch
HEADLIGHTS – LOW (-)	BLUE/RED	Harness Above Steering Column Leading To Fuse Box
NEUTRAL SAFETY SWITCH (-)	GREEN/WHITE	At Gear Selector
REVERSE LIGHTS	GREEN/BLACK	In Harness In Driver's Kick Panel
LEFT FRONT WINDOW UP	RED/BLACK	At Window Switch Inside Driver's Door
LEFT FRONT WINDOW DOWN	RED/YELLOW	At Window Switch Inside Driver's Door
RIGHT FRONT WINDOW UP	BLUE/RED	Harness In Driver's Kick From Driver Door
RIGHT FRONT WINDOW DOWN	BLUE/WHITE	Harness In Driver's Kick From Driver Door

INTERFACE	PART NUMBER	NOTES
Immobilizer Bypass Module	DEI 556HW or DEI 556UW	Required when installing a remote start system

Please verify all part numbers before ordering.

Remote starter and security installations should be attempted by experienced security installers only. Information contained is accurate to the best of our knowledge and experience. Information contained is without any representation of warranty. It is the installer's responsibility to test and confirm all circuits with a digital multi-meter. Proper installation remains the responsibility of the installer. CarAlarmPros assumes no liability or responsibility resulting from an improper installation, even in reliance with the information contained in this guide.

ADDITIONAL NOTES



AUDIO WIRING			
WIRE	COLOR	LOCATION	NOTES
RADIO 12V+	WHITE/RED	Radio Harness	
RADIO SWITCHED	YELLOW/RED	Radio Harness	
RADIO GROUND	BLACK	Radio Harness	
RADIO ILLUMINATION	RED/BLACK	Radio Harness	
RADIO DIMMER	RED	Radio Harness	
AMP TURN ON	BROWN	Radio Harness	
LF SPEAKER (+)	BLUE	Speaker	
LF SPEAKER (-)	BROWN	Speaker	
RF SPEAKER (+)	ORANGE	Speaker	
RF SPEAKER (-)	GREEN	Speaker	
LR SPEAKER (+)	WHITE	Speaker	
LR SPEAKER (-)	BLACK	Speaker	
RR SPEAKER (+)	YELLOW	Speaker	
RR SPEAKER (-)	RED	Speaker	
FRONT SPEAKERS SIZE	REAR SPEAKERS SIZE	AMP LOCATION	NOTES
6.5	6.5	Under Front Passenger Seat	
RADIO DASH KIT OPTIONS		RADIO WIRE HARNESS OPTIONS	ANTENNA ADAPTER OPTIONS
METRA 99-7867, SCOSCHE AA1568B		METRA 70-1721, SCOSCHE HA08B/BCB	
Please verify all part numbers before ordering.			

ALARM REMOTE START WIRING


WIRE	COLOR	LOCATION
12V CONSTANT WIRE	WHITE	Ignition Harness
STARTER WIRE 1	BLACK/WHITE	Ignition Harness
IGNITION WIRE 1	BLACK/YELLOW	Ignition Harness
IGNITION WIRE 2	BLACK/RED	Ignition Harness
ACCESSORY WIRE 1	WHITE/RED	Ignition Harness
FACTORY ALARM ARM (-)	WHITE/RED	Pin 4 20-Pin White Plug At Security Unit Left Of Steering Column
FACTORY ALARM DISARM (-)	WHITE	Pin 3 20-Pin White Plug At Security Unit Left Of Steering Column
TACHOMETER WIRE	BLUE	Small Connector Behind Driver Headlight
BRAKE WIRE (+)	WHITE/BLACK	At Brake Pedal Switch
HORN TRIGGER (-)	ORANGE	Pin 6, 8-Pin Light Green Plug At Fuse Box Under Dash
PARKING LIGHTS (+)	RED/BLK	Pin 15, 18-Pin Light Green Plug At Fuse Box Under Dash
PARKING LIGHTS (-)	BLUE	Pin 5 16-Pin Black White Plug At Security Unit Left Of Steering Column
DRIVER DOOR TRIGGER (-)	GREEN	20-Pin Black White Plug At Security Unit Left Of Steering Column
PASSENGER DOOR TRIGGER (-)	LT.GREEN/RED	20-Pin Black White Plug At Security Unit Left Of Steering Column
DOMESUPERVISION	COMES ON WITH UNLOCK	
TRUNK TRIGGER (-)	RED	Factory Alarm Module Under Dash Left Of Steering Column
HOOD TRIGGER (-)	GREEN/BLACK	Pin 18 20-Pin Black White Plug At Security Unit Left Of Steering Column
POWER DOOR LOCK (-)	WHITE/BLUE	Pin 11 16-Pin Blue Plug In Driver's Kick Panel
POWER DOOR UNLOCK (-)	WHITE/GREEN	Pin 12 16-Pin Blue Plug In Driver's Kick Panel
SPEED SENSE (AC)	WHITE/GREEN	At Power Control Module Behind Glovebox
KEY SENSE WIRE (-)	BLUE/WHITE	At Ignition Switch
HEADLIGHTS – LOW (-)	BLUE/RED	Harness Above Steering Column Leading To Fuse Box
NEUTRAL SAFETY SWITCH (-)	GREEN/WHITE	At Gear Selector
REVERSE LIGHTS	GREEN/BLACK	In Harness In Driver's Kick Panel
LEFT FRONT WINDOW UP	RED/BLACK	At Window Switch Inside Driver's Door
LEFT FRONT WINDOW DOWN	RED/YELLOW	At Window Switch Inside Driver's Door
RIGHT FRONT WINDOW UP	BLUE/RED	Harness In Driver's Kick From Driver Door
RIGHT FRONT WINDOW DOWN	BLUE/WHITE	Harness In Driver's Kick From Driver Door

INTERFACE	PART NUMBER	NOTES
Immobilizer Bypass Module	DEI 556HW or DEI 556UW	Required when installing a remote start system

Please verify all part numbers before ordering.

Remote starter and security installations should be attempted by experienced security installers only. Information contained is accurate to the best of our knowledge and experience. Information contained is without any representation of warranty. It is the installer's responsibility to test and confirm all circuits with a digital multi-meter. Proper installation remains the responsibility of the installer. CarAlarmPros assumes no liability or responsibility resulting from an improper installation, even in reliance with the information contained in this guide.

ADDITIONAL NOTES



AUDIO WIRING			
WIRE	COLOR	LOCATION	NOTES
RADIO 12V+	WHITE/RED	Radio Harness	
RADIO SWITCHED	YELLOW/RED	Radio Harness	
RADIO GROUND	BLACK	Radio Harness	
RADIO ILLUMINATION	RED/BLACK	Radio Harness	
RADIO DIMMER	RED	Radio Harness	
AMP TURN ON	BROWN	Radio Harness	
LF SPEAKER (+)	BLUE	Speaker	
LF SPEAKER (-)	BROWN	Speaker	
RF SPEAKER (+)	ORANGE	Speaker	
RF SPEAKER (-)	GREEN	Speaker	
LR SPEAKER (+)	WHITE	Speaker	
LR SPEAKER (-)	BLACK	Speaker	
RR SPEAKER (+)	YELLOW	Speaker	
RR SPEAKER (-)	RED	Speaker	
FRONT SPEAKERS SIZE	REAR SPEAKERS SIZE	AMP LOCATION	NOTES
6.5	6.5	Under Front Passenger Seat	
RADIO DASH KIT OPTIONS		RADIO WIRE HARNESS OPTIONS	ANTENNA ADAPTER OPTIONS
METRA 99-7867, SCOSCHE AA1568B		METRA 70-1721, SCOSCHE HA08B/BCB	
Please verify all part numbers before ordering.			