

ALARM REMOTE START WIRING

WIRE	COLOR	LOCATION
12V CONSTANT WIRE	RED	Ignition Harness
STARTER WIRE	YELLOW	Ignition Harness
IGNITION WIRE	PINK	Ignition Harness
ACCESSORY WIRE	ORANGE	Ignition Harness
POWER DOOR LOCK (+)	RED/BLACK	Harness In Driver's Kick Panel
POWER DOOR UNLOCK (+)	WHITE	Harness In Driver's Kick Panel
PARKING LIGHTS (+)	BROWN	Harness In Driver's Kick Panel
HEADLIGHTS (-)	YELLOW	At Headlight Switch
DOOR TRIGGER (-)	BLUE	Harness In Driver's Kick Panel
DOMESUPERVISION (-)	DK. BLUE/WHITE	At Courtesy Light Under Dash
TRUNK TRIGGER (-)	ORANGE/BLACK	At Light In Trunk
TRUNK RELEASE (+)	BLACK/WHITE	At Trunk Release Motor In Trunk
FACTORY ALARM ARM	ARMS WITH LOCK	
FACTORY ALARM DISARM WIRE (-)	LT. GREEN	Harness In Driver's Kick Panel
TACHOMETER WIRE	WHITE OR PURPLE/WHITE	At Ignition Coil
BRAKE WIRE (+)	LT. BLUE	At Brake Pedal Switch
HORN TRIGGER (-)	BLACK	Harness At Steering Column
LEFT FRONT WINDOW UP	BLUE	At Motor Inside Driver's Door
LEFT FRONT WINDOW DOWN	BROWN	At Motor Inside Driver's Door
RIGHT FRONT WINDOW UP	BLUE	Harness In Driver's Kick Panel From Driver Door
RIGHT FRONT WINDOW DOWN	TAN	Harness In Driver's Kick Panel From Driver Door
LEFT REAR WINDOW UP	DARK GREEN	Harness In Driver's Kick Panel From Driver Door
LEFT REAR WINDOW DOWN	PURPLE	Harness In Driver's Kick Panel From Driver Door
RIGHT REAR WINDOW UP	LIGHT GREEN	Harness In Driver's Kick Panel From Driver Door
RIGHT REAR WINDOW DOWN	PURPLE/WHITE	Harness In Driver's Kick Panel From Driver Door

INTERFACE	PART NUMBER	NOTES
VATS Bypass	Relay and resistor (Resistor value varies.) DEI 652T resistor pack contains all possible resistors. Refer to TechDoc 3739	Required when installing a remote start system

Please verify all part numbers before ordering.

AUDIO WIRING			
WIRE	COLOR	LOCATION	NOTES
RADIO 12V	ORANGE	At Radio Harness	
12V SWITCHED	YELLOW	At Radio Harness	
RADIO GROUND	BLACK	At Radio Harness	
ILLUMINATION (+)	GRAY	At Radio Harness	
LEFT FRONT SPEAKER (+)	TAN	At Radio Harness Or Speaker	
LEFT FRONT SPEAKER (-)	GRAY	At Radio Harness Or Speaker	
RIGHT FRONT SPEAKER (+)	LT.GREEN	At Radio Harness Or Speaker	
RIGHT FRONT SPEAKER (-)	DK.GREEN	At Radio Harness Or Speaker	
LEFT REAR SPEAKER (+)	BROWN	At Radio Harness Or Speaker	
LEFT REAR SPEAKER (-)	YELLOW	At Radio Harness Or Speaker	
RIGHT REAR SPEAKER (+)	DK.BLUE	At Radio Harness Or Speaker	
RIGHT REAR SPEAKER (-)	LT.BLUE	At Radio Harness Or Speaker	
FRONT SPEAKERS SIZE	REAR SPEAKERS SIZE	AMP LOCATION	NOTES
4x6" dash, 5.25" doors	6x9"		
RADIO DASH KIT OPTIONS	RADIO WIRE HARNESS OPTIONS	ANTENNA ADAPTER OPTIONS	
METRA 99-4544, SCOSCHE GM1508B	METRA 70-1858, SCOSCHE GM02	METRA 40-GM10, SCOSCHE MDA-1B	
Please verify all part numbers before ordering.			

Remote starter and security installations should be attempted by experienced security installers only. Information contained is accurate to the best of our knowledge and experience. Information contained is without any representation of warranty. It is the installer's responsibility to test and confirm all circuits with a digital multi-meter. Proper installation remains the responsibility of the installer. CarAlarmPros assumes no liability or responsibility resulting from an improper installation, even in reliance with the information contained in this guide.

ALARM REMOTE START WIRING

WIRE	COLOR	LOCATION
12V CONSTANT WIRE	RED	Ignition Harness
STARTER WIRE	YELLOW	Ignition Harness
IGNITION WIRE	PINK	Ignition Harness
ACCESSORY WIRE	ORANGE	Ignition Harness
POWER DOOR LOCK (+)	RED/BLACK	Harness In Driver's Kick Panel
POWER DOOR UNLOCK (+)	WHITE	Harness In Driver's Kick Panel
PARKING LIGHTS (+)	BROWN	Harness In Driver's Kick Panel
HEADLIGHTS (-)	YELLOW	At Headlight Switch
DOOR TRIGGER (-)	BLUE	Harness In Driver's Kick Panel
DOME SUPERVISION (-)	DK. BLUE/WHITE	At Courtesy Light Under Dash
TRUNK TRIGGER (-)	ORANGE/BLACK	At Light In Trunk
TRUNK RELEASE (+)	BLACK/WHITE	At Trunk Release Motor In Trunk
FACTORY ALARM ARM	ARMS WITH LOCK	
FACTORY ALARM DISARM WIRE (-)	LT. GREEN	Harness In Driver's Kick Panel
TACHOMETER WIRE	WHITE OR PURPLE/WHITE	At Ignition Coil
BRAKE WIRE (+)	LT. BLUE	At Brake Pedal Switch
HORN TRIGGER (-)	BLACK	Harness At Steering Column
LEFT FRONT WINDOW UP	BLUE	At Motor Inside Driver's Door
LEFT FRONT WINDOW DOWN	BROWN	At Motor Inside Driver's Door
RIGHT FRONT WINDOW UP	BLUE	Harness In Driver's Kick Panel From Driver Door
RIGHT FRONT WINDOW DOWN	TAN	Harness In Driver's Kick Panel From Driver Door
LEFT REAR WINDOW UP	DARK GREEN	Harness In Driver's Kick Panel From Driver Door
LEFT REAR WINDOW DOWN	PURPLE	Harness In Driver's Kick Panel From Driver Door
RIGHT REAR WINDOW UP	LIGHT GREEN	Harness In Driver's Kick Panel From Driver Door
RIGHT REAR WINDOW DOWN	PURPLE/WHITE	Harness In Driver's Kick Panel From Driver Door

INTERFACE	PART NUMBER	NOTES
VATS Bypass	Relay and resistor (Resistor value varies.) DEI 652T resistor pack contains all possible resistors. Refer to TechDoc 3739	Required when installing a remote start system

Please verify all part numbers before ordering.

AUDIO WIRING			
WIRE	COLOR	LOCATION	NOTES
RADIO 12V	ORANGE	At Radio Harness	
12V SWITCHED	YELLOW	At Radio Harness	
RADIO GROUND	BLACK	At Radio Harness	
ILLUMINATION (+)	GRAY	At Radio Harness	
LEFT FRONT SPEAKER (+)	TAN	At Radio Harness Or Speaker	
LEFT FRONT SPEAKER (-)	GRAY	At Radio Harness Or Speaker	
RIGHT FRONT SPEAKER (+)	LT.GREEN	At Radio Harness Or Speaker	
RIGHT FRONT SPEAKER (-)	DK.GREEN	At Radio Harness Or Speaker	
LEFT REAR SPEAKER (+)	BROWN	At Radio Harness Or Speaker	
LEFT REAR SPEAKER (-)	YELLOW	At Radio Harness Or Speaker	
RIGHT REAR SPEAKER (+)	DK.BLUE	At Radio Harness Or Speaker	
RIGHT REAR SPEAKER (-)	LT.BLUE	At Radio Harness Or Speaker	
FRONT SPEAKERS SIZE	REAR SPEAKERS SIZE	AMP LOCATION	NOTES
4x6" dash, 5.25" doors	6x9"		
RADIO DASH KIT OPTIONS	RADIO WIRE HARNESS OPTIONS		ANTENNA ADAPTER OPTIONS
METRA 99-4544, SCOSCHE GM1508B	METRA 70-1858, SCOSCHE GM02		METRA 40-GM10, SCOSCHE MDA-1B
Please verify all part numbers before ordering.			



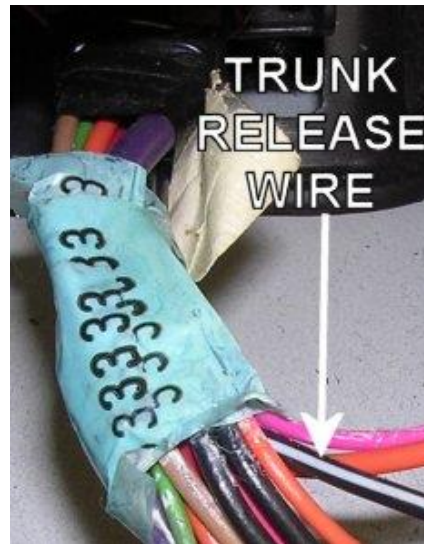

ALARM REMOTE START WIRING

WIRE	COLOR	LOCATION
12V CONSTANT WIRE	RED	Ignition Harness
STARTER WIRE	YELLOW	Ignition Harness
IGNITION WIRE	PINK	Ignition Harness
SECOND IGNITION WIRE	LT. BLUE	Ignition Harness
ACCESSORY WIRE	ORANGE	Ignition Harness
POWER DOOR LOCK (-)	RED/BLACK	In Top Plug At Module Behind Rear Seat On Driver's Side
POWER DOOR UNLOCK (-)	ORANGE/BLACK	In Top Plug At Module Behind Rear Seat On Driver's Side
PARKING LIGHTS (+)	PURPLE	At Relay In The #2 Micro Relay Center Behind The Rear Seat.
Notes: Do Not Use BROWN Found In Driver's Kick Panel For Parking Lights		
DRIVER DOOR TRIGGER (-)	TAN	In Bottom Plug At Module Behind Rear Seat On Driver's Side
PASSENGER DOOR TRIGGER (-)	DK.BLUE/WHITE	In Top Plug At Module Behind Rear Seat On Driver's Side
REAR DOORS TRIGGER (-)	ORANGE	In Top Plug At Module Behind Rear Seat On Driver's Side
TRUNK TRIGGER (-)	ORANGE/BLACK	At Light In Trunk
TRUNK RELEASE (+)	BLACK/WHITE	At Relay In The #1 Micro Relay Center Behind The Rear Seat
FUEL DOOR RELEASE (+)	PINK	At Relay In The #1 Micro Relay Center Behind The Rear Seat
FACTORY ALARM ARM	Arms with factory remote or when locking doors with a door open	
FACTORY ALARM DISARM WIRE (-)	LT. GREEN	Harness In Driver's Kick Panel
TACHOMETER WIRE	PURPLE/WHITE	5-Pin Harness Located At Engine's Rear
BRAKE WIRE (+)	LIGHT BLUE	At Brake Switch
HORN TRIGGER (-)	BLACK	Harness At Steering Column
LEFT FRONT WINDOW UP	DARK BLUE	At Motor Inside Driver's Door
LEFT FRONT WINDOW DOWN	BROWN	At Motor Inside Driver's Door
RIGHT FRONT WINDOW UP	LIGHT BLUE	Harness In Driver's Kick Panel From Driver Door
RIGHT FRONT WINDOW DOWN	TAN	Harness In Driver's Kick Panel From Driver Door
LEFT REAR WINDOW UP	DARK GREEN	Harness In Driver's Kick Panel From Driver Door
LEFT REAR WINDOW DOWN	PURPLE	Harness In Driver's Kick Panel From Driver Door
RIGHT REAR WINDOW UP	LIGHT GREEN	Harness In Driver's Kick Panel From Driver Door
RIGHT REAR WINDOW DOWN	PURPLE	Harness In Driver's Kick Panel From Driver Door

INTERFACE	PART NUMBER	NOTES
VATS Bypass	Relay and resistor (Resistor value varies.) DEI 652T resistor pack contains all possible resistors. Refer to TechDoc 3739	Required when installing a remote start system

Please verify all part numbers before ordering.

ADDITIONAL NOTES



Remote starter and security installations should be attempted by experienced security installers only. Information contained is accurate to the best of our knowledge and experience. Information contained is without any representation of warranty. It is the installer's responsibility to test and confirm all circuits with a digital multi-meter. Proper installation remains the responsibility of the installer. CarAlarmPros assumes no liability or responsibility resulting from an improper installation, even in reliance with the information contained in this guide.

AUDIO WIRING			
WIRE	COLOR	LOCATION	NOTES
RADIO 12V	ORANGE	At Radio Harness	
12V SWITCHED	YELLOW	At Radio Harness	
RADIO GROUND	BLACK	At Radio Harness	
ILLUMINATION (+)	GRAY	At Radio Harness	
LEFT FRONT SPEAKER (+)	TAN	At Radio Harness Or Speaker	
LEFT FRONT SPEAKER (-)	GRAY	At Radio Harness Or Speaker	
RIGHT FRONT SPEAKER (+)	LT.GREEN	At Radio Harness Or Speaker	
RIGHT FRONT SPEAKER (-)	DK.GREEN	At Radio Harness Or Speaker	
LEFT REAR SPEAKER (+)	BROWN	At Radio Harness Or Speaker	
LEFT REAR SPEAKER (-)	YELLOW	At Radio Harness Or Speaker	
RIGHT REAR SPEAKER (+)	DK.BLUE	At Radio Harness Or Speaker	
RIGHT REAR SPEAKER (-)	LT.BLUE	At Radio Harness Or Speaker	

FRONT SPEAKERS SIZE	REAR SPEAKERS SIZE	AMP LOCATION	NOTES
4x6" dash, 5.25" doors	6x9"		

RADIO DASH KIT OPTIONS	RADIO WIRE HARNESS OPTIONS	ANTENNA ADAPTER OPTIONS
METRA 99-4544, SCOSCHE GM1508B	METRA GMRC-03, SCOSCHE GM03	METRA 40-GM10, SCOSCHE MDA-1B
Notes: If shifter is on console, use METRA 99-2005 dash kit		
Please verify all part numbers before ordering.		


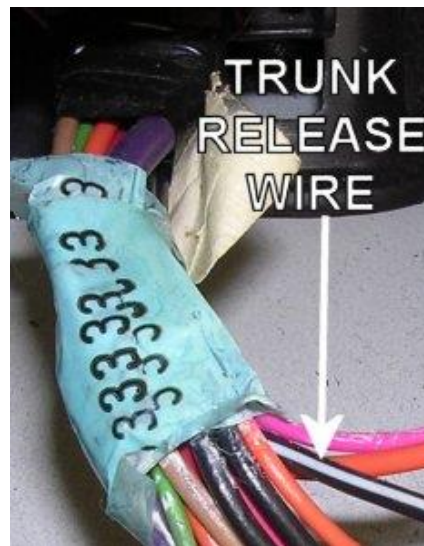

ALARM REMOTE START WIRING

WIRE	COLOR	LOCATION
12V CONSTANT WIRE	RED	Ignition Harness
STARTER WIRE	YELLOW	Ignition Harness
IGNITION WIRE	PINK	Ignition Harness
SECOND IGNITION WIRE	LT. BLUE	Ignition Harness
ACCESSORY WIRE	ORANGE	Ignition Harness
POWER DOOR LOCK (-)	RED/BLACK	In Top Plug At Module Behind Rear Seat On Driver's Side
POWER DOOR UNLOCK (-)	ORANGE/BLACK	In Top Plug At Module Behind Rear Seat On Driver's Side
PARKING LIGHTS (+)	PURPLE	At Relay In The #2 Micro Relay Center Behind The Rear Seat.
Notes: Do Not Use BROWN Found In Driver's Kick Panel For Parking Lights		
DRIVER DOOR TRIGGER (-)	TAN	In Bottom Plug At Module Behind Rear Seat On Driver's Side
PASSENGER DOOR TRIGGER (-)	DK.BLUE/WHITE	In Top Plug At Module Behind Rear Seat On Driver's Side
REAR DOORS TRIGGER (-)	ORANGE	In Top Plug At Module Behind Rear Seat On Driver's Side
TRUNK TRIGGER (-)	ORANGE/BLACK	At Light In Trunk
TRUNK RELEASE (+)	BLACK/WHITE	At Relay In The #1 Micro Relay Center Behind The Rear Seat
FUEL DOOR RELEASE (+)	PINK	At Relay In The #1 Micro Relay Center Behind The Rear Seat
FACTORY ALARM ARM	Arms with factory remote or when locking doors with a door open	
FACTORY ALARM DISARM WIRE (-)	LT. GREEN	Harness In Driver's Kick Panel
TACHOMETER WIRE	PURPLE/WHITE	5-Pin Harness Located At Engine's Rear
BRAKE WIRE (+)	LIGHT BLUE	At Brake Switch
HORN TRIGGER (-)	BLACK	Harness At Steering Column
LEFT FRONT WINDOW UP	DARK BLUE	At Motor Inside Driver's Door
LEFT FRONT WINDOW DOWN	BROWN	At Motor Inside Driver's Door
RIGHT FRONT WINDOW UP	LIGHT BLUE	Harness In Driver's Kick Panel From Driver Door
RIGHT FRONT WINDOW DOWN	TAN	Harness In Driver's Kick Panel From Driver Door
LEFT REAR WINDOW UP	DARK GREEN	Harness In Driver's Kick Panel From Driver Door
LEFT REAR WINDOW DOWN	PURPLE	Harness In Driver's Kick Panel From Driver Door
RIGHT REAR WINDOW UP	LIGHT GREEN	Harness In Driver's Kick Panel From Driver Door
RIGHT REAR WINDOW DOWN	PURPLE	Harness In Driver's Kick Panel From Driver Door

INTERFACE	PART NUMBER	NOTES
VATS Bypass	Relay and resistor (Resistor value varies.) DEI 652T resistor pack contains all possible resistors. Refer to TechDoc 3739	Required when installing a remote start system

Please verify all part numbers before ordering.

ADDITIONAL NOTES



Remote starter and security installations should be attempted by experienced security installers only. Information contained is accurate to the best of our knowledge and experience. Information contained is without any representation of warranty. It is the installer's responsibility to test and confirm all circuits with a digital multi-meter. Proper installation remains the responsibility of the installer. CarAlarmPros assumes no liability or responsibility resulting from an improper installation, even in reliance with the information contained in this guide.

AUDIO WIRING			
WIRE	COLOR	LOCATION	NOTES
RADIO 12V	ORANGE	At Radio Harness	
12V SWITCHED	YELLOW	At Radio Harness	
RADIO GROUND	BLACK	At Radio Harness	
ILLUMINATION (+)	GRAY	At Radio Harness	
LEFT FRONT SPEAKER (+)	TAN	At Radio Harness Or Speaker	
LEFT FRONT SPEAKER (-)	GRAY	At Radio Harness Or Speaker	
RIGHT FRONT SPEAKER (+)	LT.GREEN	At Radio Harness Or Speaker	
RIGHT FRONT SPEAKER (-)	DK.GREEN	At Radio Harness Or Speaker	
LEFT REAR SPEAKER (+)	BROWN	At Radio Harness Or Speaker	
LEFT REAR SPEAKER (-)	YELLOW	At Radio Harness Or Speaker	
RIGHT REAR SPEAKER (+)	DK.BLUE	At Radio Harness Or Speaker	
RIGHT REAR SPEAKER (-)	LT.BLUE	At Radio Harness Or Speaker	

FRONT SPEAKERS SIZE	REAR SPEAKERS SIZE	AMP LOCATION	NOTES
4x6" dash, 5.25" doors	6x9"		

RADIO DASH KIT OPTIONS	RADIO WIRE HARNESS OPTIONS	ANTENNA ADAPTER OPTIONS
METRA 99-2004, SCOSCHE GM1584B	METRA GMRC-03, SCOSCHE GM03	METRA 40-GM10, SCOSCHE MDA-1B
Notes: If shifter is on console, use METRA 99-2005 dash kit		
Please verify all part numbers before ordering.		