

ALARM REMOTE START WIRING

WIRE	COLOR	LOCATION
12V CONSTANT WIRE	RED	Ignition Harness
STARTER WIRE	YELLOW	Ignition Harness
IGNITION WIRE	PINK	Ignition Harness
ACCESSORY WIRE	ORANGE	Ignition Harness
SECOND ACCESSORY WIRE	BROWN	Ignition Harness
POWER DOOR LOCK (+)	LT. BLUE	Harness In Driver's Kick Panel
POWER DOOR UNLOCK (+)	BLACK OR BLACK/BLUE	Harness In Driver's Kick Panel
PARKING LIGHTS (+)	BROWN	At Headlight Switch And Also In Harness In Driver's Kick Panel Running Towards Vehicle's Rear
HEADLIGHTS (+)	YELLOW	At Headlight Switch
DOOR TRIGGER (-)	WHITE OR LT BLUE	At Door Pin Switch And Also Found At Headlight Switch And Under Dash Light
TRUNK TRIGGER (-)	GRAY	Relay Under Dash On Passenger Side
TRUNK RELEASE (+)	BLACK	At Trunk Release Switch
FACTORY ALARM ARM	LOCK W/DOOR OPEN	
FACTORY ALARM DISARM WIRE (-)	LIGHT GREEN	Harness In Driver's Kick Panel
TACHOMETER WIRE	PURPLE/WHITE	At Ignition Coil
BRAKE WIRE (+)	WHITE	At Brake Pedal Switch
HORN TRIGGER (-)	BLACK	Harness At Steering Column
LEFT FRONT WINDOW UP	DARK BLUE	At Motor Inside Driver's Door
LEFT FRONT WINDOW DOWN	BROWN	At Motor Inside Driver's Door
RIGHT FRONT WINDOW UP	DARK BLUE/WHITE	Harness In Driver's Kick Panel From Driver Door
RIGHT FRONT WINDOW DOWN	TAN	Harness In Driver's Kick Panel From Driver Door
LEFT REAR WINDOW UP	DARK GREEN	Harness In Driver's Kick Panel From Driver Door
LEFT REAR WINDOW DOWN	PURPLE	Harness In Driver's Kick Panel From Driver Door
RIGHT REAR WINDOW UP	LIGHT GREEN	Harness In Driver's Kick Panel From Driver Door
RIGHT REAR WINDOW DOWN	PURPLE/WHITE	Harness In Driver's Kick Panel From Driver Door

INTERFACE	PART NUMBER	NOTES
None required	N/A	N/A

Please verify all part numbers before ordering.

AUDIO WIRING			
WIRE	COLOR	LOCATION	NOTES
RADIO 12V	ORANGE	At Radio Harness	
12V SWITCHED	YELLOW	At Radio Harness	
RADIO GROUND	BLACK	At Radio Harness	
ILLUMINATION (+)	GRAY	At Radio Harness	
LEFT FRONT SPEAKER (+)	TAN	At Speaker	
LEFT FRONT SPEAKER (-)	GRAY	At Speaker	
RIGHT FRONT SPEAKER (+)	LT.GREEN	At Speaker	
RIGHT FRONT SPEAKER (-)	DK.GREEN	At Speaker	
LEFT REAR SPEAKER (+)	BROWN	At Speaker	
LEFT REAR SPEAKER (-)	YELLOW	At Speaker	
RIGHT REAR SPEAKER (+)	DK.BLUE	At Speaker	
RIGHT REAR SPEAKER (-)	LT.BLUE	At Speaker	
FRONT SPEAKERS SIZE	REAR SPEAKERS SIZE	AMP LOCATION	NOTES
4x6" dash, 5.25" doors	6x9"		
RADIO DASH KIT OPTIONS		RADIO WIRE HARNESS OPTIONS	ANTENNA ADAPTER OPTIONS
METRA 99-4544, SCOSCHE GM1508B		METRA 70-1677-1, SCOSCHE GM01B	Not required
Please verify all part numbers before ordering.			

Remote starter and security installations should be attempted by experienced security installers only. Information contained is accurate to the best of our knowledge and experience. Information contained is without any representation of warranty. It is the installer's responsibility to test and confirm all circuits with a digital multi-meter. Proper installation remains the responsibility of the installer. CarAlarmPros assumes no liability or responsibility resulting from an improper installation, even in reliance with the information contained in this guide.

ALARM REMOTE START WIRING

WIRE	COLOR	LOCATION
12V CONSTANT WIRE	RED	Ignition Harness
STARTER WIRE	YELLOW	Ignition Harness
IGNITION WIRE	PINK	Ignition Harness
ACCESSORY WIRE	ORANGE	Ignition Harness
SECOND ACCESSORY WIRE	BROWN	Ignition Harness
POWER DOOR LOCK (+)	LT. BLUE	Harness In Driver's Kick Panel
POWER DOOR UNLOCK (+)	BLACK OR BLACK/BLUE	Harness In Driver's Kick Panel
PARKING LIGHTS (+)	BROWN	At Headlight Switch And Also In Harness In Driver's Kick Panel Running Towards Vehicle's Rear
HEADLIGHTS (+)	YELLOW	At Headlight Switch
DOOR TRIGGER (-)	WHITE OR LT BLUE	At Door Pin Switch And Also Found At Headlight Switch And Under Dash Light
TRUNK TRIGGER (-)	GRAY	Relay Under Dash On Passenger Side
TRUNK RELEASE (+)	BLACK	At Trunk Release Switch
FACTORY ALARM ARM	LOCK W/DOOR OPEN	
FACTORY ALARM DISARM WIRE (-)	LIGHT GREEN	Harness In Driver's Kick Panel
TACHOMETER WIRE	PURPLE/WHITE	At Ignition Coil
BRAKE WIRE (+)	WHITE	At Brake Pedal Switch
HORN TRIGGER (-)	BLACK	Harness At Steering Column
LEFT FRONT WINDOW UP	DARK BLUE	At Motor Inside Driver's Door
LEFT FRONT WINDOW DOWN	BROWN	At Motor Inside Driver's Door
RIGHT FRONT WINDOW UP	DARK BLUE/WHITE	Harness In Driver's Kick Panel From Driver Door
RIGHT FRONT WINDOW DOWN	TAN	Harness In Driver's Kick Panel From Driver Door
LEFT REAR WINDOW UP	DARK GREEN	Harness In Driver's Kick Panel From Driver Door
LEFT REAR WINDOW DOWN	PURPLE	Harness In Driver's Kick Panel From Driver Door
RIGHT REAR WINDOW UP	LIGHT GREEN	Harness In Driver's Kick Panel From Driver Door
RIGHT REAR WINDOW DOWN	PURPLE/WHITE	Harness In Driver's Kick Panel From Driver Door

INTERFACE	PART NUMBER	NOTES
None required	N/A	N/A

Please verify all part numbers before ordering.

AUDIO WIRING			
WIRE	COLOR	LOCATION	NOTES
RADIO 12V	ORANGE	At Radio Harness	
12V SWITCHED	YELLOW	At Radio Harness	
RADIO GROUND	BLACK	At Radio Harness	
ILLUMINATION (+)	GRAY	At Radio Harness	
LEFT FRONT SPEAKER (+)	TAN	At Speaker	
LEFT FRONT SPEAKER (-)	GRAY	At Speaker	
RIGHT FRONT SPEAKER (+)	LT.GREEN	At Speaker	
RIGHT FRONT SPEAKER (-)	DK.GREEN	At Speaker	
LEFT REAR SPEAKER (+)	BROWN	At Speaker	
LEFT REAR SPEAKER (-)	YELLOW	At Speaker	
RIGHT REAR SPEAKER (+)	DK.BLUE	At Speaker	
RIGHT REAR SPEAKER (-)	LT.BLUE	At Speaker	
FRONT SPEAKERS SIZE	REAR SPEAKERS SIZE	AMP LOCATION	NOTES
4x6" dash, 5.25" doors	6x9"		
RADIO DASH KIT OPTIONS	RADIO WIRE HARNESS OPTIONS		ANTENNA ADAPTER OPTIONS
METRA 99-4544, SCOSCHE GM1508B	METRA 70-1677-1, SCOSCHE GM01B		Not required
Please verify all part numbers before ordering.			

Remote starter and security installations should be attempted by experienced security installers only. Information contained is accurate to the best of our knowledge and experience. Information contained is without any representation of warranty. It is the installer's responsibility to test and confirm all circuits with a digital multi-meter. Proper installation remains the responsibility of the installer. CarAlarmPros assumes no liability or responsibility resulting from an improper installation, even in reliance with the information contained in this guide.

ALARM REMOTE START WIRING

WIRE	COLOR	LOCATION
12V CONSTANT WIRE	RED	Ignition Harness
STARTER WIRE	YELLOW	Ignition Harness
IGNITION WIRE	PINK	Ignition Harness
ACCESSORY WIRE	ORANGE	Ignition Harness
SECOND ACCESSORY WIRE	BROWN	Ignition Harness
POWER DOOR LOCK (+)	LT. BLUE	Harness In Driver's Kick Panel
POWER DOOR UNLOCK (+)	BLACK OR BLACK/BLUE	Harness In Driver's Kick Panel
PARKING LIGHTS (+)	BROWN	At Headlight Switch And Also In Harness In Driver's Kick Panel Running Towards Vehicle's Rear
HEADLIGHTS (+)	YELLOW	At Headlight Switch
DOOR TRIGGER (-)	WHITE OR LT BLUE	At Door Pin Switch And Also Found At Headlight Switch And Under Dash Light
TRUNK TRIGGER (-)	GRAY	Relay Under Dash On Passenger Side
TRUNK RELEASE (+)	BLACK	At Trunk Release Switch
FACTORY ALARM ARM	LOCK W/DOOR OPEN	
FACTORY ALARM DISARM WIRE (-)	LIGHT GREEN	Harness In Driver's Kick Panel
TACHOMETER WIRE	PURPLE/WHITE	At Ignition Coil
BRAKE WIRE (+)	WHITE	At Brake Pedal Switch
HORN TRIGGER (-)	BLACK	Harness At Steering Column
LEFT FRONT WINDOW UP	DARK BLUE	At Motor Inside Driver's Door
LEFT FRONT WINDOW DOWN	BROWN	At Motor Inside Driver's Door
RIGHT FRONT WINDOW UP	DARK BLUE/WHITE	Harness In Driver's Kick Panel From Driver Door
RIGHT FRONT WINDOW DOWN	TAN	Harness In Driver's Kick Panel From Driver Door
LEFT REAR WINDOW UP	DARK GREEN	Harness In Driver's Kick Panel From Driver Door
LEFT REAR WINDOW DOWN	PURPLE	Harness In Driver's Kick Panel From Driver Door
RIGHT REAR WINDOW UP	LIGHT GREEN	Harness In Driver's Kick Panel From Driver Door
RIGHT REAR WINDOW DOWN	PURPLE/WHITE	Harness In Driver's Kick Panel From Driver Door

INTERFACE	PART NUMBER	NOTES
None required	N/A	N/A

Please verify all part numbers before ordering.

AUDIO WIRING			
WIRE	COLOR	LOCATION	NOTES
RADIO 12V	ORANGE	At Radio Harness	
12V SWITCHED	YELLOW	At Radio Harness	
RADIO GROUND	BLACK	At Radio Harness	
ILLUMINATION (+)	GRAY	At Radio Harness	
LEFT FRONT SPEAKER (+)	TAN	At Speaker	
LEFT FRONT SPEAKER (-)	GRAY	At Speaker	
RIGHT FRONT SPEAKER (+)	LT.GREEN	At Speaker	
RIGHT FRONT SPEAKER (-)	DK.GREEN	At Speaker	
LEFT REAR SPEAKER (+)	BROWN	At Speaker	
LEFT REAR SPEAKER (-)	YELLOW	At Speaker	
RIGHT REAR SPEAKER (+)	DK.BLUE	At Speaker	
RIGHT REAR SPEAKER (-)	LT.BLUE	At Speaker	
FRONT SPEAKERS SIZE	REAR SPEAKERS SIZE	AMP LOCATION	NOTES
4x6" dash, 5.25" doors	6x9"		
RADIO DASH KIT OPTIONS		RADIO WIRE HARNESS OPTIONS	ANTENNA ADAPTER OPTIONS
METRA 99-4544, SCOSCHE GM1508B		METRA 70-1677-1, SCOSCHE GM01B	Not required
Please verify all part numbers before ordering.			

Remote starter and security installations should be attempted by experienced security installers only. Information contained is accurate to the best of our knowledge and experience. Information contained is without any representation of warranty. It is the installer's responsibility to test and confirm all circuits with a digital multi-meter. Proper installation remains the responsibility of the installer. CarAlarmPros assumes no liability or responsibility resulting from an improper installation, even in reliance with the information contained in this guide.

ALARM REMOTE START WIRING

WIRE	COLOR	LOCATION
12V CONSTANT WIRE	RED	Ignition Harness
STARTER WIRE	YELLOW	Ignition Harness
IGNITION WIRE	PINK	Ignition Harness
ACCESSORY WIRE	ORANGE	Ignition Harness
SECOND ACCESSORY WIRE	BROWN	Ignition Harness
POWER DOOR LOCK (+)	LT. BLUE	Harness In Driver's Kick Panel
POWER DOOR UNLOCK (+)	BLACK OR BLACK/BLUE	Harness In Driver's Kick Panel
PARKING LIGHTS (+)	BROWN	At Headlight Switch And Also In Harness In Driver's Kick Panel Running Towards Vehicle's Rear
HEADLIGHTS (+)	YELLOW	At Headlight Switch
DOOR TRIGGER (-)	WHITE OR LT BLUE	At Door Pin Switch And Also Found At Headlight Switch And Under Dash Light
TRUNK TRIGGER (-)	GRAY	Relay Under Dash On Passenger Side
TRUNK RELEASE (+)	BLACK	At Trunk Release Switch
FACTORY ALARM ARM	LOCK W/DOOR OPEN	
FACTORY ALARM DISARM WIRE (-)	LIGHT GREEN	Harness In Driver's Kick Panel
TACHOMETER WIRE	PURPLE/WHITE	At Ignition Coil
BRAKE WIRE (+)	WHITE	At Brake Pedal Switch
HORN TRIGGER (-)	BLACK	Harness At Steering Column
LEFT FRONT WINDOW UP	DARK BLUE	At Motor Inside Driver's Door
LEFT FRONT WINDOW DOWN	BROWN	At Motor Inside Driver's Door
RIGHT FRONT WINDOW UP	DARK BLUE/WHITE	Harness In Driver's Kick Panel From Driver Door
RIGHT FRONT WINDOW DOWN	TAN	Harness In Driver's Kick Panel From Driver Door
LEFT REAR WINDOW UP	DARK GREEN	Harness In Driver's Kick Panel From Driver Door
LEFT REAR WINDOW DOWN	PURPLE	Harness In Driver's Kick Panel From Driver Door
RIGHT REAR WINDOW UP	LIGHT GREEN	Harness In Driver's Kick Panel From Driver Door
RIGHT REAR WINDOW DOWN	PURPLE/WHITE	Harness In Driver's Kick Panel From Driver Door

INTERFACE	PART NUMBER	NOTES
None required	N/A	N/A

Please verify all part numbers before ordering.

AUDIO WIRING			
WIRE	COLOR	LOCATION	NOTES
RADIO 12V	ORANGE	At Radio Harness	
12V SWITCHED	YELLOW	At Radio Harness	
RADIO GROUND	BLACK	At Radio Harness	
ILLUMINATION (+)	GRAY	At Radio Harness	
LEFT FRONT SPEAKER (+)	TAN	At Speaker	
LEFT FRONT SPEAKER (-)	GRAY	At Speaker	
RIGHT FRONT SPEAKER (+)	LT.GREEN	At Speaker	
RIGHT FRONT SPEAKER (-)	DK.GREEN	At Speaker	
LEFT REAR SPEAKER (+)	BROWN	At Speaker	
LEFT REAR SPEAKER (-)	YELLOW	At Speaker	
RIGHT REAR SPEAKER (+)	DK.BLUE	At Speaker	
RIGHT REAR SPEAKER (-)	LT.BLUE	At Speaker	
FRONT SPEAKERS SIZE	REAR SPEAKERS SIZE	AMP LOCATION	NOTES
4x6" dash, 5.25" doors	6x9"		
RADIO DASH KIT OPTIONS		RADIO WIRE HARNESS OPTIONS	ANTENNA ADAPTER OPTIONS
METRA 99-4544, SCOSCHE GM1508B		METRA 70-1677-1, SCOSCHE GM01B	Not required
Please verify all part numbers before ordering.			

ALARM REMOTE START WIRING

WIRE	COLOR	LOCATION
12V CONSTANT WIRE	RED	Ignition Harness
STARTER WIRE	YELLOW	Ignition Harness
IGNITION WIRE	PINK	Ignition Harness
ACCESSORY WIRE	ORANGE	Ignition Harness
SECOND ACCESSORY WIRE	BROWN	Ignition Harness
POWER DOOR LOCK (+)	LT. BLUE	Harness In Driver's Kick Panel
POWER DOOR UNLOCK (+)	BLACK OR BLACK/BLUE	Harness In Driver's Kick Panel
PARKING LIGHTS (+)	BROWN	At Headlight Switch And Also In Harness In Driver's Kick Panel Running Towards Vehicle's Rear
HEADLIGHTS (+)	YELLOW	At Headlight Switch
DOOR TRIGGER (-)	WHITE OR LT BLUE	At Door Pin Switch And Also Found At Headlight Switch And Under Dash Light
TRUNK TRIGGER (-)	GRAY	Relay Under Dash On Passenger Side
TRUNK RELEASE (+)	BLACK	At Trunk Release Switch
FACTORY ALARM ARM	LOCK W/DOOR OPEN	
FACTORY ALARM DISARM WIRE (-)	LIGHT GREEN	Harness In Driver's Kick Panel
TACHOMETER WIRE	PURPLE/WHITE	At Ignition Coil
BRAKE WIRE (+)	WHITE	At Brake Pedal Switch
HORN TRIGGER (-)	BLACK	Harness At Steering Column
LEFT FRONT WINDOW UP	DARK BLUE	At Motor Inside Driver's Door
LEFT FRONT WINDOW DOWN	BROWN	At Motor Inside Driver's Door
RIGHT FRONT WINDOW UP	DARK BLUE/WHITE	Harness In Driver's Kick Panel From Driver Door
RIGHT FRONT WINDOW DOWN	TAN	Harness In Driver's Kick Panel From Driver Door
LEFT REAR WINDOW UP	DARK GREEN	Harness In Driver's Kick Panel From Driver Door
LEFT REAR WINDOW DOWN	PURPLE	Harness In Driver's Kick Panel From Driver Door
RIGHT REAR WINDOW UP	LIGHT GREEN	Harness In Driver's Kick Panel From Driver Door
RIGHT REAR WINDOW DOWN	PURPLE/WHITE	Harness In Driver's Kick Panel From Driver Door

INTERFACE	PART NUMBER	NOTES
None required	N/A	N/A

Please verify all part numbers before ordering.

AUDIO WIRING			
WIRE	COLOR	LOCATION	NOTES
RADIO 12V	ORANGE	At Radio Harness	
12V SWITCHED	YELLOW	At Radio Harness	
RADIO GROUND	BLACK	At Radio Harness	
ILLUMINATION (+)	GRAY	At Radio Harness	
LEFT FRONT SPEAKER (+)	TAN	At Speaker	
LEFT FRONT SPEAKER (-)	GRAY	At Speaker	
RIGHT FRONT SPEAKER (+)	LT.GREEN	At Speaker	
RIGHT FRONT SPEAKER (-)	DK.GREEN	At Speaker	
LEFT REAR SPEAKER (+)	BROWN	At Speaker	
LEFT REAR SPEAKER (-)	YELLOW	At Speaker	
RIGHT REAR SPEAKER (+)	DK.BLUE	At Speaker	
RIGHT REAR SPEAKER (-)	LT.BLUE	At Speaker	
FRONT SPEAKERS SIZE	REAR SPEAKERS SIZE	AMP LOCATION	NOTES
4x6" dash, 5.25" doors	6x9"		
RADIO DASH KIT OPTIONS	RADIO WIRE HARNESS OPTIONS		ANTENNA ADAPTER OPTIONS
METRA 99-4544, SCOSCHE GM1508B	METRA 70-1858, SCOSCHE GM02		METRA 40-GM10, SCOSCHE MDA-1B
Please verify all part numbers before ordering.			

Remote starter and security installations should be attempted by experienced security installers only. Information contained is accurate to the best of our knowledge and experience. Information contained is without any representation of warranty. It is the installer's responsibility to test and confirm all circuits with a digital multi-meter. Proper installation remains the responsibility of the installer. CarAlarmPros assumes no liability or responsibility resulting from an improper installation, even in reliance with the information contained in this guide.

ALARM REMOTE START WIRING

WIRE	COLOR	LOCATION
12V CONSTANT WIRE	RED	Ignition Harness
STARTER WIRE	YELLOW	Ignition Harness
IGNITION WIRE	PINK	Ignition Harness
ACCESSORY WIRE	ORANGE	Ignition Harness
POWER DOOR LOCK (+)	LT. BLUE	Harness In Driver's Kick Panel
POWER DOOR UNLOCK (+)	BLACK	Harness In Driver's Kick Panel
PARKING LIGHTS (+)	BROWN	At Headlight Switch
HEADLIGHTS (+)	YELLOW	At Headlight Switch
DOOR TRIGGER (-)	LT. BLUE	At OEM Anti-theft Module Under Dash Right Of Column
DOME SUPERVISION (-)	WHITE	At Courtesy Light Under Dash
TRUNK TRIGGER	TIED IN WITH DOORS	
TRUNK RELEASE (+)	BLACK	At Trunk Release Switch
FACTORY ALARM ARM	ARMS WITH LOCK	
FACTORY ALARM DISARM WIRE (-)	LIGHT GREEN	At OEM Anti-theft Module Under Dash Right Of Column
TACHOMETER WIRE	WHITE OR PURPLE/WHITE	At Distributor
BRAKE WIRE (+)	LT. BLUE OR WHITE	At Brake Pedal Switch
HORN TRIGGER (-)	BLACK	Harness At Steering Column
LEFT FRONT WINDOW UP	DARK BLUE	At Motor Inside Driver's Door
LEFT FRONT WINDOW DOWN	BROWN/WHITE	At Motor Inside Driver's Door
RIGHT FRONT WINDOW UP	DARK BLUE/WHITE	Harness In Driver's Kick Panel From Driver Door
RIGHT FRONT WINDOW DOWN	TAN	Harness In Driver's Kick Panel From Driver Door
LEFT REAR WINDOW UP	DARK GREEN	Harness In Driver's Kick Panel From Driver Door
LEFT REAR WINDOW DOWN	PURPLE	Harness In Driver's Kick Panel From Driver Door
RIGHT REAR WINDOW UP	LIGHT GREEN	Harness In Driver's Kick Panel From Driver Door
RIGHT REAR WINDOW DOWN	PURPLE/WHITE	Harness In Driver's Kick Panel From Driver Door

INTERFACE	PART NUMBER	NOTES
VATS Bypass	Relay and resistor (Resistor value varies.) DEI 652T resistor pack contains all possible resistors. Refer to TechDoc 3739	Required when installing a remote start system

Please verify all part numbers before ordering.

AUDIO WIRING			
WIRE	COLOR	LOCATION	NOTES
RADIO 12V	ORANGE	At Radio Harness	
12V SWITCHED	YELLOW	At Radio Harness	
RADIO GROUND	BLACK	At Radio Harness	
ILLUMINATION (+)	GRAY	At Radio Harness	
LEFT FRONT SPEAKER (+)	TAN	At Speaker	
LEFT FRONT SPEAKER (-)	GRAY	At Speaker	
RIGHT FRONT SPEAKER (+)	LT.GREEN	At Speaker	
RIGHT FRONT SPEAKER (-)	DK.GREEN	At Speaker	
LEFT REAR SPEAKER (+)	BROWN	At Speaker	
LEFT REAR SPEAKER (-)	YELLOW	At Speaker	
RIGHT REAR SPEAKER (+)	DK.BLUE	At Speaker	
RIGHT REAR SPEAKER (-)	LT.BLUE	At Speaker	
FRONT SPEAKERS SIZE	REAR SPEAKERS SIZE	AMP LOCATION	NOTES
4x6" dash, 5.25" doors	6x9"		
RADIO DASH KIT OPTIONS	RADIO WIRE HARNESS OPTIONS	ANTENNA ADAPTER OPTIONS	
METRA 99-4544, SCOSCHE GM1508B	METRA 70-1858, SCOSCHE GM02	METRA 40-GM10, SCOSCHE MDA-1B	
Please verify all part numbers before ordering.			

Remote starter and security installations should be attempted by experienced security installers only. Information contained is accurate to the best of our knowledge and experience. Information contained is without any representation of warranty. It is the installer's responsibility to test and confirm all circuits with a digital multi-meter. Proper installation remains the responsibility of the installer. CarAlarmPros assumes no liability or responsibility resulting from an improper installation, even in reliance with the information contained in this guide.

ALARM REMOTE START WIRING

WIRE	COLOR	LOCATION
12V CONSTANT WIRE	RED	Ignition Harness
STARTER WIRE	YELLOW	Ignition Harness
IGNITION WIRE	PINK	Ignition Harness
ACCESSORY WIRE	ORANGE	Ignition Harness
POWER DOOR LOCK (+)	LT. BLUE	Harness In Driver's Kick Panel
POWER DOOR UNLOCK (+)	BLACK	Harness In Driver's Kick Panel
PARKING LIGHTS (+)	BROWN	At Headlight Switch
HEADLIGHTS (+)	YELLOW	At Headlight Switch
DOOR TRIGGER (-)	LT. BLUE	At OEM Anti-theft Module Under Dash Right Of Column
DOME SUPERVISION (-)	WHITE	At Courtesy Light Under Dash
TRUNK TRIGGER	TIED IN WITH DOORS	
TRUNK RELEASE (+)	BLACK	At Trunk Release Switch
FACTORY ALARM ARM	ARMS WITH LOCK	
FACTORY ALARM DISARM WIRE (-)	LIGHT GREEN	At OEM Anti-theft Module Under Dash Right Of Column
TACHOMETER WIRE	WHITE OR PURPLE/WHITE	At Distributor
BRAKE WIRE (+)	LT. BLUE OR WHITE	At Brake Pedal Switch
HORN TRIGGER (-)	BLACK	Harness At Steering Column
LEFT FRONT WINDOW UP	DARK BLUE	At Motor Inside Driver's Door
LEFT FRONT WINDOW DOWN	BROWN/WHITE	At Motor Inside Driver's Door
RIGHT FRONT WINDOW UP	DARK BLUE/WHITE	Harness In Driver's Kick Panel From Driver Door
RIGHT FRONT WINDOW DOWN	TAN	Harness In Driver's Kick Panel From Driver Door
LEFT REAR WINDOW UP	DARK GREEN	Harness In Driver's Kick Panel From Driver Door
LEFT REAR WINDOW DOWN	PURPLE	Harness In Driver's Kick Panel From Driver Door
RIGHT REAR WINDOW UP	LIGHT GREEN	Harness In Driver's Kick Panel From Driver Door
RIGHT REAR WINDOW DOWN	PURPLE/WHITE	Harness In Driver's Kick Panel From Driver Door

INTERFACE	PART NUMBER	NOTES
VATS Bypass	Relay and resistor (Resistor value varies.) DEI 652T resistor pack contains all possible resistors. Refer to TechDoc 3739	Required when installing a remote start system

Please verify all part numbers before ordering.

AUDIO WIRING			
WIRE	COLOR	LOCATION	NOTES
RADIO 12V	ORANGE	At Radio Harness	
12V SWITCHED	YELLOW	At Radio Harness	
RADIO GROUND	BLACK	At Radio Harness	
ILLUMINATION (+)	GRAY	At Radio Harness	
LEFT FRONT SPEAKER (+)	TAN	At Speaker	
LEFT FRONT SPEAKER (-)	GRAY	At Speaker	
RIGHT FRONT SPEAKER (+)	LT.GREEN	At Speaker	
RIGHT FRONT SPEAKER (-)	DK.GREEN	At Speaker	
LEFT REAR SPEAKER (+)	BROWN	At Speaker	
LEFT REAR SPEAKER (-)	YELLOW	At Speaker	
RIGHT REAR SPEAKER (+)	DK.BLUE	At Speaker	
RIGHT REAR SPEAKER (-)	LT.BLUE	At Speaker	
FRONT SPEAKERS SIZE	REAR SPEAKERS SIZE	AMP LOCATION	NOTES
4x6" dash, 5.25" doors	6x9"		
RADIO DASH KIT OPTIONS		RADIO WIRE HARNESS OPTIONS	ANTENNA ADAPTER OPTIONS
METRA 99-4544, SCOSCHE GM1508B		METRA 70-1858, SCOSCHE GM02	METRA 40-GM10, SCOSCHE MDA-1B
Please verify all part numbers before ordering.			

Remote starter and security installations should be attempted by experienced security installers only. Information contained is accurate to the best of our knowledge and experience. Information contained is without any representation of warranty. It is the installer's responsibility to test and confirm all circuits with a digital multi-meter. Proper installation remains the responsibility of the installer. CarAlarmPros assumes no liability or responsibility resulting from an improper installation, even in reliance with the information contained in this guide.

ALARM REMOTE START WIRING

WIRE	COLOR	LOCATION
12V CONSTANT WIRE	RED	Ignition Harness
STARTER WIRE	YELLOW	Ignition Harness
IGNITION WIRE	PINK	Ignition Harness
ACCESSORY WIRE	ORANGE	Ignition Harness
POWER DOOR LOCK (+)	LT. BLUE	Harness In Driver's Kick Panel
POWER DOOR UNLOCK (+)	BLACK	Harness In Driver's Kick Panel
PARKING LIGHTS (+)	BROWN	At Headlight Switch
HEADLIGHTS (+)	YELLOW	At Headlight Switch
DOOR TRIGGER (-)	LT. BLUE	At OEM Anti-theft Module Under Dash Right Of Column
DOME SUPERVISION (-)	WHITE	At Courtesy Light Under Dash
TRUNK TRIGGER	TIED IN WITH DOORS	
TRUNK RELEASE (+)	BLACK	At Trunk Release Switch
FACTORY ALARM ARM	ARMS WITH LOCK	
FACTORY ALARM DISARM WIRE (-)	LIGHT GREEN	At OEM Anti-theft Module Under Dash Right Of Column
TACHOMETER WIRE	WHITE OR PURPLE/WHITE	At Distributor
BRAKE WIRE (+)	LT. BLUE OR WHITE	At Brake Pedal Switch
HORN TRIGGER (-)	BLACK	Harness At Steering Column
LEFT FRONT WINDOW UP	DARK BLUE	At Motor Inside Driver's Door
LEFT FRONT WINDOW DOWN	BROWN/WHITE	At Motor Inside Driver's Door
RIGHT FRONT WINDOW UP	DARK BLUE/WHITE	Harness In Driver's Kick Panel From Driver Door
RIGHT FRONT WINDOW DOWN	TAN	Harness In Driver's Kick Panel From Driver Door
LEFT REAR WINDOW UP	DARK GREEN	Harness In Driver's Kick Panel From Driver Door
LEFT REAR WINDOW DOWN	PURPLE	Harness In Driver's Kick Panel From Driver Door
RIGHT REAR WINDOW UP	LIGHT GREEN	Harness In Driver's Kick Panel From Driver Door
RIGHT REAR WINDOW DOWN	PURPLE/WHITE	Harness In Driver's Kick Panel From Driver Door

INTERFACE	PART NUMBER	NOTES
VATS Bypass	Relay and resistor (Resistor value varies.) DEI 652T resistor pack contains all possible resistors. Refer to TechDoc 3739	Required when installing a remote start system

Please verify all part numbers before ordering.

AUDIO WIRING			
WIRE	COLOR	LOCATION	NOTES
RADIO 12V	ORANGE	At Radio Harness	
12V SWITCHED	YELLOW	At Radio Harness	
RADIO GROUND	BLACK	At Radio Harness	
ILLUMINATION (+)	GRAY	At Radio Harness	
LEFT FRONT SPEAKER (+)	TAN	At Speaker	
LEFT FRONT SPEAKER (-)	GRAY	At Speaker	
RIGHT FRONT SPEAKER (+)	LT.GREEN	At Speaker	
RIGHT FRONT SPEAKER (-)	DK.GREEN	At Speaker	
LEFT REAR SPEAKER (+)	BROWN	At Speaker	
LEFT REAR SPEAKER (-)	YELLOW	At Speaker	
RIGHT REAR SPEAKER (+)	DK.BLUE	At Speaker	
RIGHT REAR SPEAKER (-)	LT.BLUE	At Speaker	
FRONT SPEAKERS SIZE	REAR SPEAKERS SIZE	AMP LOCATION	NOTES
4x6" dash, 5.25" doors	6x9"		
RADIO DASH KIT OPTIONS		RADIO WIRE HARNESS OPTIONS	ANTENNA ADAPTER OPTIONS
METRA 99-4544, SCOSCHE GM1508B		METRA 70-1858, SCOSCHE GM02	METRA 40-GM10, SCOSCHE MDA-1B
Please verify all part numbers before ordering.			

Remote starter and security installations should be attempted by experienced security installers only. Information contained is accurate to the best of our knowledge and experience. Information contained is without any representation of warranty. It is the installer's responsibility to test and confirm all circuits with a digital multi-meter. Proper installation remains the responsibility of the installer. CarAlarmPros assumes no liability or responsibility resulting from an improper installation, even in reliance with the information contained in this guide.

ALARM REMOTE START WIRING

WIRE	COLOR	LOCATION
12V CONSTANT WIRE	RED	Ignition Harness
STARTER WIRE	YELLOW	Ignition Harness
IGNITION WIRE	PINK	Ignition Harness
ACCESSORY WIRE	ORANGE	Ignition Harness
POWER DOOR LOCK (+)	LT. BLUE	Harness In Driver's Kick Panel
POWER DOOR UNLOCK (+)	BLACK	Harness In Driver's Kick Panel
PARKING LIGHTS (+)	BROWN	At Headlight Switch
HEADLIGHTS (+)	YELLOW	At Headlight Switch
DOOR TRIGGER (-)	LT. BLUE	At OEM Anti-theft Module Under Dash Right Of Column
DOME SUPERVISION (-)	WHITE	At Courtesy Light Under Dash
TRUNK TRIGGER	TIED IN WITH DOORS	
TRUNK RELEASE (+)	BLACK	At Trunk Release Switch
FACTORY ALARM ARM	ARMS WITH LOCK	
FACTORY ALARM DISARM WIRE (-)	LIGHT GREEN	At OEM Anti-theft Module Under Dash Right Of Column
TACHOMETER WIRE	WHITE OR PURPLE/WHITE	At Distributor
BRAKE WIRE (+)	LT. BLUE OR WHITE	At Brake Pedal Switch
HORN TRIGGER (-)	BLACK	Harness At Steering Column
LEFT FRONT WINDOW UP	DARK BLUE	At Motor Inside Driver's Door
LEFT FRONT WINDOW DOWN	BROWN/WHITE	At Motor Inside Driver's Door
RIGHT FRONT WINDOW UP	DARK BLUE/WHITE	Harness In Driver's Kick Panel From Driver Door
RIGHT FRONT WINDOW DOWN	TAN	Harness In Driver's Kick Panel From Driver Door
LEFT REAR WINDOW UP	DARK GREEN	Harness In Driver's Kick Panel From Driver Door
LEFT REAR WINDOW DOWN	PURPLE	Harness In Driver's Kick Panel From Driver Door
RIGHT REAR WINDOW UP	LIGHT GREEN	Harness In Driver's Kick Panel From Driver Door
RIGHT REAR WINDOW DOWN	PURPLE/WHITE	Harness In Driver's Kick Panel From Driver Door

INTERFACE	PART NUMBER	NOTES
VATS Bypass	Relay and resistor (Resistor value varies.) DEI 652T resistor pack contains all possible resistors. Refer to TechDoc 3739	Required when installing a remote start system

Please verify all part numbers before ordering.

AUDIO WIRING			
WIRE	COLOR	LOCATION	NOTES
RADIO 12V	ORANGE	At Radio Harness	
12V SWITCHED	YELLOW	At Radio Harness	
RADIO GROUND	BLACK	At Radio Harness	
ILLUMINATION (+)	GRAY	At Radio Harness	
LEFT FRONT SPEAKER (+)	TAN	At Speaker	
LEFT FRONT SPEAKER (-)	GRAY	At Speaker	
RIGHT FRONT SPEAKER (+)	LT.GREEN	At Speaker	
RIGHT FRONT SPEAKER (-)	DK.GREEN	At Speaker	
LEFT REAR SPEAKER (+)	BROWN	At Speaker	
LEFT REAR SPEAKER (-)	YELLOW	At Speaker	
RIGHT REAR SPEAKER (+)	DK.BLUE	At Speaker	
RIGHT REAR SPEAKER (-)	LT.BLUE	At Speaker	
FRONT SPEAKERS SIZE	REAR SPEAKERS SIZE	AMP LOCATION	NOTES
4x6" dash, 5.25" doors	6x9"		
RADIO DASH KIT OPTIONS		RADIO WIRE HARNESS OPTIONS	ANTENNA ADAPTER OPTIONS
METRA 99-4544, SCOSCHE GM1508B		METRA 70-1858, SCOSCHE GM02	METRA 40-GM10, SCOSCHE MDA-1B
Please verify all part numbers before ordering.			

Remote starter and security installations should be attempted by experienced security installers only. Information contained is accurate to the best of our knowledge and experience. Information contained is without any representation of warranty. It is the installer's responsibility to test and confirm all circuits with a digital multi-meter. Proper installation remains the responsibility of the installer. CarAlarmPros assumes no liability or responsibility resulting from an improper installation, even in reliance with the information contained in this guide.

ALARM REMOTE START WIRING

WIRE	COLOR	LOCATION
12V CONSTANT WIRE	RED	Ignition Harness
STARTER WIRE	YELLOW	Ignition Harness
IGNITION WIRE	PINK	Ignition Harness
ACCESSORY WIRE	ORANGE	Ignition Harness
POWER DOOR LOCK (+)	RED/BLACK	Harness In Driver's Kick Panel
POWER DOOR UNLOCK (+)	WHITE	Harness In Driver's Kick Panel
PARKING LIGHTS (+)	BROWN	Harness In Driver's Kick Panel
HEADLIGHTS (-)	YELLOW	At Headlight Switch
DOOR TRIGGER (-)	BLUE	Harness In Driver's Kick Panel
DOMESUPERVISION (-)	DK. BLUE/WHITE	At Courtesy Light Under Dash
TRUNK TRIGGER (-)	ORANGE/BLACK	At Light In Trunk
TRUNK RELEASE (+)	BLACK/WHITE	At Trunk Release Motor In Trunk
FACTORY ALARM ARM	ARMS WITH LOCK	
FACTORY ALARM DISARM WIRE (-)	LT. GREEN	Harness In Driver's Kick Panel
TACHOMETER WIRE	WHITE OR PURPLE/WHITE	At Ignition Coil
BRAKE WIRE (+)	LT. BLUE	At Brake Pedal Switch
HORN TRIGGER (-)	BLACK	Harness At Steering Column
LEFT FRONT WINDOW UP	BLUE	At Motor Inside Driver's Door
LEFT FRONT WINDOW DOWN	BROWN	At Motor Inside Driver's Door
RIGHT FRONT WINDOW UP	BLUE	Harness In Driver's Kick Panel From Driver Door
RIGHT FRONT WINDOW DOWN	TAN	Harness In Driver's Kick Panel From Driver Door
LEFT REAR WINDOW UP	GREEN	Harness In Driver's Kick Panel From Driver Door
LEFT REAR WINDOW DOWN	PURPLE	Harness In Driver's Kick Panel From Driver Door
RIGHT REAR WINDOW UP	LIGHT GREEN	Harness In Driver's Kick Panel From Driver Door
RIGHT REAR WINDOW DOWN	PURPLE/WHITE	Harness In Driver's Kick Panel From Driver Door

INTERFACE	PART NUMBER	NOTES
VATS Bypass	Relay and resistor (Resistor value varies.) DEI 652T resistor pack contains all possible resistors. Refer to TechDoc 3739	Required when installing a remote start system

Please verify all part numbers before ordering.

AUDIO WIRING			
WIRE	COLOR	LOCATION	NOTES
RADIO 12V	ORANGE	At Radio Harness	
12V SWITCHED	YELLOW	At Radio Harness	
RADIO GROUND	BLACK	At Radio Harness	
ILLUMINATION (+)	GRAY	At Radio Harness	
LEFT FRONT SPEAKER (+)	TAN	At Speaker	
LEFT FRONT SPEAKER (-)	GRAY	At Speaker	
RIGHT FRONT SPEAKER (+)	LT.GREEN	At Speaker	
RIGHT FRONT SPEAKER (-)	DK.GREEN	At Speaker	
LEFT REAR SPEAKER (+)	BROWN	At Speaker	
LEFT REAR SPEAKER (-)	YELLOW	At Speaker	
RIGHT REAR SPEAKER (+)	DK.BLUE	At Speaker	
RIGHT REAR SPEAKER (-)	LT.BLUE	At Speaker	
FRONT SPEAKERS SIZE	REAR SPEAKERS SIZE	AMP LOCATION	NOTES
4x6" dash, 5.25" doors	6x9"		
RADIO DASH KIT OPTIONS	RADIO WIRE HARNESS OPTIONS		ANTENNA ADAPTER OPTIONS
METRA 99-4544, SCOSCHE GM1508B	METRA 70-1858, SCOSCHE GM02		METRA 40-GM10, SCOSCHE MDA-1B
Please verify all part numbers before ordering.			

Remote starter and security installations should be attempted by experienced security installers only. Information contained is accurate to the best of our knowledge and experience. Information contained is without any representation of warranty. It is the installer's responsibility to test and confirm all circuits with a digital multi-meter. Proper installation remains the responsibility of the installer. CarAlarmPros assumes no liability or responsibility resulting from an improper installation, even in reliance with the information contained in this guide.

ALARM REMOTE START WIRING

WIRE	COLOR	LOCATION
12V CONSTANT WIRE	RED	Ignition Harness
STARTER WIRE	YELLOW	Ignition Harness
IGNITION WIRE	PINK	Ignition Harness
ACCESSORY WIRE	ORANGE	Ignition Harness
POWER DOOR LOCK (+)	RED/BLACK	Harness In Driver's Kick Panel
POWER DOOR UNLOCK (+)	WHITE	Harness In Driver's Kick Panel
PARKING LIGHTS (+)	BROWN	Harness In Driver's Kick Panel
HEADLIGHTS (-)	YELLOW	At Headlight Switch
DOOR TRIGGER (-)	BLUE	Harness In Driver's Kick Panel
DOMESUPERVISION (-)	DK. BLUE/WHITE	At Courtesy Light Under Dash
TRUNK TRIGGER (-)	ORANGE/BLACK	At Light In Trunk
TRUNK RELEASE (+)	BLACK/WHITE	At Trunk Release Motor In Trunk
FACTORY ALARM ARM	ARMS WITH LOCK	
FACTORY ALARM DISARM WIRE (-)	LT. GREEN	Harness In Driver's Kick Panel
TACHOMETER WIRE	WHITE OR PURPLE/WHITE	At Ignition Coil
BRAKE WIRE (+)	LT. BLUE	At Brake Pedal Switch
HORN TRIGGER (-)	BLACK	Harness At Steering Column
LEFT FRONT WINDOW UP	BLUE	At Motor Inside Driver's Door
LEFT FRONT WINDOW DOWN	BROWN	At Motor Inside Driver's Door
RIGHT FRONT WINDOW UP	BLUE	Harness In Driver's Kick Panel From Driver Door
RIGHT FRONT WINDOW DOWN	TAN	Harness In Driver's Kick Panel From Driver Door
LEFT REAR WINDOW UP	GREEN	Harness In Driver's Kick Panel From Driver Door
LEFT REAR WINDOW DOWN	PURPLE	Harness In Driver's Kick Panel From Driver Door
RIGHT REAR WINDOW UP	LIGHT GREEN	Harness In Driver's Kick Panel From Driver Door
RIGHT REAR WINDOW DOWN	PURPLE/WHITE	Harness In Driver's Kick Panel From Driver Door

INTERFACE	PART NUMBER	NOTES
VATS Bypass	Relay and resistor (Resistor value varies.) DEI 652T resistor pack contains all possible resistors. Refer to TechDoc 3739	Required when installing a remote start system

Please verify all part numbers before ordering.

AUDIO WIRING			
WIRE	COLOR	LOCATION	NOTES
RADIO 12V	ORANGE	At Radio Harness	
12V SWITCHED	YELLOW	At Radio Harness	
RADIO GROUND	BLACK	At Radio Harness	
ILLUMINATION (+)	GRAY	At Radio Harness	
LEFT FRONT SPEAKER (+)	TAN	At Speaker	
LEFT FRONT SPEAKER (-)	GRAY	At Speaker	
RIGHT FRONT SPEAKER (+)	LT.GREEN	At Speaker	
RIGHT FRONT SPEAKER (-)	DK.GREEN	At Speaker	
LEFT REAR SPEAKER (+)	BROWN	At Speaker	
LEFT REAR SPEAKER (-)	YELLOW	At Speaker	
RIGHT REAR SPEAKER (+)	DK.BLUE	At Speaker	
RIGHT REAR SPEAKER (-)	LT.BLUE	At Speaker	
FRONT SPEAKERS SIZE	REAR SPEAKERS SIZE	AMP LOCATION	NOTES
4x6" dash, 5.25" doors	6x9"		
RADIO DASH KIT OPTIONS		RADIO WIRE HARNESS OPTIONS	ANTENNA ADAPTER OPTIONS
METRA 99-4544, SCOSCHE GM1508B		METRA 70-1858, SCOSCHE GM02	METRA 40-GM10, SCOSCHE MDA-1B
Please verify all part numbers before ordering.			

Remote starter and security installations should be attempted by experienced security installers only. Information contained is accurate to the best of our knowledge and experience. Information contained is without any representation of warranty. It is the installer's responsibility to test and confirm all circuits with a digital multi-meter. Proper installation remains the responsibility of the installer. CarAlarmPros assumes no liability or responsibility resulting from an improper installation, even in reliance with the information contained in this guide.

ALARM REMOTE START WIRING



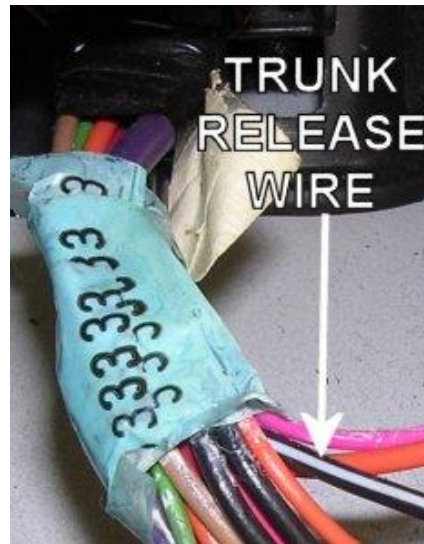

WIRE	COLOR	LOCATION
12V CONSTANT WIRE	RED	Ignition Harness
STARTER WIRE	YELLOW	Ignition Harness
IGNITION WIRE	PINK	Ignition Harness
SECOND IGNITION WIRE	LT. BLUE	Ignition Harness
ACCESSORY WIRE	ORANGE	Ignition Harness
POWER DOOR LOCK (-)	RED/BLACK	In Top Plug At Module Behind Rear Seat On Driver's Side
POWER DOOR UNLOCK (-)	ORANGE/BLACK	In Top Plug At Module Behind Rear Seat On Driver's Side
PARKING LIGHTS (+)	PURPLE	At Relay In The #2 Micro Relay Center Behind The Rear Seat.
Notes: Do Not Use BROWN Found In Driver's Kick Panel For Parking Lights		
DRIVER DOOR TRIGGER (-)	TAN	In Bottom Plug At Module Behind Rear Seat On Driver's Side
PASSENGER DOOR TRIGGER (-)	DK.BLUE/WHITE	In Top Plug At Module Behind Rear Seat On Driver's Side
REAR DOORS TRIGGER (-)	ORANGE	In Top Plug At Module Behind Rear Seat On Driver's Side
TRUNK TRIGGER (-)	ORANGE/BLACK	At Light In Trunk
TRUNK RELEASE (+)	BLACK/WHITE	At Relay In The #1 Micro Relay Center Behind The Rear Seat
FUEL DOOR RELEASE (+)	PINK	
FACTORY ALARM ARM	Arms with factory remote or when locking doors with a door open	
FACTORY ALARM DISARM WIRE (-)	LT. GREEN	Harness In Driver's Kick Panel
TACHOMETER WIRE	PURPLE/WHITE	5-Pin Harness Located At Engine's Rear
BRAKE WIRE (+)	LIGHT BLUE	At Brake Switch
HORN TRIGGER (-)	BLACK	Harness At Steering Column
LEFT FRONT WINDOW UP	DARK BLUE	At Motor Inside Driver's Door
LEFT FRONT WINDOW DOWN	BROWN	At Motor Inside Driver's Door
RIGHT FRONT WINDOW UP	LIGHT BLUE	Harness In Driver's Kick Panel From Driver Door
RIGHT FRONT WINDOW DOWN	TAN	Harness In Driver's Kick Panel From Driver Door
LEFT REAR WINDOW UP	DARK GREEN	Harness In Driver's Kick Panel From Driver Door
LEFT REAR WINDOW DOWN	PURPLE	Harness In Driver's Kick Panel From Driver Door
RIGHT REAR WINDOW UP	LIGHT GREEN	Harness In Driver's Kick Panel From Driver Door
RIGHT REAR WINDOW DOWN	PURPLE	Harness In Driver's Kick Panel From Driver Door

INTERFACE	PART NUMBER	NOTES
VATS Bypass	Relay and resistor (Resistor value varies.) DEI 652T resistor pack contains all possible resistors. Refer to TechDoc 3739	Required when installing a remote start system

Please verify all part numbers before ordering.

Remote starter and security installations should be attempted by experienced security installers only. Information contained is accurate to the best of our knowledge and experience. Information contained is without any representation of warranty. It is the installer's responsibility to test and confirm all circuits with a digital multi-meter. Proper installation remains the responsibility of the installer. CarAlarmPros assumes no liability or responsibility resulting from an improper installation, even in reliance with the information contained in this guide.

ADDITIONAL NOTES



Remote starter and security installations should be attempted by experienced security installers only. Information contained is accurate to the best of our knowledge and experience. Information contained is without any representation of warranty. It is the installer's responsibility to test and confirm all circuits with a digital multi-meter. Proper installation remains the responsibility of the installer. CarAlarmPros assumes no liability or responsibility resulting from an improper installation, even in reliance with the information contained in this guide.

AUDIO WIRING			
WIRE	COLOR	LOCATION	NOTES
RADIO 12V	ORANGE	At Radio Harness	
12V SWITCHED	YELLOW	At Radio Harness	
RADIO GROUND	BLACK	At Radio Harness	
ILLUMINATION (+)	GRAY	At Radio Harness	
LEFT FRONT SPEAKER (+)	TAN	At Speaker	
LEFT FRONT SPEAKER (-)	GRAY	At Speaker	
RIGHT FRONT SPEAKER (+)	LT.GREEN	At Speaker	
RIGHT FRONT SPEAKER (-)	DK.GREEN	At Speaker	
LEFT REAR SPEAKER (+)	BROWN	At Speaker	
LEFT REAR SPEAKER (-)	YELLOW	At Speaker	
RIGHT REAR SPEAKER (+)	DK.BLUE	At Speaker	
RIGHT REAR SPEAKER (-)	LT.BLUE	At Speaker	
FRONT SPEAKERS SIZE	REAR SPEAKERS SIZE	AMP LOCATION	NOTES
5.25"	6x9"		
RADIO DASH KIT OPTIONS		RADIO WIRE HARNESS OPTIONS	ANTENNA ADAPTER OPTIONS
METRA 99-2004, SCOSCHE GM1584B		METRA GMRC-03, SCOSCHE GM03	METRA 40-GM10, SCOSCHE MDA-1B
Notes: If shifter is on console, use METRA 99-2005 dash kit			
Please verify all part numbers before ordering.			




ALARM REMOTE START WIRING

WIRE	COLOR	LOCATION
12V CONSTANT WIRE	RED	Ignition Harness
STARTER WIRE	YELLOW	Ignition Harness
IGNITION WIRE	PINK	Ignition Harness
SECOND IGNITION WIRE	LT. BLUE	Ignition Harness
ACCESSORY WIRE	ORANGE	Ignition Harness
POWER DOOR LOCK (-)	RED/BLACK	In Top Plug At Module Behind Rear Seat On Driver's Side
POWER DOOR UNLOCK (-)	ORANGE/BLACK	In Top Plug At Module Behind Rear Seat On Driver's Side
PARKING LIGHTS (+)	PURPLE	At Relay In The #2 Micro Relay Center Behind The Rear Seat.
Notes: Do Not Use BROWN Found In Driver's Kick Panel For Parking Lights		
DRIVER DOOR TRIGGER (-)	TAN	In Bottom Plug At Module Behind Rear Seat On Driver's Side
PASSENGER DOOR TRIGGER (-)	DK.BLUE/WHITE	In Top Plug At Module Behind Rear Seat On Driver's Side
REAR DOORS TRIGGER (-)	ORANGE	In Top Plug At Module Behind Rear Seat On Driver's Side
TRUNK TRIGGER (-)	ORANGE/BLACK	At Light In Trunk
TRUNK RELEASE (+)	BLACK/WHITE	At Relay In The #1 Micro Relay Center Behind The Rear Seat
FUEL DOOR RELEASE (+)	PINK	
FACTORY ALARM ARM	Arms with factory remote or when locking doors with a door open	
FACTORY ALARM DISARM WIRE (-)	LT. GREEN	Harness In Driver's Kick Panel
TACHOMETER WIRE	PURPLE/WHITE	5-Pin Harness Located At Engine's Rear
BRAKE WIRE (+)	LIGHT BLUE	At Brake Switch
HORN TRIGGER (-)	BLACK	Harness At Steering Column
LEFT FRONT WINDOW UP	DARK BLUE	At Motor Inside Driver's Door
LEFT FRONT WINDOW DOWN	BROWN	At Motor Inside Driver's Door
RIGHT FRONT WINDOW UP	LIGHT BLUE	Harness In Driver's Kick Panel From Driver Door
RIGHT FRONT WINDOW DOWN	TAN	Harness In Driver's Kick Panel From Driver Door
LEFT REAR WINDOW UP	DARK GREEN	Harness In Driver's Kick Panel From Driver Door
LEFT REAR WINDOW DOWN	PURPLE	Harness In Driver's Kick Panel From Driver Door
RIGHT REAR WINDOW UP	LIGHT GREEN	Harness In Driver's Kick Panel From Driver Door
RIGHT REAR WINDOW DOWN	PURPLE	Harness In Driver's Kick Panel From Driver Door

INTERFACE	PART NUMBER	NOTES
VATS Bypass	Relay and resistor (Resistor value varies.) DEI 652T resistor pack contains all possible resistors. Refer to TechDoc 3739	Required when installing a remote start system

Please verify all part numbers before ordering.

ADDITIONAL NOTES



Remote starter and security installations should be attempted by experienced security installers only. Information contained is accurate to the best of our knowledge and experience. Information contained is without any representation of warranty. It is the installer's responsibility to test and confirm all circuits with a digital multi-meter. Proper installation remains the responsibility of the installer. CarAlarmPros assumes no liability or responsibility resulting from an improper installation, even in reliance with the information contained in this guide.

AUDIO WIRING			
WIRE	COLOR	LOCATION	NOTES
RADIO 12V	ORANGE	At Radio Harness	
12V SWITCHED	YELLOW	At Radio Harness	
RADIO GROUND	BLACK	At Radio Harness	
ILLUMINATION (+)	GRAY	At Radio Harness	
LEFT FRONT SPEAKER (+)	TAN	At Speaker	
LEFT FRONT SPEAKER (-)	GRAY	At Speaker	
RIGHT FRONT SPEAKER (+)	LT.GREEN	At Speaker	
RIGHT FRONT SPEAKER (-)	DK.GREEN	At Speaker	
LEFT REAR SPEAKER (+)	BROWN	At Speaker	
LEFT REAR SPEAKER (-)	YELLOW	At Speaker	
RIGHT REAR SPEAKER (+)	DK.BLUE	At Speaker	
RIGHT REAR SPEAKER (-)	LT.BLUE	At Speaker	

FRONT SPEAKERS SIZE	REAR SPEAKERS SIZE	AMP LOCATION	NOTES
5.25"	6x9"		

RADIO DASH KIT OPTIONS	RADIO WIRE HARNESS OPTIONS	ANTENNA ADAPTER OPTIONS
METRA 99-2004, SCOSCHE GM1584B	METRA GMRC-03, SCOSCHE GM03	METRA 40-GM10, SCOSCHE MDA-1B
Notes: If shifter is on console, use METRA 99-2005 dash kit		
Please verify all part numbers before ordering.		




ALARM REMOTE START WIRING

WIRE	COLOR	LOCATION
12V CONSTANT WIRE	RED	Ignition Harness
STARTER WIRE	YELLOW	Ignition Harness
IGNITION WIRE	PINK	Ignition Harness
SECOND IGNITION WIRE	LT. BLUE	Ignition Harness
ACCESSORY WIRE	ORANGE	Ignition Harness
POWER DOOR LOCK (-)	RED/BLACK	In Top Plug At Module Behind Rear Seat On Driver's Side
POWER DOOR UNLOCK (-)	ORANGE/BLACK	In Top Plug At Module Behind Rear Seat On Driver's Side
PARKING LIGHTS (+)	PURPLE	At Relay In The #2 Micro Relay Center Behind The Rear Seat.
Notes: Do Not Use BROWN Found In Driver's Kick Panel For Parking Lights		
DRIVER DOOR TRIGGER (-)	TAN	In Bottom Plug At Module Behind Rear Seat On Driver's Side
PASSENGER DOOR TRIGGER (-)	DK.BLUE/WHITE	In Top Plug At Module Behind Rear Seat On Driver's Side
REAR DOORS TRIGGER (-)	ORANGE	In Top Plug At Module Behind Rear Seat On Driver's Side
TRUNK TRIGGER (-)	ORANGE/BLACK	At Light In Trunk
TRUNK RELEASE (+)	BLACK/WHITE	At Relay In The #1 Micro Relay Center Behind The Rear Seat
FUEL DOOR RELEASE (+)	PINK	
FACTORY ALARM ARM	Arms with factory remote or when locking doors with a door open	
FACTORY ALARM DISARM WIRE (-)	LT. GREEN	Harness In Driver's Kick Panel
TACHOMETER WIRE	PURPLE/WHITE	5-Pin Harness Located At Engine's Rear
BRAKE WIRE (+)	LIGHT BLUE	At Brake Switch
HORN TRIGGER (-)	BLACK	Harness At Steering Column
LEFT FRONT WINDOW UP	DARK BLUE	At Motor Inside Driver's Door
LEFT FRONT WINDOW DOWN	BROWN	At Motor Inside Driver's Door
RIGHT FRONT WINDOW UP	LIGHT BLUE	Harness In Driver's Kick Panel From Driver Door
RIGHT FRONT WINDOW DOWN	TAN	Harness In Driver's Kick Panel From Driver Door
LEFT REAR WINDOW UP	DARK GREEN	Harness In Driver's Kick Panel From Driver Door
LEFT REAR WINDOW DOWN	PURPLE	Harness In Driver's Kick Panel From Driver Door
RIGHT REAR WINDOW UP	LIGHT GREEN	Harness In Driver's Kick Panel From Driver Door
RIGHT REAR WINDOW DOWN	PURPLE	Harness In Driver's Kick Panel From Driver Door

INTERFACE	PART NUMBER	NOTES
VATS Bypass	Relay and resistor (Resistor value varies.) DEI 652T resistor pack contains all possible resistors. Refer to TechDoc 3739	Required when installing a remote start system

Please verify all part numbers before ordering.

ADDITIONAL NOTES



Remote starter and security installations should be attempted by experienced security installers only. Information contained is accurate to the best of our knowledge and experience. Information contained is without any representation of warranty. It is the installer's responsibility to test and confirm all circuits with a digital multi-meter. Proper installation remains the responsibility of the installer. CarAlarmPros assumes no liability or responsibility resulting from an improper installation, even in reliance with the information contained in this guide.

AUDIO WIRING			
WIRE	COLOR	LOCATION	NOTES
RADIO 12V	ORANGE	At Radio Harness	
12V SWITCHED	YELLOW	At Radio Harness	
RADIO GROUND	BLACK	At Radio Harness	
ILLUMINATION (+)	GRAY	At Radio Harness	
LEFT FRONT SPEAKER (+)	TAN	At Speaker	
LEFT FRONT SPEAKER (-)	GRAY	At Speaker	
RIGHT FRONT SPEAKER (+)	LT.GREEN	At Speaker	
RIGHT FRONT SPEAKER (-)	DK.GREEN	At Speaker	
LEFT REAR SPEAKER (+)	BROWN	At Speaker	
LEFT REAR SPEAKER (-)	YELLOW	At Speaker	
RIGHT REAR SPEAKER (+)	DK.BLUE	At Speaker	
RIGHT REAR SPEAKER (-)	LT.BLUE	At Speaker	

FRONT SPEAKERS SIZE	REAR SPEAKERS SIZE	AMP LOCATION	NOTES
5.25"	6x9"		

RADIO DASH KIT OPTIONS	RADIO WIRE HARNESS OPTIONS	ANTENNA ADAPTER OPTIONS
METRA 99-2004, SCOSCHE GM1584B	METRA GMRC-03, SCOSCHE GM03	METRA 40-GM10, SCOSCHE MDA-1B
Notes: If shifter is on console, use METRA 99-2005 dash kit		
Please verify all part numbers before ordering.		



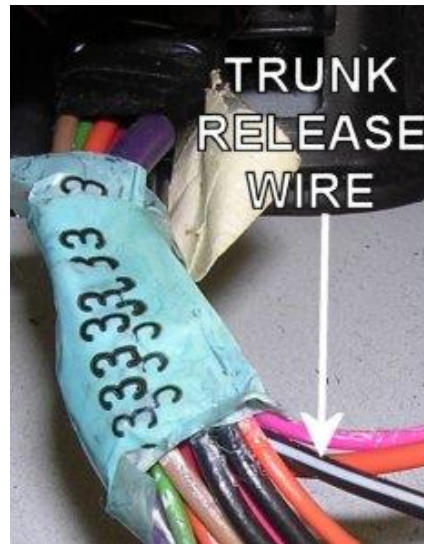

ALARM REMOTE START WIRING

WIRE	COLOR	LOCATION
12V CONSTANT WIRE	RED	Ignition Harness
STARTER WIRE	YELLOW	Ignition Harness
IGNITION WIRE	PINK	Ignition Harness
SECOND IGNITION WIRE	LT. BLUE	Ignition Harness
ACCESSORY WIRE	ORANGE	Ignition Harness
POWER DOOR LOCK (-)	RED/BLACK	In Top Plug At Module Behind Rear Seat On Driver's Side
POWER DOOR UNLOCK (-)	ORANGE/BLACK	In Top Plug At Module Behind Rear Seat On Driver's Side
PARKING LIGHTS (+)	PURPLE	At Relay In The #2 Micro Relay Center Behind The Rear Seat.
Notes: Do Not Use BROWN Found In Driver's Kick Panel For Parking Lights		
DRIVER DOOR TRIGGER (-)	TAN	In Bottom Plug At Module Behind Rear Seat On Driver's Side
PASSENGER DOOR TRIGGER (-)	DK.BLUE/WHITE	In Top Plug At Module Behind Rear Seat On Driver's Side
REAR DOORS TRIGGER (-)	ORANGE	In Top Plug At Module Behind Rear Seat On Driver's Side
TRUNK TRIGGER (-)	ORANGE/BLACK	At Light In Trunk
TRUNK RELEASE (+)	BLACK/WHITE	At Relay In The #1 Micro Relay Center Behind The Rear Seat
FUEL DOOR RELEASE (+)	PINK	
FACTORY ALARM ARM	Arms with factory remote or when locking doors with a door open	
FACTORY ALARM DISARM WIRE (-)	LT. GREEN	Harness In Driver's Kick Panel
TACHOMETER WIRE	PURPLE/WHITE	5-Pin Harness Located At Engine's Rear
BRAKE WIRE (+)	LIGHT BLUE	At Brake Switch
HORN TRIGGER (-)	BLACK	Harness At Steering Column
LEFT FRONT WINDOW UP	DARK BLUE	At Motor Inside Driver's Door
LEFT FRONT WINDOW DOWN	BROWN	At Motor Inside Driver's Door
RIGHT FRONT WINDOW UP	LIGHT BLUE	Harness In Driver's Kick Panel From Driver Door
RIGHT FRONT WINDOW DOWN	TAN	Harness In Driver's Kick Panel From Driver Door
LEFT REAR WINDOW UP	DARK GREEN	Harness In Driver's Kick Panel From Driver Door
LEFT REAR WINDOW DOWN	PURPLE	Harness In Driver's Kick Panel From Driver Door
RIGHT REAR WINDOW UP	LIGHT GREEN	Harness In Driver's Kick Panel From Driver Door
RIGHT REAR WINDOW DOWN	PURPLE	Harness In Driver's Kick Panel From Driver Door

INTERFACE	PART NUMBER	NOTES
VATS Bypass	Relay and resistor (Resistor value varies.) DEI 652T resistor pack contains all possible resistors. Refer to TechDoc 3739	Required when installing a remote start system

Please verify all part numbers before ordering.

ADDITIONAL NOTES



Remote starter and security installations should be attempted by experienced security installers only. Information contained is accurate to the best of our knowledge and experience. Information contained is without any representation of warranty. It is the installer's responsibility to test and confirm all circuits with a digital multi-meter. Proper installation remains the responsibility of the installer. CarAlarmPros assumes no liability or responsibility resulting from an improper installation, even in reliance with the information contained in this guide.

AUDIO WIRING			
WIRE	COLOR	LOCATION	NOTES
RADIO 12V	ORANGE	At Radio Harness	
12V SWITCHED	YELLOW	At Radio Harness	
RADIO GROUND	BLACK	At Radio Harness	
ILLUMINATION (+)	GRAY	At Radio Harness	
LEFT FRONT SPEAKER (+)	TAN	At Speaker	
LEFT FRONT SPEAKER (-)	GRAY	At Speaker	
RIGHT FRONT SPEAKER (+)	LT.GREEN	At Speaker	
RIGHT FRONT SPEAKER (-)	DK.GREEN	At Speaker	
LEFT REAR SPEAKER (+)	BROWN	At Speaker	
LEFT REAR SPEAKER (-)	YELLOW	At Speaker	
RIGHT REAR SPEAKER (+)	DK.BLUE	At Speaker	
RIGHT REAR SPEAKER (-)	LT.BLUE	At Speaker	
FRONT SPEAKERS SIZE	REAR SPEAKERS SIZE	AMP LOCATION	NOTES
5.25"	6x9"		
RADIO DASH KIT OPTIONS		RADIO WIRE HARNESS OPTIONS	ANTENNA ADAPTER OPTIONS
METRA 99-2004, SCOSCHE GM1584B		METRA GMRC-03, SCOSCHE GM03	METRA 40-GM10, SCOSCHE MDA-1B
Notes: If shifter is on console, use METRA 99-2005 dash kit			
Please verify all part numbers before ordering.			

ALARM REMOTE START WIRING

WIRE	COLOR	LOCATION
12V CONSTANT WIRE	DO NOT USE	Must Get 12V Constant From Battery
Notes: ORANGE and ORANGE/BLACK 12V wires at the ignition harness are low current 12V sources that should not be used to drive any high current positive circuits. Must go to the battery for 12V.		
STARTER WIRE	PURPLE OR YELLOW	Ignition Harness
IGNITION WIRE	PINK	Ignition Harness
SECOND IGNITION WIRE	WHITE	Ignition Harness
ACCESSORY WIRE	ORANGE	Ignition Harness
SECOND ACCESSORY WIRE	BROWN	Ignition Harness
POWER DOOR LOCK (-)	RED/BLACK	Inside Driver's Door At Lock Switch
POWER DOOR UNLOCK (-)	ORANGE/BLACK	Inside Driver's Door At Lock Switch
PARKING LIGHTS (+)	DO NOT USE	
PARKING LIGHTS (-)	BROWN/WHITE	Module Located Just In Front Of The Blower Motor Near The Passenger Kick
HEADLIGHTS (-)	WHITE	Module Located Just In Front Of The Blower Motor Near The Passenger Kick
DRIVER DOOR TRIGGER (-)	TAN	Door Module In Driver Door
PASSENGER DOOR TRIGGER (-)	DK. BLUE	Door Module Inside Passenger Door
LEFT REAR DOOR TRIGGER (-)	DK. BLUE	Door Module Inside Left Rear Door
RIGHT REAR DOOR TRIGGER (-)	DK. BLUE	Door Module Inside Right Rear Door
DOMESUPERVISION (-)	GRAY	Courtesy Light Under Dash
TRUNK TRIGGER (-)	ORANGE/BLACK	At Light In Trunk
TRUNK RELEASE (-)	BLACK/WHITE	At Fuse Block Under Rear Seat
FUEL DOOR RELEASE (-)	WHITE	At Fuse Block Under Rear Seat
FACTORY ALARM DISARM (-)	LT. GREEN	Module Inside Driver's Door Above Door Speaker
TACHOMETER WIRE	PURPLE/WHITE	Ignition Coil On Top Of Motor
BRAKE WIRE (+)	WHITE	Harness In Driver's Kick Panel
HORN TRIGGER (-)	BLACK	Module Located Just In Front Of The Blower Motor Near The Passenger Kick
LEFT FRONT WINDOW UP	DARK BLUE	Door Module Inside Left Front Door
LEFT FRONT WINDOW DOWN	BROWN	Door Module Inside Left Front Door
RIGHT FRONT WINDOW UP	DARK BLUE	Door Module Inside Right Front Door
RIGHT FRONT WINDOW DOWN	BROWN	Door Module Inside Right Front Door
LEFT REAR WINDOW UP	DARK BLUE	Door Module Inside Left Rear Door
LEFT REAR WINDOW DOWN	BROWN	Door Module Inside Left Rear Door
RIGHT REAR WINDOW UP	DARK BLUE	Door Module Inside Right Rear Door
RIGHT REAR WINDOW DOWN	BROWN	Door Module Inside Right Rear Door

INTERFACE	PART NUMBER	NOTES
Passkey III Immobilizer Bypass Module	DEI 556UW	Required when installing a remote start system.
Please verify all part numbers before ordering.		

Remote starter and security installations should be attempted by experienced security installers only. Information contained is accurate to the best of our knowledge and experience. Information contained is without any representation of warranty. It is the installer's responsibility to test and confirm all circuits with a digital multi-meter. Proper installation remains the responsibility of the installer. CarAlarmPros assumes no liability or responsibility resulting from an improper installation, even in reliance with the information contained in this guide.

AUDIO WIRING			
WIRE	COLOR	LOCATION	NOTES
RADIO 12V	ORANGE	At Radio Harness	
12V SWITCHED	YELLOW	At Radio Harness	
RADIO GROUND	BLACK	At Radio Harness	
ILLUMINATION (+)	GRAY	At Radio Harness	
LEFT FRONT SPEAKER (+)	TAN	At Speaker	
LEFT FRONT SPEAKER (-)	GRAY	At Speaker	
RIGHT FRONT SPEAKER (+)	LT.GREEN	At Speaker	
RIGHT FRONT SPEAKER (-)	DK.GREEN	At Speaker	
LEFT REAR SPEAKER (+)	BROWN	At Speaker	
LEFT REAR SPEAKER (-)	YELLOW	At Speaker	
RIGHT REAR SPEAKER (+)	DK.BLUE	At Speaker	
RIGHT REAR SPEAKER (-)	LT.BLUE	At Speaker	
FRONT SPEAKERS SIZE	REAR SPEAKERS SIZE	AMP LOCATION	NOTES
6.5", 1" Tweeter	6x9", 5.25" doors		If equipped with Bose, subwoofer is 8"
RADIO DASH KIT OPTIONS		RADIO WIRE HARNESS OPTIONS	ANTENNA ADAPTER OPTIONS
METRA 99-2005		METRA GMOS-06, SCOSCHE GM03	METRA 40-GM10, SCOSCHE MDA-1B
Please verify all part numbers before ordering.			

ALARM REMOTE START WIRING

WIRE	COLOR	LOCATION
12V CONSTANT WIRE	DO NOT USE	Must Get 12V Constant From Battery
Notes: ORANGE and ORANGE/BLACK 12V wires at the ignition harness are low current 12V sources that should not be used to drive any high current positive circuits. Must go to the battery for 12V.		
STARTER WIRE	PURPLE OR YELLOW	Ignition Harness
IGNITION WIRE	PINK	Ignition Harness
SECOND IGNITION WIRE	WHITE	Ignition Harness
ACCESSORY WIRE	ORANGE	Ignition Harness
SECOND ACCESSORY WIRE	BROWN	Ignition Harness
POWER DOOR LOCK (-)	RED/BLACK	Inside Driver's Door At Lock Switch
POWER DOOR UNLOCK (-)	ORANGE/BLACK	Inside Driver's Door At Lock Switch
PARKING LIGHTS (+)	DO NOT USE	
PARKING LIGHTS (-)	BROWN/WHITE	Module Located Just In Front Of The Blower Motor Near The Passenger Kick
HEADLIGHTS (-)	WHITE	Module Located Just In Front Of The Blower Motor Near The Passenger Kick
DRIVER DOOR TRIGGER (-)	TAN	Door Module In Driver Door
PASSENGER DOOR TRIGGER (-)	DK. BLUE	Door Module Inside Passenger Door
LEFT REAR DOOR TRIGGER (-)	DK. BLUE	Door Module Inside Left Rear Door
RIGHT REAR DOOR TRIGGER (-)	DK. BLUE	Door Module Inside Right Rear Door
DOMESUPERVISION (-)	GRAY	Courtesy Light Under Dash
TRUNK TRIGGER (-)	ORANGE/BLACK	At Light In Trunk
TRUNK RELEASE (-)	BLACK/WHITE	At Fuse Block Under Rear Seat
FUEL DOOR RELEASE (-)	WHITE	At Fuse Block Under Rear Seat
FACTORY ALARM DISARM (-)	LT. GREEN	Module Inside Driver's Door Above Door Speaker
TACHOMETER WIRE	PURPLE/WHITE	Ignition Coil On Top Of Motor
BRAKE WIRE (+)	WHITE	Harness In Driver's Kick Panel
HORN TRIGGER (-)	BLACK	Module Located Just In Front Of The Blower Motor Near The Passenger Kick
LEFT FRONT WINDOW UP	DARK BLUE	Door Module Inside Left Front Door
LEFT FRONT WINDOW DOWN	BROWN	Door Module Inside Left Front Door
RIGHT FRONT WINDOW UP	DARK BLUE	Door Module Inside Right Front Door
RIGHT FRONT WINDOW DOWN	BROWN	Door Module Inside Right Front Door
LEFT REAR WINDOW UP	DARK BLUE	Door Module Inside Left Rear Door
LEFT REAR WINDOW DOWN	BROWN	Door Module Inside Left Rear Door
RIGHT REAR WINDOW UP	DARK BLUE	Door Module Inside Right Rear Door
RIGHT REAR WINDOW DOWN	BROWN	Door Module Inside Right Rear Door

INTERFACE	PART NUMBER	NOTES
Passkey III Immobilizer Bypass Module	DEI 556UW	Required when installing a remote start system.
Please verify all part numbers before ordering.		

Remote starter and security installations should be attempted by experienced security installers only. Information contained is accurate to the best of our knowledge and experience. Information contained is without any representation of warranty. It is the installer's responsibility to test and confirm all circuits with a digital multi-meter. Proper installation remains the responsibility of the installer. CarAlarmPros assumes no liability or responsibility resulting from an improper installation, even in reliance with the information contained in this guide.

AUDIO WIRING			
WIRE	COLOR	LOCATION	NOTES
RADIO 12V	ORANGE	At Radio Harness	
12V SWITCHED	YELLOW	At Radio Harness	
RADIO GROUND	BLACK	At Radio Harness	
ILLUMINATION (+)	GRAY	At Radio Harness	
LEFT FRONT SPEAKER (+)	TAN	At Speaker	
LEFT FRONT SPEAKER (-)	GRAY	At Speaker	
RIGHT FRONT SPEAKER (+)	LT.GREEN	At Speaker	
RIGHT FRONT SPEAKER (-)	DK.GREEN	At Speaker	
LEFT REAR SPEAKER (+)	BROWN	At Speaker	
LEFT REAR SPEAKER (-)	YELLOW	At Speaker	
RIGHT REAR SPEAKER (+)	DK.BLUE	At Speaker	
RIGHT REAR SPEAKER (-)	LT.BLUE	At Speaker	
FRONT SPEAKERS SIZE	REAR SPEAKERS SIZE	AMP LOCATION	NOTES
6.5", 1" Tweeter	6x9", 5.25" doors		If equipped with Bose, subwoofer is 8"
RADIO DASH KIT OPTIONS	RADIO WIRE HARNESS OPTIONS		ANTENNA ADAPTER OPTIONS
METRA 99-2005	METRA GMOS-06, SCOSCHE GM03		METRA 40-GM10, SCOSCHE MDA-1B
Please verify all part numbers before ordering.			

ALARM REMOTE START WIRING		
WIRE	COLOR	LOCATION
12V CONSTANT WIRE	DO NOT USE	Must Get 12V Constant From Battery
Notes: ORANGE and ORANGE/BLACK 12V wires at the ignition harness are low current 12V sources that should not be used to drive any high current positive circuits. Must go to the battery for 12V.		
STARTER WIRE	PURPLE OR YELLOW	Ignition Harness
IGNITION WIRE	PINK	Ignition Harness
SECOND IGNITION WIRE	WHITE	Ignition Harness
ACCESSORY WIRE	ORANGE	Ignition Harness
SECOND ACCESSORY WIRE	BROWN	Ignition Harness
POWER DOOR LOCK (-)	RED/BLACK	Inside Driver's Door At Lock Switch
POWER DOOR UNLOCK (-)	ORANGE/BLACK	Inside Driver's Door At Lock Switch
PARKING LIGHTS (+)	DO NOT USE	
PARKING LIGHTS (-)	BROWN/WHITE	Module Located Just In Front Of The Blower Motor Near The Passenger Kick
HEADLIGHTS (-)	WHITE	Module Located Just In Front Of The Blower Motor Near The Passenger Kick
DRIVER DOOR TRIGGER (-)	TAN	Door Module In Driver Door
PASSENGER DOOR TRIGGER (-)	DK. BLUE	Door Module Inside Passenger Door
LEFT REAR DOOR TRIGGER (-)	DK. BLUE	Door Module Inside Left Rear Door
RIGHT REAR DOOR TRIGGER (-)	DK. BLUE	Door Module Inside Right Rear Door
DOMESUPERVISION (-)	GRAY	Courtesy Light Under Dash
TRUNK TRIGGER (-)	ORANGE/BLACK	At Light In Trunk
TRUNK RELEASE (-)	BLACK/WHITE	At Fuse Block Under Rear Seat
FUEL DOOR RELEASE (-)	WHITE	At Fuse Block Under Rear Seat
FACTORY ALARM DISARM (-)	LT. GREEN	Module Inside Driver's Door Above Door Speaker
TACHOMETER WIRE	PURPLE/WHITE	Ignition Coil On Top Of Motor
BRAKE WIRE (+)	WHITE	Harness In Driver's Kick Panel
HORN TRIGGER (-)	BLACK	Module Located Just In Front Of The Blower Motor Near The Passenger Kick
LEFT FRONT WINDOW UP	DARK BLUE	Door Module Inside Left Front Door
LEFT FRONT WINDOW DOWN	BROWN	Door Module Inside Left Front Door
RIGHT FRONT WINDOW UP	DARK BLUE	Door Module Inside Right Front Door
RIGHT FRONT WINDOW DOWN	BROWN	Door Module Inside Right Front Door
LEFT REAR WINDOW UP	DARK BLUE	Door Module Inside Left Rear Door
LEFT REAR WINDOW DOWN	BROWN	Door Module Inside Left Rear Door
RIGHT REAR WINDOW UP	DARK BLUE	Door Module Inside Right Rear Door
RIGHT REAR WINDOW DOWN	BROWN	Door Module Inside Right Rear Door
INTERFACE	PART NUMBER	NOTES
Passkey III Immobilizer Bypass Module	DEI 556UW	Required when installing a remote start system.
Please verify all part numbers before ordering.		

Remote starter and security installations should be attempted by experienced security installers only. Information contained is accurate to the best of our knowledge and experience. Information contained is without any representation of warranty. It is the installer's responsibility to test and confirm all circuits with a digital multi-meter. Proper installation remains the responsibility of the installer. CarAlarmPros assumes no liability or responsibility resulting from an improper installation, even in reliance with the information contained in this guide.

AUDIO WIRING			
WIRE	COLOR	LOCATION	NOTES
RADIO 12V	ORANGE	At Radio Harness	
12V SWITCHED	YELLOW	At Radio Harness	
RADIO GROUND	BLACK	At Radio Harness	
ILLUMINATION (+)	GRAY	At Radio Harness	
LEFT FRONT SPEAKER (+)	TAN	At Speaker	
LEFT FRONT SPEAKER (-)	GRAY	At Speaker	
RIGHT FRONT SPEAKER (+)	LT.GREEN	At Speaker	
RIGHT FRONT SPEAKER (-)	DK.GREEN	At Speaker	
LEFT REAR SPEAKER (+)	BROWN	At Speaker	
LEFT REAR SPEAKER (-)	YELLOW	At Speaker	
RIGHT REAR SPEAKER (+)	DK.BLUE	At Speaker	
RIGHT REAR SPEAKER (-)	LT.BLUE	At Speaker	
FRONT SPEAKERS SIZE	REAR SPEAKERS SIZE	AMP LOCATION	NOTES
6.5", 1" Tweeter	6x9", 5.25" doors		If equipped with Bose, subwoofer is 8"
RADIO DASH KIT OPTIONS		RADIO WIRE HARNESS OPTIONS	ANTENNA ADAPTER OPTIONS
METRA 99-2005		METRA GMOS-06, SCOSCHE GM03	METRA 40-GM10, SCOSCHE MDA-1B
Please verify all part numbers before ordering.			

ALARM REMOTE START WIRING

WIRE	COLOR	LOCATION
12V CONSTANT WIRE	DO NOT USE	Must Get 12V Constant From Battery
Notes: ORANGE and ORANGE/BLACK 12V wires at the ignition harness are low current 12V sources that should not be used to drive any high current positive circuits. Must go to the battery for 12V.		
STARTER WIRE	PURPLE OR YELLOW	Ignition Harness
IGNITION WIRE	PINK	Ignition Harness
SECOND IGNITION WIRE	WHITE	Ignition Harness
ACCESSORY WIRE	ORANGE	Ignition Harness
SECOND ACCESSORY WIRE	BROWN	Ignition Harness
POWER DOOR LOCK (-)	RED/BLACK	Inside Driver's Door At Lock Switch
POWER DOOR UNLOCK (-)	ORANGE/BLACK	Inside Driver's Door At Lock Switch
PARKING LIGHTS (+)	DO NOT USE	
PARKING LIGHTS (-)	BROWN/WHITE	Module Located Just In Front Of The Blower Motor Near The Passenger Kick
HEADLIGHTS (-)	WHITE	Module Located Just In Front Of The Blower Motor Near The Passenger Kick
DRIVER DOOR TRIGGER (-)	TAN	Door Module In Driver Door
PASSENGER DOOR TRIGGER (-)	DK. BLUE	Door Module Inside Passenger Door
LEFT REAR DOOR TRIGGER (-)	DK. BLUE	Door Module Inside Left Rear Door
RIGHT REAR DOOR TRIGGER (-)	DK. BLUE	Door Module Inside Right Rear Door
DOMESUPERVISION (-)	GRAY	Courtesy Light Under Dash
TRUNK TRIGGER (-)	ORANGE/BLACK	At Light In Trunk
TRUNK RELEASE (-)	BLACK/WHITE	At Fuse Block Under Rear Seat
FUEL DOOR RELEASE (-)	WHITE	At Fuse Block Under Rear Seat
FACTORY ALARM DISARM (-)	LT. GREEN	Module Inside Driver's Door Above Door Speaker
TACHOMETER WIRE	PURPLE/WHITE	Ignition Coil On Top Of Motor
BRAKE WIRE (+)	WHITE	Harness In Driver's Kick Panel
HORN TRIGGER (-)	BLACK	Module Located Just In Front Of The Blower Motor Near The Passenger Kick
LEFT FRONT WINDOW UP	DARK BLUE	Door Module Inside Left Front Door
LEFT FRONT WINDOW DOWN	BROWN	Door Module Inside Left Front Door
RIGHT FRONT WINDOW UP	DARK BLUE	Door Module Inside Right Front Door
RIGHT FRONT WINDOW DOWN	BROWN	Door Module Inside Right Front Door
LEFT REAR WINDOW UP	DARK BLUE	Door Module Inside Left Rear Door
LEFT REAR WINDOW DOWN	BROWN	Door Module Inside Left Rear Door
RIGHT REAR WINDOW UP	DARK BLUE	Door Module Inside Right Rear Door
RIGHT REAR WINDOW DOWN	BROWN	Door Module Inside Right Rear Door

INTERFACE	PART NUMBER	NOTES
Passkey III Immobilizer Bypass Module	DEI 556UW	Required when installing a remote start system.
Please verify all part numbers before ordering.		

Remote starter and security installations should be attempted by experienced security installers only. Information contained is accurate to the best of our knowledge and experience. Information contained is without any representation of warranty. It is the installer's responsibility to test and confirm all circuits with a digital multi-meter. Proper installation remains the responsibility of the installer. CarAlarmPros assumes no liability or responsibility resulting from an improper installation, even in reliance with the information contained in this guide.

AUDIO WIRING			
WIRE	COLOR	LOCATION	NOTES
RADIO 12V	ORANGE	At Radio Harness	
12V SWITCHED	YELLOW	At Radio Harness	
RADIO GROUND	BLACK	At Radio Harness	
ILLUMINATION (+)	GRAY	At Radio Harness	
LEFT FRONT SPEAKER (+)	TAN	At Speaker	
LEFT FRONT SPEAKER (-)	GRAY	At Speaker	
RIGHT FRONT SPEAKER (+)	LT.GREEN	At Speaker	
RIGHT FRONT SPEAKER (-)	DK.GREEN	At Speaker	
LEFT REAR SPEAKER (+)	BROWN	At Speaker	
LEFT REAR SPEAKER (-)	YELLOW	At Speaker	
RIGHT REAR SPEAKER (+)	DK.BLUE	At Speaker	
RIGHT REAR SPEAKER (-)	LT.BLUE	At Speaker	
FRONT SPEAKERS SIZE	REAR SPEAKERS SIZE	AMP LOCATION	NOTES
6.5", 1" Tweeter	6x9", 5.25" doors		If equipped with Bose, subwoofer is 8"
RADIO DASH KIT OPTIONS		RADIO WIRE HARNESS OPTIONS	ANTENNA ADAPTER OPTIONS
METRA 99-2005		METRA GMOS-06, SCOSCHE GM03	METRA 40-GM10, SCOSCHE MDA-1B
Please verify all part numbers before ordering.			

ALARM REMOTE START WIRING

WIRE	COLOR	LOCATION
12V CONSTANT WIRE	DO NOT USE	Must Get 12V Constant From Battery
Notes: ORANGE and ORANGE/BLACK 12V wires at the ignition harness are low current 12V sources that should not be used to drive any high current positive circuits. Must go to the battery for 12V.		
STARTER WIRE	PURPLE OR YELLOW	Ignition Harness
IGNITION WIRE	PINK	Ignition Harness
SECOND IGNITION WIRE	WHITE	Ignition Harness
ACCESSORY WIRE	ORANGE	Ignition Harness
SECOND ACCESSORY WIRE	BROWN	Ignition Harness
POWER DOOR LOCK (-)	RED/BLACK	Inside Driver's Door At Lock Switch
POWER DOOR UNLOCK (-)	ORANGE/BLACK	Inside Driver's Door At Lock Switch
PARKING LIGHTS (+)	DO NOT USE	
PARKING LIGHTS (-)	BROWN/WHITE	Module Located Just In Front Of The Blower Motor Near The Passenger Kick
HEADLIGHTS (-)	WHITE	Module Located Just In Front Of The Blower Motor Near The Passenger Kick
DRIVER DOOR TRIGGER (-)	TAN	Door Module In Driver Door
PASSENGER DOOR TRIGGER (-)	DK. BLUE	Door Module Inside Passenger Door
LEFT REAR DOOR TRIGGER (-)	DK. BLUE	Door Module Inside Left Rear Door
RIGHT REAR DOOR TRIGGER (-)	DK. BLUE	Door Module Inside Right Rear Door
DOMESUPERVISION (-)	GRAY	Courtesy Light Under Dash
TRUNK TRIGGER (-)	ORANGE/BLACK	At Light In Trunk
TRUNK RELEASE (-)	BLACK/WHITE	At Fuse Block Under Rear Seat
FUEL DOOR RELEASE (-)	WHITE	At Fuse Block Under Rear Seat
FACTORY ALARM DISARM (-)	LT. GREEN	Module Inside Driver's Door Above Door Speaker
TACHOMETER WIRE	PURPLE/WHITE	Ignition Coil On Top Of Motor
BRAKE WIRE (+)	WHITE	Harness In Driver's Kick Panel
HORN TRIGGER (-)	BLACK	Module Located Just In Front Of The Blower Motor Near The Passenger Kick
LEFT FRONT WINDOW UP	DARK BLUE	Door Module Inside Left Front Door
LEFT FRONT WINDOW DOWN	BROWN	Door Module Inside Left Front Door
RIGHT FRONT WINDOW UP	DARK BLUE	Door Module Inside Right Front Door
RIGHT FRONT WINDOW DOWN	BROWN	Door Module Inside Right Front Door
LEFT REAR WINDOW UP	DARK BLUE	Door Module Inside Left Rear Door
LEFT REAR WINDOW DOWN	BROWN	Door Module Inside Left Rear Door
RIGHT REAR WINDOW UP	DARK BLUE	Door Module Inside Right Rear Door
RIGHT REAR WINDOW DOWN	BROWN	Door Module Inside Right Rear Door

INTERFACE	PART NUMBER	NOTES
Passkey III Immobilizer Bypass Module	DEI 556UW	Required when installing a remote start system.
Please verify all part numbers before ordering.		

Remote starter and security installations should be attempted by experienced security installers only. Information contained is accurate to the best of our knowledge and experience. Information contained is without any representation of warranty. It is the installer's responsibility to test and confirm all circuits with a digital multi-meter. Proper installation remains the responsibility of the installer. CarAlarmPros assumes no liability or responsibility resulting from an improper installation, even in reliance with the information contained in this guide.

AUDIO WIRING			
WIRE	COLOR	LOCATION	NOTES
RADIO 12V	ORANGE	At Radio Harness	
12V SWITCHED	YELLOW	At Radio Harness	
RADIO GROUND	BLACK	At Radio Harness	
ILLUMINATION (+)	GRAY	At Radio Harness	
LEFT FRONT SPEAKER (+)	TAN	At Speaker	
LEFT FRONT SPEAKER (-)	GRAY	At Speaker	
RIGHT FRONT SPEAKER (+)	LT.GREEN	At Speaker	
RIGHT FRONT SPEAKER (-)	DK.GREEN	At Speaker	
LEFT REAR SPEAKER (+)	BROWN	At Speaker	
LEFT REAR SPEAKER (-)	YELLOW	At Speaker	
RIGHT REAR SPEAKER (+)	DK.BLUE	At Speaker	
RIGHT REAR SPEAKER (-)	LT.BLUE	At Speaker	

FRONT SPEAKERS SIZE	REAR SPEAKERS SIZE	AMP LOCATION	NOTES
6.5", 1" Tweeter	6x9", 5.25" doors		If equipped with Bose, subwoofer is 8"

RADIO DASH KIT OPTIONS	RADIO WIRE HARNESS OPTIONS	ANTENNA ADAPTER OPTIONS
METRA 99-2005	METRA GMOS-06, SCOSCHE GM03	METRA 40-GM10, SCOSCHE MDA-1B

Please verify all part numbers before ordering.

ALARM REMOTE START WIRING

WIRE	COLOR	LOCATION
12V CONSTANT WIRE	DO NOT USE	Must Get 12V Constant From Battery
Notes: ORANGE and ORANGE/BLACK 12V wires at the ignition harness are low current 12V sources that should not be used to drive any high current positive circuits. Must go to the battery for 12V.		
STARTER WIRE	PURPLE OR YELLOW	Ignition Harness
IGNITION WIRE	PINK	Ignition Harness
SECOND IGNITION WIRE	WHITE	Ignition Harness
ACCESSORY WIRE	ORANGE	Ignition Harness
SECOND ACCESSORY WIRE	BROWN	Ignition Harness
POWER DOOR LOCK (-)	RED/BLACK	Inside Driver's Door At Lock Switch
POWER DOOR UNLOCK (-)	ORANGE/BLACK	Inside Driver's Door At Lock Switch
PARKING LIGHTS (+)	DO NOT USE	
PARKING LIGHTS (-)	BROWN/WHITE	Module Located Just In Front Of The Blower Motor Near The Passenger Kick
HEADLIGHTS (-)	WHITE	Module Located Just In Front Of The Blower Motor Near The Passenger Kick
DRIVER DOOR TRIGGER (-)	TAN	Door Module In Driver Door
PASSENGER DOOR TRIGGER (-)	DK. BLUE	Door Module Inside Passenger Door
LEFT REAR DOOR TRIGGER (-)	DK. BLUE	Door Module Inside Left Rear Door
RIGHT REAR DOOR TRIGGER (-)	DK. BLUE	Door Module Inside Right Rear Door
DOMESUPERVISION (-)	GRAY	Courtesy Light Under Dash
TRUNK TRIGGER (-)	ORANGE/BLACK	At Light In Trunk
TRUNK RELEASE (-)	BLACK/WHITE	At Fuse Block Under Rear Seat
FUEL DOOR RELEASE (-)	WHITE	At Fuse Block Under Rear Seat
FACTORY ALARM DISARM (-)	LT. GREEN	Module Inside Driver's Door Above Door Speaker
TACHOMETER WIRE	PURPLE/WHITE	Ignition Coil On Top Of Motor
BRAKE WIRE (+)	WHITE	Harness In Driver's Kick Panel
HORN TRIGGER (-)	BLACK	Module Located Just In Front Of The Blower Motor Near The Passenger Kick
LEFT FRONT WINDOW UP	DARK BLUE	Door Module Inside Left Front Door
LEFT FRONT WINDOW DOWN	BROWN	Door Module Inside Left Front Door
RIGHT FRONT WINDOW UP	DARK BLUE	Door Module Inside Right Front Door
RIGHT FRONT WINDOW DOWN	BROWN	Door Module Inside Right Front Door
LEFT REAR WINDOW UP	DARK BLUE	Door Module Inside Left Rear Door
LEFT REAR WINDOW DOWN	BROWN	Door Module Inside Left Rear Door
RIGHT REAR WINDOW UP	DARK BLUE	Door Module Inside Right Rear Door
RIGHT REAR WINDOW DOWN	BROWN	Door Module Inside Right Rear Door

INTERFACE	PART NUMBER	NOTES
Passkey III Immobilizer Bypass Module	DEI 556UW	Required when installing a remote start system.
Please verify all part numbers before ordering.		

Remote starter and security installations should be attempted by experienced security installers only. Information contained is accurate to the best of our knowledge and experience. Information contained is without any representation of warranty. It is the installer's responsibility to test and confirm all circuits with a digital multi-meter. Proper installation remains the responsibility of the installer. CarAlarmPros assumes no liability or responsibility resulting from an improper installation, even in reliance with the information contained in this guide.

AUDIO WIRING			
WIRE	COLOR	LOCATION	NOTES
RADIO 12V	ORANGE	At Radio Harness	
12V SWITCHED	YELLOW	At Radio Harness	
RADIO GROUND	BLACK	At Radio Harness	
ILLUMINATION (+)	GRAY	At Radio Harness	
LEFT FRONT SPEAKER (+)	TAN	At Speaker	
LEFT FRONT SPEAKER (-)	GRAY	At Speaker	
RIGHT FRONT SPEAKER (+)	LT.GREEN	At Speaker	
RIGHT FRONT SPEAKER (-)	DK.GREEN	At Speaker	
LEFT REAR SPEAKER (+)	BROWN	At Speaker	
LEFT REAR SPEAKER (-)	YELLOW	At Speaker	
RIGHT REAR SPEAKER (+)	DK.BLUE	At Speaker	
RIGHT REAR SPEAKER (-)	LT.BLUE	At Speaker	
FRONT SPEAKERS SIZE	REAR SPEAKERS SIZE	AMP LOCATION	NOTES
6.5", 1" Tweeter	6x9", 5.25" doors		If equipped with Bose, subwoofer is 8"
RADIO DASH KIT OPTIONS	RADIO WIRE HARNESS OPTIONS		ANTENNA ADAPTER OPTIONS
METRA 99-2005	METRA GMOS-06, SCOSCHE GM03		METRA 40-GM10, SCOSCHE MDA-1B
Please verify all part numbers before ordering.			