

# **TRIPLE S** *Customs*

## **CADILLAC ESCALADE 1999-2005 VEHICLE WIRING**

WIRING INFORMATION: 1999 Cadillac Escalade

| WIRE   | WIRE COLOR           | WIRE LOCATION  |
|--|----------------------|--|
| 12V CONSTANT WIRE  | RED                  | Ignition Harness   |
| STARTER WIRE   | YELLOW OR PURPLE     | Ignition Harness   |
| IGNITION WIRE  | PINK                 | Ignition Harness   |
| SECOND IGNITION WIRE (Required when installing a remote start system)  | WHITE                | Ignition Harness   |
| ACCESSORY WIRE   | ORANGE               | Ignition Harness   |
| SECOND ACCESSORY WIRE  | BROWN                | Ignition Harness   |
| POWER DOOR LOCK (+)  | LT. BLUE             | Harness Coming Into Vehicle From Driver's Door                   |
| POWER DOOR UNLOCK (+)  | WHITE                | Harness Coming Into Vehicle From Driver's Door                   |
| PARKING LIGHTS (+)   | BROWN                | At Headlight Switch  |
| DOOR TRIGGER WIRE (-)  | PURPLE               | At Headlight Switch  |
| DOME SUPERVISION (-)   | WHITE                | Courtesy Light Under Dash  |
| REAR HATCH RELEASE/ REAR DOORS UNLOCK (positive trigger on vehicles with rear hatch and 5-wire reverse polarity on vehicles with rear cargo doors) | BLACK OR BLACK/WHITE | Harness In Driver's Kick Panel Running To Rear Of Vehicle        |
| TACHOMETER WIRE  | WHITE                | Large Module On Inner Fender Driver's Side                       |
| BRAKE WIRE (+)   | WHITE                | Plug At Brake Pedal Switch Or Harness Running To Rear Of Vehicle |
| HORN TRIGGER (-)   | BLACK                | Harness At Steering Column Coming From Steering Wheel            |
| DIESEL WAIT TO START (-)   | DARK BLUE            | Behind Instrument Cluster  |
| LEFT FRONT WINDOW UP   | DARK BLUE            | At Motor Inside Driver's Door                                    |
| LEFT FRONT WINDOW DOWN   | BROWN                | At Motor Inside Driver's Door                                    |
| RIGHT FRONT WINDOW UP  | LIGHT BLUE           | Harness In Driver's Kick Panel From Driver Door                  |
| RIGHT FRONT WINDOW DOWN  | TAN                  | Harness In Driver's Kick Panel From Driver Door                  |
| LEFT REAR WINDOW UP  | DARK GREEN           | Harness In Driver's Kick Panel From Driver Door                  |
| LEFT REAR WINDOW DOWN  | PURPLE               | Harness In Driver's Kick Panel From Driver Door                  |
| RIGHT REAR WINDOW UP   | LIGHT GREEN          | Harness In Driver's Kick Panel From Driver Door                  |
| RIGHT REAR WINDOW DOWN   | PURPLE               | Harness In Driver's Kick Panel From Driver Door                  |
| This vehicle is equipped with the Passlock II anti-theft system. This must be bypassed when installing a remote start system.                      |                      |  |

WIRING INFORMATION: 2000 Cadillac Escalade

| WIRE   | WIRE COLOR           | WIRE LOCATION  |
|--|----------------------|--|
| 12V CONSTANT WIRE  | RED                  | Ignition Harness   |
| STARTER WIRE   | YELLOW OR PURPLE     | Ignition Harness   |
| IGNITION WIRE  | PINK                 | Ignition Harness   |
| SECOND IGNITION WIRE (Required when installing a remote start system)  | WHITE                | Ignition Harness   |
| ACCESSORY WIRE   | ORANGE               | Ignition Harness   |
| SECOND ACCESSORY WIRE  | BROWN                | Ignition Harness   |
| POWER DOOR LOCK (+)  | LT. BLUE             | Harness Coming Into Vehicle From Driver's Door                   |
| POWER DOOR UNLOCK (+)  | WHITE                | Harness Coming Into Vehicle From Driver's Door                   |
| PARKING LIGHTS (+)   | BROWN                | At Headlight Switch  |
| DOOR TRIGGER WIRE (-)  | PURPLE               | At Headlight Switch  |
| DOME SUPERVISION (-)   | WHITE                | Courtesy Light Under Dash  |
| REAR HATCH RELEASE/ REAR DOORS UNLOCK (positive trigger on vehicles with rear hatch and 5-wire reverse polarity on vehicles with rear cargo doors) | BLACK OR BLACK/WHITE | Harness In Driver's Kick Panel Running To Rear Of Vehicle        |
| TACHOMETER WIRE  | WHITE                | Large Module On Inner Fender Driver's Side                       |
| BRAKE WIRE (+)   | WHITE                | Plug At Brake Pedal Switch Or Harness Running To Rear Of Vehicle |
| HORN TRIGGER (-)   | BLACK                | Harness At Steering Column Coming From Steering Wheel            |
| DIESEL WAIT TO START (-)   | DARK BLUE            | Behind Instrument Cluster  |
| LEFT FRONT WINDOW UP   | DARK BLUE            | At Motor Inside Driver's Door                                    |
| LEFT FRONT WINDOW DOWN   | BROWN                | At Motor Inside Driver's Door                                    |
| RIGHT FRONT WINDOW UP  | LIGHT BLUE           | Harness In Driver's Kick Panel From Driver Door                  |
| RIGHT FRONT WINDOW DOWN  | TAN                  | Harness In Driver's Kick Panel From Driver Door                  |
| LEFT REAR WINDOW UP  | DARK GREEN           | Harness In Driver's Kick Panel From Driver Door                  |
| LEFT REAR WINDOW DOWN  | PURPLE               | Harness In Driver's Kick Panel From Driver Door                  |
| RIGHT REAR WINDOW UP   | LIGHT GREEN          | Harness In Driver's Kick Panel From Driver Door                  |
| RIGHT REAR WINDOW DOWN   | PURPLE               | Harness In Driver's Kick Panel From Driver Door                  |
| This vehicle is equipped with the Passlock II anti-theft system. This must be bypassed when installing a remote start system.                      |                      |  |



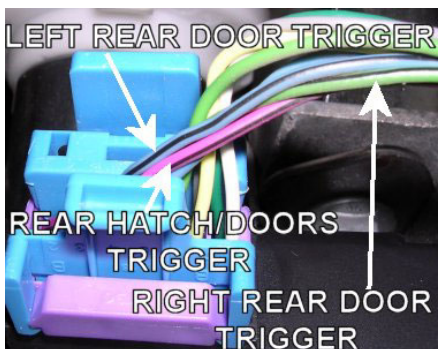


WIRING INFORMATION: 2002 Cadillac Escalade

| WIRE                             | WIRE COLOR            | WIRE LOCATION  |
|----------------------------------|-----------------------|--|
| 12V CONSTANT WIRE                | RED                   | Ignition Harness   |
| STARTER WIRE                     | YELLOW                | Ignition Harness   |
| IGNITION WIRE                    | PINK                  | Ignition Harness   |
| SECOND IGNITION WIRE             | WHITE                 | Ignition Harness   |
| ACCESSORY WIRE                   | ORANGE                | Ignition Harness   |
| POWER DOOR LOCK (+)              | LT. BLUE              | Body Control Module Under Dash On Driver's Side              |
| POWER DOOR UNLOCK (+)            | WHITE                 | Body Control Module  |
| PARKING LIGHTS (+)               | BROWN                 | Body Control Module  |
| DRIVER DOOR TRIGGER WIRE (-)     | TAN (DRIVER'S DOOR)   | Body Control Module  |
| PASSENGER DOORS TRIGGER WIRE (-) | BLUE/WHITE            | Body Control Module  |
| REAR HATCH TRIGGER WIRE (-)      | PINK/BLACK            | Body Control Module  |
| DOME LIGHT SUPERVISION           | USE DOOR TRIGGER WIRE |  |
| FACTORY ALARM ARM                | Arms with lock        |  |
| FACTORY ALARM DISARM (-)         | LT. GREEN             | Body Control Module  |
| TACHOMETER WIRE                  | WHITE                 | Engine Control Module Near Battery                           |
| BRAKE WIRE (+)                   | WHITE                 | Plug At Brake Pedal Switch Or Harness In Driver's Kick Panel |
| HORN TRIGGER (-)                 | BLACK                 | Harness At Steering Column Coming From Steering Wheel        |
| DIESEL WAIT-TO-START (-)         | DARK BLUE             | Behind Instrument Cluster                                    |
| LEFT FRONT WINDOW UP             | DARK BLUE             | Window Switch Inside Left Front Door                         |
| LEFT FRONT WINDOW DOWN           | BROWN                 | Window Switch Inside Left Front Door                         |
| RIGHT FRONT WINDOW UP            | DARK BLUE             | Window Switch Inside Right Front Door                        |
| RIGHT FRONT WINDOW DOWN          | BROWN                 | Window Switch Inside Right Front Door                        |
| LEFT REAR WINDOW UP              | DARK BLUE             | Window Switch Inside Left Rear Door                          |
| LEFT REAR WINDOW DOWN            | BROWN                 | Window Switch Inside Left Rear Door                          |
| RIGHT REAR WINDOW UP             | DARK BLUE             | Window Switch Inside Right Rear Door                         |
| RIGHT REAR WINDOW DOWN           | BROWN                 | Window Switch Inside Right Rear Door                         |

This vehicle is equipped with the Passlock II anti-theft system. This must be bypassed when installing a remote start system.



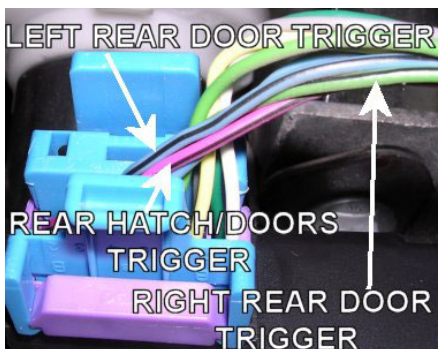


WIRING INFORMATION: 2003 Cadillac Escalade

| WIRE  | WIRE COLOR                    | WIRE LOCATION   |
|---|-------------------------------|---|
| 12V CONSTANT WIRE   | RED                           | Ignition Harness  |
| STARTER WIRE  | YELLOW                        | Ignition Harness  |
| IGNITION WIRE   | PINK                          | Ignition Harness  |
| SECOND IGNITION WIRE  | WHITE                         | Ignition Harness  |
| This wire MUST be energized when installing a remote start system otherwise a CHECK ENGINE light will turn on and the transmission will not shift properly and the transmission may be damaged. |                               |   |
| ACCESSORY WIRE  | ORANGE                        | Ignition Harness  |
| SECOND ACCESSORY WIRE   | BROWN                         | Ignition Harness  |
| POWER DOOR LOCK (-)   | LT. BLUE                      | At Lock Switch On Passenger Side Rear Panel By Rear Doors |
| POWER DOOR UNLOCK (-)   | WHITE                         | At Lock Switch On Passenger Side Rear Panel By Rear Doors |
| Some vehicles do not have a door lock switch at the rear of the vehicle. To interface with the door locks, a databus module must be used.   |                               |   |
| PARKING LIGHTS (+)  | BROWN                         | Harness In Driver's Kick Panel                            |
| PARKING LIGHTS (-)  | GRAY/BLACK                    | Brown Plug At BCM   |
| DRIVER DOOR TRIGGER WIRE (-)  | GRAY/WHITE                    | At Module Inside Driver Door                              |
| FRONT PASSENGER DOOR TRIGGER (-)  | BLACK/WHITE                   | At Module Inside Front Passenger Door                     |
| LEFT REAR DOOR TRIGGER (-)  | BLUE/BLACK                    | Purple Plug At BCM  |
| RIGHT REAR DOOR TRIGGER WIRE (-)  | LT.GREEN/BLACK                | Purple Plug At BCM  |
| REAR DOOR TRIGGER (-)   | PINK/BLACK                    | Purple Plug At BCM  |
| DOMELIGHT SUPERVISION (-)   | GRAY/BLACK                    | Black Plug At BCM   |
| FACTORY ALARM ARM   | Arms with lock                |   |
| FACTORY ALARM DISARM (-)  | LT. GREEN                     | At Module Inside Driver's Door                            |
| TACHOMETER WIRE   | Use any wire that is NOT PINK | At Any Fuel Injector                                      |
| BRAKE WIRE (+)  | WHITE                         | Brake Pedal Switch  |
| HORN TRIGGER (-)  | BLACK                         | White Plug At BCM   |
| LEFT FRONT WINDOW UP  | DARK BLUE                     | Window Switch Inside Left Front Door                      |
| LEFT FRONT WINDOW DOWN  | BROWN                         | Window Switch Inside Left Front Door                      |
| RIGHT FRONT WINDOW UP   | DARK BLUE                     | Window Switch Inside Right Front Door                     |
| RIGHT FRONT WINDOW DOWN   | BROWN                         | Window Switch Inside Right Front Door                     |
| LEFT REAR WINDOW UP   | DARK BLUE                     | Window Switch Inside Left Rear Door                       |
| LEFT REAR WINDOW DOWN   | BROWN                         | Window Switch Inside Left Rear Door                       |
| RIGHT REAR WINDOW UP  | DARK BLUE                     | Window Switch Inside Right Rear Door                      |
| RIGHT REAR WINDOW DOWN  | BROWN                         | Window Switch Inside Right Rear Door                      |
| This vehicle is equipped with GM's Passlock II anti-theft system. This must be bypassed when installing a remote start system.  |                               |   |
| The BCM is under the dash directly below the steering column.   |                               |   |



WIRING INFORMATION: 2004 Cadillac Escalade

| WIRE  | WIRE COLOR                    | WIRE LOCATION   |
|---|-------------------------------|---|
| 12V CONSTANT WIRE   | RED                           | Ignition Harness  |
| STARTER WIRE  | YELLOW                        | Ignition Harness  |
| IGNITION WIRE   | PINK                          | Ignition Harness  |
| SECOND IGNITION WIRE  | WHITE                         | Ignition Harness  |
| This wire MUST be energized when installing a remote start system otherwise a CHECK ENGINE light will turn on and the transmission will not shift properly and the transmission may be damaged. |                               |   |
| ACCESSORY WIRE  | ORANGE                        | Ignition Harness  |
| SECOND ACCESSORY WIRE   | BROWN                         | Ignition Harness  |
| POWER DOOR LOCK (-)   | LT. BLUE                      | At Lock Switch On Passenger Side Rear Panel By Rear Doors |
| POWER DOOR UNLOCK (-)   | WHITE                         | At Lock Switch On Passenger Side Rear Panel By Rear Doors |
| Some vehicles do not have a door lock switch at the rear of the vehicle. To interface with the door locks, a databus module must be used.   |                               |   |
| PARKING LIGHTS (+)  | BROWN                         | Harness In Driver's Kick Panel                            |
| PARKING LIGHTS (-)  | GRAY/BLACK                    | Brown Plug At BCM   |
| DRIVER DOOR TRIGGER WIRE (-)  | GRAY/WHITE                    | At Module Inside Driver Door                              |
| FRONT PASSENGER DOOR TRIGGER (-)  | BLACK/WHITE                   | At Module Inside Front Passenger Door                     |
| LEFT REAR DOOR TRIGGER (-)  | BLUE/BLACK                    | Purple Plug At BCM  |
| RIGHT REAR DOOR TRIGGER WIRE (-)  | LT.GREEN/BLACK                | Purple Plug At BCM  |
| REAR DOOR TRIGGER (-)   | PINK/BLACK                    | Purple Plug At BCM  |
| DOMELIGHT SUPERVISION (-)   | GRAY/BLACK                    | Black Plug At BCM   |
| FACTORY ALARM ARM   | Arms with lock                |   |
| FACTORY ALARM DISARM (-)  | LT. GREEN                     | At Module Inside Driver's Door                            |
| TACHOMETER WIRE   | Use any wire that is NOT PINK | At Any Fuel Injector                                      |
| BRAKE WIRE (+)  | WHITE                         | Brake Pedal Switch  |
| HORN TRIGGER (-)  | BLACK                         | White Plug At BCM   |
| LEFT FRONT WINDOW UP  | DARK BLUE                     | Window Switch Inside Left Front Door                      |
| LEFT FRONT WINDOW DOWN  | BROWN                         | Window Switch Inside Left Front Door                      |
| RIGHT FRONT WINDOW UP   | DARK BLUE                     | Window Switch Inside Right Front Door                     |
| RIGHT FRONT WINDOW DOWN   | BROWN                         | Window Switch Inside Right Front Door                     |
| LEFT REAR WINDOW UP   | DARK BLUE                     | Window Switch Inside Left Rear Door                       |
| LEFT REAR WINDOW DOWN   | BROWN                         | Window Switch Inside Left Rear Door                       |
| RIGHT REAR WINDOW UP  | DARK BLUE                     | Window Switch Inside Right Rear Door                      |
| RIGHT REAR WINDOW DOWN  | BROWN                         | Window Switch Inside Right Rear Door                      |
| This vehicle is equipped with GM's Passlock II anti-theft system. This must be bypassed when installing a remote start system.  |                               |   |
| The BCM is under the dash directly below the steering column.   |                               |   |



WIRING INFORMATION: 2005 Cadillac Escalade

| WIRE  | WIRE COLOR                                     | WIRE LOCATION   |
|---|--|---|
| 12V CONSTANT WIRE   | RED  | Ignition Harness  |
| STARTER WIRE  | YELLOW   | Ignition Harness  |
| IGNITION WIRE   | PINK   | Ignition Harness  |
| SECOND IGNITION WIRE  | WHITE  | Ignition Harness  |
| This wire MUST be energized when installing a remote start system otherwise a CHECK ENGINE light will turn on and the transmission will not shift properly and the transmission may be damaged. |  |   |
| ACCESSORY WIRE  | ORANGE   | Ignition Harness  |
| SECOND ACCESSORY WIRE   | BROWN  | Ignition Harness  |
| POWER DOOR LOCK (-)   | LT. BLUE                                       | At Lock Switch On Passenger Side Rear Panel By Rear Doors |
| POWER DOOR UNLOCK (-)   | WHITE  | At Lock Switch On Passenger Side Rear Panel By Rear Doors |
| Some vehicles do not have a door lock switch at the rear of the vehicle. To interface with the door locks, a databus module must be used.   |  |   |
| PARKING LIGHTS (+)  | BROWN  | Harness In Driver's Kick Panel                            |
| PARKING LIGHTS (-)  | GRAY/BLACK                                     | Brown Plug At BCM   |
| DRIVER DOOR TRIGGER WIRE (-)  | GRAY/BLACK                                     | At Module Inside Driver Door                              |
| FRONT PASSENGER DOOR TRIGGER (-)  | BLACK/WHITE                                    | At Module Inside Front Passenger Door                     |
| LEFT REAR DOOR TRIGGER (-)  | BLUE/BLACK                                     | Purple Plug At BCM  |
| RIGHT REAR DOOR TRIGGER WIRE (-)  | LT.GREEN/BLACK                                 | Purple Plug At BCM  |
| REAR DOOR TRIGGER (-)   | PINK/BLACK                                     | Purple Plug At BCM  |
| DOMELIGHT SUPERVISION (-)   | GRAY/BLACK                                     | Black Plug At BCM   |
| FACTORY ALARM ARM   | Arms with lock                                 |   |
| FACTORY ALARM DISARM (-)  | LT. GREEN                                      | At Module Inside Driver's Door                            |
| TACHOMETER WIRE   | Use any wire that is NOT PINK, BLACK, or BROWN | At Any Fuel Injector                                      |
| BRAKE WIRE (+)  | WHITE  | Brake Pedal Switch  |
| HORN TRIGGER (-)  | BLACK  | White Plug At BCM   |
| LEFT FRONT WINDOW UP  | DARK BLUE                                      | Window Switch Inside Left Front Door                      |
| LEFT FRONT WINDOW DOWN  | BROWN  | Window Switch Inside Left Front Door                      |
| RIGHT FRONT WINDOW UP   | DARK BLUE                                      | Window Switch Inside Right Front Door                     |
| RIGHT FRONT WINDOW DOWN   | BROWN  | Window Switch Inside Right Front Door                     |
| LEFT REAR WINDOW UP   | DARK BLUE                                      | Window Switch Inside Left Rear Door                       |
| LEFT REAR WINDOW DOWN   | BROWN  | Window Switch Inside Left Rear Door                       |
| RIGHT REAR WINDOW UP  | DARK BLUE                                      | Window Switch Inside Right Rear Door                      |
| RIGHT REAR WINDOW DOWN  | BROWN  | Window Switch Inside Right Rear Door                      |
| This vehicle is equipped with GM's Passlock II anti-theft system. This must be bypassed when installing a remote start system.  |  |   |
| The BCM is under the dash directly below the steering column.   |  |   |

