

TRIPLE S *Customs*

CADILLAC ELDORADO 1991-2002 VEHICLE WIRING

WIRING INFORMATION: 1991 Cadillac Eldorado

WIRE	WIRE COLOR	WIRE LOCATION
12V CONSTANT WIRE	RED	Ignition Harness
STARTER WIRE	YELLOW	Ignition Harness
IGNITION WIRE	PINK	Ignition Harness
SECOND IGNITION WIRE	DK. BLUE/WHITE	Ignition Harness
ACCESSORY WIRE	ORANGE	Ignition Harness
POWER DOOR LOCK (+)	LT. BLUE	Harness In Driver's Kick Panel
POWER DOOR UNLOCK (+)	BLACK	Harness In Driver's Kick Panel
PARKING LIGHTS (+)	BROWN	At Headlight Switch
HEADLIGHTS (+)	YELLOW	At Headlight Switch
DOOR TRIGGER (-)	WHITE	Harness In Driver's Kick Panel
DOME SUPERVISION (-)	DK. BLUE/WHITE	At Courtesy Light Under Dash
TRUNK TRIGGER (-)	BLACK/ORANGE	At Light In Trunk
TRUNK RELEASE (+)	BLACK	At Trunk Release Switch
FACTORY ALARM ARM	ARMS WITH LOCK	
FACTORY ALARM DISARM (-)	LT. GREEN	Harness In Driver's Kick Panel
TACHOMETER WIRE	WHITE OR PURPLE/WHITE	At Ignition Coil
BRAKE WIRE (+)	LT. BLUE	At Brake Pedal Switch
HORN TRIGGER (-)	BLACK	Harness At Steering Column
LEFT FRONT WINDOW UP	BLUE	At Motor Inside Driver's Door
LEFT FRONT WINDOW DOWN	BROWN	At Motor Inside Driver's Door
RIGHT FRONT WINDOW UP	BLUE/WHITE	Harness In Driver's Kick Panel From Driver Door
RIGHT FRONT WINDOW DOWN	TAN	Harness In Driver's Kick Panel From Driver Door
LEFT REAR WINDOW UP	GREEN	Harness In Driver's Kick Panel From Driver Door
LEFT REAR WINDOW DOWN	PURPLE	Harness In Driver's Kick Panel From Driver Door
RIGHT REAR WINDOW UP	LIGHT GREEN	Harness In Driver's Kick Panel From Driver Door
RIGHT REAR WINDOW DOWN	PURPLE/WHITE	Harness In Driver's Kick Panel From Driver Door
This vehicle is equipped with the VATS anti-theft system. This must be bypassed when installing a remote start.		

WIRING INFORMATION: 1992 Cadillac Eldorado

WIRE	WIRE COLOR	WIRE LOCATION
12V CONSTANT WIRE	RED	Ignition Harness
STARTER WIRE	YELLOW	Ignition Harness
IGNITION WIRE	PINK	Ignition Harness
ACCESSORY WIRE	ORANGE	Ignition Harness
POWER DOOR LOCK (+)	LT. BLUE	Harness In Driver's Kick Panel
POWER DOOR UNLOCK (+)	BLACK	Harness In Driver's Kick Panel
PARKING LIGHTS (+)	BROWN	Harness In Driver's Kick Panel
HEADLIGHTS (+)	LT. BLUE	At Headlight Switch
DOOR TRIGGER (-)	GRAY/BLACK	Harness In Driver's Kick Panel
DOME SUPERVISION (-)	DK. BLUE/WHITE	At Courtesy Light Under Dash
TRUNK TRIGGER (-)	BLACK/ORANGE	At Light In Trunk
TRUNK RELEASE (+)	BLACK	At Trunk Release Switch
FACTORY ALARM ARM	ARMS WITH LOCK	
FACTORY ALARM DISARM (-)	LT. GREEN	Harness In Driver's Kick Panel
TACHOMETER WIRE	WHITE OR PURPLE/WHITE	At Ignition Coil
BRAKE WIRE (+)	LT. BLUE	At Brake Pedal Switch
HORN TRIGGER (-)	BLACK	Harness At Steering Column
LEFT FRONT WINDOW UP	BLUE	At Motor Inside Driver's Door
LEFT FRONT WINDOW DOWN	BROWN	At Motor Inside Driver's Door
RIGHT FRONT WINDOW UP	BLUE/WHITE	Harness In Driver's Kick Panel From Driver Door
RIGHT FRONT WINDOW DOWN	TAN	Harness In Driver's Kick Panel From Driver Door
LEFT REAR WINDOW UP	GREEN	Harness In Driver's Kick Panel From Driver Door
LEFT REAR WINDOW DOWN	PURPLE	Harness In Driver's Kick Panel From Driver Door
RIGHT REAR WINDOW UP	LIGHT GREEN	Harness In Driver's Kick Panel From Driver Door
RIGHT REAR WINDOW DOWN	PURPLE/WHITE	Harness In Driver's Kick Panel From Driver Door
This vehicle is equipped with the VATS anti-theft system. This must be bypassed when installing a remote start.		

WIRING INFORMATION: 1993 Cadillac Eldorado

WIRE	WIRE COLOR	WIRE LOCATION
12V CONSTANT WIRE	RED	Ignition Harness
STARTER WIRE	YELLOW	Ignition Harness
IGNITION WIRE	PINK	Ignition Harness
ACCESSORY WIRE	ORANGE	Ignition Harness
POWER DOOR LOCK (+)	LT. BLUE	Harness In Driver's Kick Panel
POWER DOOR UNLOCK (+)	BLACK	Harness In Driver's Kick Panel
PARKING LIGHTS (+)	BROWN	Harness In Driver's Kick Panel
HEADLIGHTS (+)	LT. BLUE	At Headlight Switch
DOOR TRIGGER (-)	GRAY/BLACK	Harness In Driver's Kick Panel
DOME SUPERVISION (-)	DK. BLUE/WHITE	At Courtesy Light Under Dash
TRUNK TRIGGER (-)	BLACK/ORANGE	At Light In Trunk
TRUNK RELEASE (+)	BLACK	At Trunk Release Switch
FACTORY ALARM ARM	ARMS WITH LOCK	
FACTORY ALARM DISARM (-)	LT. GREEN	Harness In Driver's Kick Panel
TACHOMETER WIRE	WHITE OR PURPLE/WHITE	At Ignition Coil
BRAKE WIRE (+)	LT. BLUE	At Brake Pedal Switch
HORN TRIGGER (-)	BLACK	Harness At Steering Column
LEFT FRONT WINDOW UP	BLUE	At Motor Inside Driver's Door
LEFT FRONT WINDOW DOWN	BROWN	At Motor Inside Driver's Door
RIGHT FRONT WINDOW UP	BLUE/WHITE	Harness In Driver's Kick Panel From Driver Door
RIGHT FRONT WINDOW DOWN	TAN	Harness In Driver's Kick Panel From Driver Door
LEFT REAR WINDOW UP	GREEN	Harness In Driver's Kick Panel From Driver Door
LEFT REAR WINDOW DOWN	PURPLE	Harness In Driver's Kick Panel From Driver Door
RIGHT REAR WINDOW UP	LIGHT GREEN	Harness In Driver's Kick Panel From Driver Door
RIGHT REAR WINDOW DOWN	PURPLE/WHITE	Harness In Driver's Kick Panel From Driver Door
This vehicle is equipped with the VATS anti-theft system. This must be bypassed when installing a remote start.		

WIRING INFORMATION: 1994 Cadillac Eldorado

WIRE	WIRE COLOR	WIRE LOCATION
12V CONSTANT WIRE	RED	Ignition Harness
STARTER WIRE	YELLOW	Ignition Harness
IGNITION WIRE	PINK	Ignition Harness
ACCESSORY WIRE	ORANGE	Ignition Harness
POWER DOOR LOCK (+)	RED/BLACK	Harness In Driver's Kick Panel
POWER DOOR UNLOCK (+)	WHITE	Harness In Driver's Kick Panel
PARKING LIGHTS (+)	BROWN	Harness In Driver's Kick Panel
HEADLIGHTS (+)	YELLOW	At Headlight Switch
DOOR TRIGGER (-)	BLUE	Harness In Driver's Kick Panel
DOME SUPERVISION (-)	DK. BLUE/WHITE	At Courtesy Light Under Dash
TRUNK TRIGGER (-)	ORANGE/BLACK	At Light In Trunk
TRUNK RELEASE (+)	BLACK /WHITE	Trunk Release Motor
FACTORY ALARM ARM	ARMS WITH LOCK	
FACTORY ALARM DISARM (-)	LT. GREEN	Harness In Driver's Kick Panel
TACHOMETER WIRE	WHITE OR PURPLE/WHITE	At Ignition Coil
BRAKE WIRE (+)	LT. BLUE	At Brake Pedal Switch
HORN TRIGGER (-)	BLACK	Harness At Steering Column
LEFT FRONT WINDOW UP	BLUE	At Motor Inside Driver's Door
LEFT FRONT WINDOW DOWN	BROWN	At Motor Inside Driver's Door
RIGHT FRONT WINDOW UP	BLUE	Harness In Driver's Kick Panel From Driver Door
RIGHT FRONT WINDOW DOWN	TAN	Harness In Driver's Kick Panel From Driver Door
LEFT REAR WINDOW UP	GREEN	Harness In Driver's Kick Panel From Driver Door
LEFT REAR WINDOW DOWN	PURPLE	Harness In Driver's Kick Panel From Driver Door
RIGHT REAR WINDOW UP	LIGHT GREEN	Harness In Driver's Kick Panel From Driver Door
RIGHT REAR WINDOW DOWN	PURPLE/WHITE	Harness In Driver's Kick Panel From Driver Door
This vehicle is equipped with the VATS anti-theft system. This must be bypassed when installing a remote start.		


WIRING INFORMATION: 1995 Cadillac Eldorado

WIRE	WIRE COLOR	WIRE LOCATION
12V CONSTANT WIRE	RED	Ignition Harness
STARTER WIRE	YELLOW	Ignition Harness
IGNITION WIRE	PINK	Ignition Harness
ACCESSORY WIRE	ORANGE	Ignition Harness
POWER DOOR LOCK (+)	RED/BLACK	Harness In Driver's Kick Panel
POWER DOOR UNLOCK (+)	WHITE	Harness In Driver's Kick Panel
PARKING LIGHTS (+)	BROWN	Harness In Driver's Kick Panel
HEADLIGHTS (+)	YELLOW	At Headlight Switch
DOOR TRIGGER (-)	BLUE	Harness In Driver's Kick Panel
DOME SUPERVISION (-)	DK. BLUE/WHITE	At Courtesy Light Under Dash
TRUNK TRIGGER (-)	ORANGE/BLACK	At Light In Trunk
TRUNK RELEASE (+)	BLACK /WHITE	Trunk Release Motor
FACTORY ALARM ARM	ARMS WITH LOCK	
FACTORY ALARM DISARM (-)	LT. GREEN	Harness In Driver's Kick Panel
TACHOMETER WIRE	WHITE OR PURPLE/WHITE	At Ignition Coil
BRAKE WIRE (+)	LT. BLUE	At Brake Pedal Switch
HORN TRIGGER (-)	BLACK	Harness At Steering Column
LEFT FRONT WINDOW UP	BLUE	At Motor Inside Driver's Door
LEFT FRONT WINDOW DOWN	BROWN	At Motor Inside Driver's Door
RIGHT FRONT WINDOW UP	BLUE	Harness In Driver's Kick Panel From Driver Door
RIGHT FRONT WINDOW DOWN	TAN	Harness In Driver's Kick Panel From Driver Door
LEFT REAR WINDOW UP	GREEN	Harness In Driver's Kick Panel From Driver Door
LEFT REAR WINDOW DOWN	PURPLE	Harness In Driver's Kick Panel From Driver Door
RIGHT REAR WINDOW UP	LIGHT GREEN	Harness In Driver's Kick Panel From Driver Door
RIGHT REAR WINDOW DOWN	PURPLE/WHITE	Harness In Driver's Kick Panel From Driver Door
This vehicle is equipped with the VATS anti-theft system. This must be bypassed when installing a remote start.		

WIRING INFORMATION: 1996 Cadillac Eldorado

WIRE	WIRE COLOR	WIRE LOCATION
12V CONSTANT WIRE	RED	Ignition Harness
STARTER WIRE	YELLOW	
IGNITION WIRE	PINK	
SECOND IGNITION WIRE	LT. BLUE	
ACCESSORY WIRE	ORANGE	
POWER DOOR LOCK (-)	RED/BLACK	In Top Plug At Module Behind Rear Seat On Driver's Side
POWER DOOR UNLOCK (-)	ORANGE/BLACK	
PARKING LIGHTS (+)	PURPLE	At Relay In The #2 Micro Relay Center Behind The Rear Seat.
Do Not Use BROWN Found In Driver's Kick Panel For Parking Lights		
DRIVER DOOR TRIGGER (-)	TAN	In Bottom Plug At Module Behind Rear Seat On Driver's Side
PASSENGER DOOR TRIGGER (-)	DK.BLUE/WHITE	In Top Plug At Module Behind Rear Seat On Driver's Side
REAR DOORS TRIGGER (-)	ORANGE	
TRUNK TRIGGER (-)	ORANGE/BLACK	At Light In Trunk
TRUNK RELEASE (+)	BLACK/WHITE	At Relay In The #1 Micro Relay Center Behind The Rear Seat
FUEL DOOR RELEASE (+)	PINK	
FACTORY ALARM ARM	Arms with factory remote or when locking doors with a door open	
FACTORY ALARM DISARM WIRE (-)	LT. GREEN	Harness In Driver's Kick Panel
TACHOMETER WIRE	PURPLE/WHITE	5-Pin Harness Located At Engine's Rear
BRAKE WIRE (+)	LIGHT BLUE	At Brake Switch
HORN TRIGGER (-)	BLACK	Harness At Steering Column
LEFT FRONT WINDOW UP	DARK BLUE	At Motor Inside Driver's Door
LEFT FRONT WINDOW DOWN	BROWN	At Motor Inside Driver's Door
RIGHT FRONT WINDOW UP	LIGHT BLUE	Harness In Driver's Kick Panel From Driver Door
RIGHT FRONT WINDOW DOWN	TAN	
LEFT REAR WINDOW UP	DARK GREEN	
LEFT REAR WINDOW DOWN	PURPLE	
RIGHT REAR WINDOW UP	LIGHT GREEN	
RIGHT REAR WINDOW DOWN	PURPLE	


This vehicle is equipped with the VATS anti-theft system. This must be bypassed when installing a remote start.



WIRING INFORMATION: 1997 Cadillac Eldorado

WIRE	WIRE COLOR	WIRE LOCATION
12V CONSTANT WIRE	RED	Ignition Harness
STARTER WIRE	YELLOW	
IGNITION WIRE	PINK	
SECOND IGNITION WIRE	LT. BLUE	
ACCESSORY WIRE	ORANGE	
POWER DOOR LOCK (-)	RED/BLACK	In Top Plug At Module Behind Rear Seat On Driver's Side
POWER DOOR UNLOCK (-)	ORANGE/BLACK	
PARKING LIGHTS (+)	PURPLE	At Relay In The #2 Micro Relay Center Behind The Rear Seat.
Do Not Use BROWN Found In Driver's Kick Panel For Parking Lights		
DRIVER DOOR TRIGGER (-)	TAN	In Bottom Plug At Module Behind Rear Seat On Driver's Side
PASSENGER DOOR TRIGGER (-)	DK.BLUE/WHITE	In Top Plug At Module Behind Rear Seat On Driver's Side
REAR DOORS TRIGGER (-)	ORANGE	
TRUNK TRIGGER (-)	ORANGE/BLACK	At Light In Trunk
TRUNK RELEASE (+)	BLACK/WHITE	At Relay In The #1 Micro Relay Center Behind The Rear Seat
FUEL DOOR RELEASE (+)	PINK	
FACTORY ALARM ARM	Arms with factory remote or when locking doors with a door open	
FACTORY ALARM DISARM WIRE (-)	LT. GREEN	Harness In Driver's Kick Panel
TACHOMETER WIRE	PURPLE/WHITE	5-Pin Harness Located At Engine's Rear
BRAKE WIRE (+)	LIGHT BLUE	At Brake Switch
HORN TRIGGER (-)	BLACK	Harness At Steering Column
LEFT FRONT WINDOW UP	DARK BLUE	At Motor Inside Driver's Door
LEFT FRONT WINDOW DOWN	BROWN	At Motor Inside Driver's Door
RIGHT FRONT WINDOW UP	LIGHT BLUE	Harness In Driver's Kick Panel From Driver Door
RIGHT FRONT WINDOW DOWN	TAN	
LEFT REAR WINDOW UP	DARK GREEN	
LEFT REAR WINDOW DOWN	PURPLE	
RIGHT REAR WINDOW UP	LIGHT GREEN	
RIGHT REAR WINDOW DOWN	PURPLE	


This vehicle is equipped with the VATS anti-theft system. This must be bypassed when installing a remote start.



WIRING INFORMATION: 1998 Cadillac Eldorado

WIRE	WIRE COLOR	WIRE LOCATION
12V CONSTANT WIRE	RED	Ignition Harness
STARTER WIRE	YELLOW	
IGNITION WIRE	PINK	
SECOND IGNITION WIRE	LT. BLUE	
ACCESSORY WIRE	ORANGE	
POWER DOOR LOCK (-)	RED/BLACK	In Top Plug At Module Behind Rear Seat On Driver's Side
POWER DOOR UNLOCK (-)	ORANGE/BLACK	
PARKING LIGHTS (+)	PURPLE	At Relay In The #2 Micro Relay Center Behind The Rear Seat.
Do Not Use BROWN Found In Driver's Kick Panel For Parking Lights		
DRIVER DOOR TRIGGER (-)	TAN	In Bottom Plug At Module Behind Rear Seat On Driver's Side
PASSENGER DOOR TRIGGER (-)	DK.BLUE/WHITE	In Top Plug At Module Behind Rear Seat On Driver's Side
REAR DOORS TRIGGER (-)	ORANGE	
TRUNK TRIGGER (-)	ORANGE/BLACK	At Light In Trunk
TRUNK RELEASE (+)	BLACK/WHITE	At Relay In The #1 Micro Relay Center Behind The Rear Seat
FUEL DOOR RELEASE (+)	PINK	
FACTORY ALARM ARM	Arms with factory remote or when locking doors with a door open	
FACTORY ALARM DISARM WIRE (-)	LT. GREEN	Harness In Driver's Kick Panel
TACHOMETER WIRE	PURPLE/WHITE	5-Pin Harness Located At Engine's Rear
BRAKE WIRE (+)	LIGHT BLUE	At Brake Switch
HORN TRIGGER (-)	BLACK	Harness At Steering Column
LEFT FRONT WINDOW UP	DARK BLUE	At Motor Inside Driver's Door
LEFT FRONT WINDOW DOWN	BROWN	At Motor Inside Driver's Door
RIGHT FRONT WINDOW UP	LIGHT BLUE	Harness In Driver's Kick Panel From Driver Door
RIGHT FRONT WINDOW DOWN	TAN	
LEFT REAR WINDOW UP	DARK GREEN	
LEFT REAR WINDOW DOWN	PURPLE	
RIGHT REAR WINDOW UP	LIGHT GREEN	
RIGHT REAR WINDOW DOWN	PURPLE	


This vehicle is equipped with the VATS anti-theft system. This must be bypassed when installing a remote start.



WIRING INFORMATION: 1999 Cadillac Eldorado

WIRE	WIRE COLOR	WIRE LOCATION
12V CONSTANT WIRE	RED	Ignition Harness
STARTER WIRE	YELLOW	
IGNITION WIRE	PINK	
SECOND IGNITION WIRE	LT. BLUE	
ACCESSORY WIRE	ORANGE	
POWER DOOR LOCK (-)	RED/BLACK	In Top Plug At Module Behind Rear Seat On Driver's Side
POWER DOOR UNLOCK (-)	ORANGE/BLACK	
PARKING LIGHTS (+)	PURPLE	At Relay In The #2 Micro Relay Center Behind The Rear Seat.
Do Not Use BROWN Found In Driver's Kick Panel For Parking Lights		
DRIVER DOOR TRIGGER (-)	TAN	In Bottom Plug At Module Behind Rear Seat On Driver's Side
PASSENGER DOOR TRIGGER (-)	DK.BLUE/WHITE	In Top Plug At Module Behind Rear Seat On Driver's Side
REAR DOORS TRIGGER (-)	ORANGE	
TRUNK TRIGGER (-)	ORANGE/BLACK	At Light In Trunk
TRUNK RELEASE (+)	BLACK/WHITE	At Relay In The #1 Micro Relay Center Behind The Rear Seat
FUEL DOOR RELEASE (+)	PINK	
FACTORY ALARM ARM	Arms with factory remote or when locking doors with a door open	
FACTORY ALARM DISARM WIRE (-)	LT. GREEN	Harness In Driver's Kick Panel
TACHOMETER WIRE	PURPLE/WHITE	5-Pin Harness Located At Engine's Rear
BRAKE WIRE (+)	LIGHT BLUE	At Brake Switch
HORN TRIGGER (-)	BLACK	Harness At Steering Column
LEFT FRONT WINDOW UP	DARK BLUE	At Motor Inside Driver's Door
LEFT FRONT WINDOW DOWN	BROWN	At Motor Inside Driver's Door
RIGHT FRONT WINDOW UP	LIGHT BLUE	Harness In Driver's Kick Panel From Driver Door
RIGHT FRONT WINDOW DOWN	TAN	
LEFT REAR WINDOW UP	DARK GREEN	
LEFT REAR WINDOW DOWN	PURPLE	
RIGHT REAR WINDOW UP	LIGHT GREEN	
RIGHT REAR WINDOW DOWN	PURPLE	

This vehicle is equipped with the VATS anti-theft system. This must be bypassed when installing a remote start.



WIRING INFORMATION: 2000 Cadillac Eldorado

WIRE	WIRE COLOR	WIRE LOCATION
12V CONSTANT WIRE	RED	Ignition Harness
STARTER WIRE	YELLOW	
IGNITION WIRE	PINK	
SECOND IGNITION WIRE	LT. BLUE	
ACCESSORY WIRE	ORANGE	
POWER DOOR LOCK (-)	RED/BLACK	In Top Plug At Module Behind Rear Seat On Driver's Side
POWER DOOR UNLOCK (-)	ORANGE/BLACK	
PARKING LIGHTS (+)	PURPLE	At Relay In The #2 Micro Relay Center Behind The Rear Seat.
Do Not Use BROWN Found In Driver's Kick Panel For Parking Lights		
DRIVER DOOR TRIGGER (-)	TAN	In Bottom Plug At Module Behind Rear Seat On Driver's Side
PASSENGER DOOR TRIGGER (-)	DK.BLUE/WHITE	In Top Plug At Module Behind Rear Seat On Driver's Side
REAR DOORS TRIGGER (-)	ORANGE	
TRUNK TRIGGER (-)	ORANGE/BLACK	At Light In Trunk
TRUNK RELEASE (+)	BLACK/WHITE	At Relay In The #1 Micro Relay Center Behind The Rear Seat
FUEL DOOR RELEASE (+)	PINK	
FACTORY ALARM ARM	Arms with factory remote or when locking doors with a door open	
FACTORY ALARM DISARM WIRE (-)	LT. GREEN	Harness In Driver's Kick Panel
TACHOMETER WIRE	PURPLE/WHITE	5-Pin Harness Located At Engine's Rear
BRAKE WIRE (+)	LIGHT BLUE	At Brake Switch
HORN TRIGGER (-)	BLACK	Harness At Steering Column
LEFT FRONT WINDOW UP	DARK BLUE	At Motor Inside Driver's Door
LEFT FRONT WINDOW DOWN	BROWN	At Motor Inside Driver's Door
RIGHT FRONT WINDOW UP	LIGHT BLUE	Harness In Driver's Kick Panel From Driver Door
RIGHT FRONT WINDOW DOWN	TAN	
LEFT REAR WINDOW UP	DARK GREEN	
LEFT REAR WINDOW DOWN	PURPLE	
RIGHT REAR WINDOW UP	LIGHT GREEN	
RIGHT REAR WINDOW DOWN	PURPLE	

This vehicle is equipped with the VATS anti-theft system. This must be bypassed when installing a remote start.



WIRING INFORMATION: 2001 Cadillac Eldorado

WIRE	WIRE COLOR	WIRE LOCATION
12V CONSTANT WIRE	RED	Ignition Harness
STARTER WIRE	YELLOW	
IGNITION WIRE	PINK	
SECOND IGNITION WIRE	LT. BLUE	
ACCESSORY WIRE	ORANGE	
POWER DOOR LOCK (-)	RED/BLACK	In Top Plug At Module Behind Rear Seat On Driver's Side
POWER DOOR UNLOCK (-)	ORANGE/BLACK	
PARKING LIGHTS (+)	PURPLE	At Relay In The #2 Micro Relay Center Behind The Rear Seat.
Do Not Use BROWN Found In Driver's Kick Panel For Parking Lights		
DRIVER DOOR TRIGGER (-)	TAN	In Bottom Plug At Module Behind Rear Seat On Driver's Side
PASSENGER DOOR TRIGGER (-)	DK.BLUE/WHITE	In Top Plug At Module Behind Rear Seat On Driver's Side
REAR DOORS TRIGGER (-)	ORANGE	
TRUNK TRIGGER (-)	ORANGE/BLACK	At Light In Trunk
TRUNK RELEASE (+)	BLACK/WHITE	At Relay In The #1 Micro Relay Center Behind The Rear Seat
FUEL DOOR RELEASE (+)	PINK	
FACTORY ALARM ARM	Arms with factory remote or when locking doors with a door open	
FACTORY ALARM DISARM WIRE (-)	LT. GREEN	Harness In Driver's Kick Panel
TACHOMETER WIRE	PURPLE/WHITE	5-Pin Harness Located At Engine's Rear
BRAKE WIRE (+)	LIGHT BLUE	At Brake Switch
HORN TRIGGER (-)	BLACK	Harness At Steering Column
LEFT FRONT WINDOW UP	DARK BLUE	At Motor Inside Driver's Door
LEFT FRONT WINDOW DOWN	BROWN	At Motor Inside Driver's Door
RIGHT FRONT WINDOW UP	LIGHT BLUE	Harness In Driver's Kick Panel From Driver Door
RIGHT FRONT WINDOW DOWN	TAN	
LEFT REAR WINDOW UP	DARK GREEN	
LEFT REAR WINDOW DOWN	PURPLE	
RIGHT REAR WINDOW UP	LIGHT GREEN	
RIGHT REAR WINDOW DOWN	PURPLE	

This vehicle is equipped with the VATS anti-theft system. This must be bypassed when installing a remote start.



WIRING INFORMATION: 2002 Cadillac Eldorado

WIRE	WIRE COLOR	WIRE LOCATION
12V CONSTANT WIRE	RED	Ignition Harness
STARTER WIRE	YELLOW	
IGNITION WIRE	PINK	
SECOND IGNITION WIRE	LT. BLUE	
ACCESSORY WIRE	ORANGE	
POWER DOOR LOCK (-)	RED/BLACK	In Top Plug At Module Behind Rear Seat On Driver's Side
POWER DOOR UNLOCK (-)	ORANGE/BLACK	
PARKING LIGHTS (+)	PURPLE	At Relay In The #2 Micro Relay Center Behind The Rear Seat.
Do Not Use BROWN Found In Driver's Kick Panel For Parking Lights		
DRIVER DOOR TRIGGER (-)	TAN	In Bottom Plug At Module Behind Rear Seat On Driver's Side
PASSENGER DOOR TRIGGER (-)	DK.BLUE/WHITE	In Top Plug At Module Behind Rear Seat On Driver's Side
REAR DOORS TRIGGER (-)	ORANGE	
TRUNK TRIGGER (-)	ORANGE/BLACK	At Light In Trunk
TRUNK RELEASE (+)	BLACK/WHITE	At Relay In The #1 Micro Relay Center Behind The Rear Seat
FUEL DOOR RELEASE (+)	PINK	
FACTORY ALARM ARM	Arms with factory remote or when locking doors with a door open	
FACTORY ALARM DISARM WIRE (-)	LT. GREEN	Harness In Driver's Kick Panel
TACHOMETER WIRE	PURPLE/WHITE	5-Pin Harness Located At Engine's Rear
BRAKE WIRE (+)	LIGHT BLUE	At Brake Switch
HORN TRIGGER (-)	BLACK	Harness At Steering Column
LEFT FRONT WINDOW UP	DARK BLUE	At Motor Inside Driver's Door
LEFT FRONT WINDOW DOWN	BROWN	At Motor Inside Driver's Door
RIGHT FRONT WINDOW UP	LIGHT BLUE	Harness In Driver's Kick Panel From Driver Door
RIGHT FRONT WINDOW DOWN	TAN	
LEFT REAR WINDOW UP	DARK GREEN	
LEFT REAR WINDOW DOWN	PURPLE	
RIGHT REAR WINDOW UP	LIGHT GREEN	
RIGHT REAR WINDOW DOWN	PURPLE	

This vehicle is equipped with the VATS anti-theft system. This must be bypassed when installing a remote start.

