

### ALARM REMOTE START WIRING

WIRE	COLOR	LOCATION
12V CONSTANT WIRE	RED	Ignition harness
STARTER WIRE	YELLOW	Ignition harness
IGNITION WIRE	PINK	Ignition harness
ACCESSORY WIRE	ORANGE	Ignition Harness
POWER DOOR LOCK	LT. BLUE	Harness In Driver's Kick Panel
<b>Notes:</b> Lock is 5-wire reverse polarity		
POWER DOOR UNLOCK	BLACK	Harness In Driver's Kick Panel
<b>Notes:</b> Unlock is 5-wire reverse polarity.		
PARKING LIGHTS (+)	BROWN	Headlight switch or lock in driver kick
DRIVER DOOR TRIGGER (-)	LT.GREEN/BLACK	Harness In Driver's Kick Panel
PASSENGER DOOR TRIGGER (-)	LT.BLUE	Passenger Kick Panel
DOMELIGHT SUPERVISION (-)	WHITE	Courtesy Light Under Dash
TRUNK TRIGGER (-)	BLACK /ORANGE	Harness In Driver's Kick Panel
TRUNK RELEASE (+)	BROWN	At Trunk Release Switch
TACHOMETER	WHITE or PURPLE/WHITE	Engine Control Module Behind Glove Box
BRAKE WIRE (+)	WHITE	At Brake Pedal Switch
HORN TRIGGER (-)	BLACK	Harness At Steering column
LEFT FRONT WINDOW UP	DARK BLUE	At Motor Inside Driver's Door
LEFT FRONT WINDOW DOWN	BROWN	At Motor Inside Driver's Door
RIGHT FRONT WINDOW UP	BLUE/WHITE	Harness In Driver's Kick Panel From Driver Door
RIGHT FRONT WINDOW DOWN	TAN	Harness In Driver's Kick Panel From Driver Door
LEFT REAR WINDOW UP	DARK GREEN	Harness In Driver's Kick Panel From Driver Door
LEFT REAR WINDOW DOWN	PURPLE	Harness In Driver's Kick Panel From Driver Door
RIGHT REAR WINDOW UP	LIGHT GREEN	Harness In Driver's Kick Panel From Driver Door
RIGHT REAR WINDOW DOWN	PURPLE/WHITE	Harness In Driver's Kick Panel From Driver Door

INTERFACE	PART NUMBER	NOTES
None required	N/A	N/A
Please verify all part numbers before ordering.		

Remote starter and security installations should be attempted by experienced security installers only. Information contained is accurate to the best of our knowledge and experience. Information contained is without any representation of warranty. It is the installer's responsibility to test and confirm all circuits with a digital multi-meter. Proper installation remains the responsibility of the installer. CarAlarmPros assumes no liability or responsibility resulting from an improper installation, even in reliance with the information contained in this guide.

AUDIO WIRING			
WIRE	COLOR	LOCATION	NOTES
RADIO 12V	ORANGE	At Radio Harness	
12V SWITCHED	YELLOW	At Radio Harness	
RADIO GROUND	BLACK	At Radio Harness	
ILLUMINATION (+)	GRAY	At Radio Harness	
LEFT FRONT SPEAKER (+)	TAN	At Radio Harness Or Speaker	
LEFT FRONT SPEAKER (-)	GRAY	At Radio Harness Or Speaker	
RIGHT FRONT SPEAKER (+)	LT.GREEN	At Radio Harness Or Speaker	
RIGHT FRONT SPEAKER (-)	DK.GREEN	At Radio Harness Or Speaker	
LEFT REAR SPEAKER (+)	BROWN	At Radio Harness Or Speaker	
LEFT REAR SPEAKER (-)	YELLOW	At Radio Harness Or Speaker	
RIGHT REAR SPEAKER (+)	DK.BLUE	At Radio Harness Or Speaker	
RIGHT REAR SPEAKER (-)	LT.BLUE	At Radio Harness Or Speaker	
FRONT SPEAKERS SIZE	REAR SPEAKERS SIZE	AMP LOCATION	NOTES
3.5"	6x9"		
RADIO DASH KIT OPTIONS		RADIO WIRE HARNESS OPTIONS	ANTENNA ADAPTER OPTIONS
METRA 99-4544, SCOSCHE GM1508B		METRA 70-1858, SCOSCHE GM02	METRA 40-GM10, SCOSCHE MDA-1B
Please verify all part numbers before ordering.			

### ALARM REMOTE START WIRING

WIRE	COLOR	LOCATION
12V CONSTANT WIRE	RED	Ignition harness
STARTER WIRE	YELLOW	Ignition harness
IGNITION WIRE	PINK	Ignition harness
ACCESSORY WIRE	ORANGE	Ignition Harness
POWER DOOR LOCK	LT. BLUE	Harness In Driver's Kick Panel
<b>Notes:</b> Lock is 5-wire reverse polarity		
POWER DOOR UNLOCK	BLACK	Harness In Driver's Kick Panel
<b>Notes:</b> Unlock is 5-wire reverse polarity.		
PARKING LIGHTS (+)	BROWN	Headlight switch or lock in driver kick
DRIVER DOOR TRIGGER (-)	LT.GREEN/BLACK	Harness In Driver's Kick Panel
PASSENGER DOOR TRIGGER (-)	LT.BLUE	Passenger Kick Panel
DOMELIGHT SUPERVISION (-)	WHITE	Courtesy Light Under Dash
TRUNK TRIGGER (-)	BLACK /ORANGE	Harness In Driver's Kick Panel
TRUNK RELEASE (+)	BROWN	At Trunk Release Switch
TACHOMETER	WHITE or PURPLE/WHITE	Engine Control Module Behind Glove Box
BRAKE WIRE (+)	WHITE	At Brake Pedal Switch
HORN TRIGGER (-)	BLACK	Harness At Steering column
LEFT FRONT WINDOW UP	DARK BLUE	At Motor Inside Driver's Door
LEFT FRONT WINDOW DOWN	BROWN	At Motor Inside Driver's Door
RIGHT FRONT WINDOW UP	BLUE/WHITE	Harness In Driver's Kick Panel From Driver Door
RIGHT FRONT WINDOW DOWN	TAN	Harness In Driver's Kick Panel From Driver Door
LEFT REAR WINDOW UP	DARK GREEN	Harness In Driver's Kick Panel From Driver Door
LEFT REAR WINDOW DOWN	PURPLE	Harness In Driver's Kick Panel From Driver Door
RIGHT REAR WINDOW UP	LIGHT GREEN	Harness In Driver's Kick Panel From Driver Door
RIGHT REAR WINDOW DOWN	PURPLE/WHITE	Harness In Driver's Kick Panel From Driver Door

INTERFACE	PART NUMBER	NOTES
None required	N/A	N/A
Please verify all part numbers before ordering.		

Remote starter and security installations should be attempted by experienced security installers only. Information contained is accurate to the best of our knowledge and experience. Information contained is without any representation of warranty. It is the installer's responsibility to test and confirm all circuits with a digital multi-meter. Proper installation remains the responsibility of the installer. CarAlarmPros assumes no liability or responsibility resulting from an improper installation, even in reliance with the information contained in this guide.

AUDIO WIRING			
WIRE	COLOR	LOCATION	NOTES
RADIO 12V	ORANGE	At Radio Harness	
12V SWITCHED	YELLOW	At Radio Harness	
RADIO GROUND	BLACK	At Radio Harness	
ILLUMINATION (+)	GRAY	At Radio Harness	
LEFT FRONT SPEAKER (+)	TAN	At Radio Harness Or Speaker	
LEFT FRONT SPEAKER (-)	GRAY	At Radio Harness Or Speaker	
RIGHT FRONT SPEAKER (+)	LT.GREEN	At Radio Harness Or Speaker	
RIGHT FRONT SPEAKER (-)	DK.GREEN	At Radio Harness Or Speaker	
LEFT REAR SPEAKER (+)	BROWN	At Radio Harness Or Speaker	
LEFT REAR SPEAKER (-)	YELLOW	At Radio Harness Or Speaker	
RIGHT REAR SPEAKER (+)	DK.BLUE	At Radio Harness Or Speaker	
RIGHT REAR SPEAKER (-)	LT.BLUE	At Radio Harness Or Speaker	
FRONT SPEAKERS SIZE	REAR SPEAKERS SIZE	AMP LOCATION	NOTES
3.5"	6x9"		
RADIO DASH KIT OPTIONS		RADIO WIRE HARNESS OPTIONS	ANTENNA ADAPTER OPTIONS
METRA 99-4544, SCOSCHE GM1508B		METRA 70-1858, SCOSCHE GM02	METRA 40-GM10, SCOSCHE MDA-1B
Please verify all part numbers before ordering.			

### ALARM REMOTE START WIRING

WIRE	COLOR	LOCATION
12V CONSTANT WIRE	RED	Ignition harness
STARTER WIRE	YELLOW	Ignition harness
IGNITION WIRE	PINK	Ignition harness
ACCESSORY WIRE	ORANGE	Ignition Harness
POWER DOOR LOCK	LT. BLUE	Harness In Driver's Kick Panel
<b>Notes:</b> Lock is 5-wire reverse polarity		
POWER DOOR UNLOCK	BLACK	Harness In Driver's Kick Panel
<b>Notes:</b> Unlock is 5-wire reverse polarity.		
PARKING LIGHTS (+)	BROWN	Headlight switch or lock in driver kick
DRIVER DOOR TRIGGER (-)	LT.GREEN/BLACK	Harness In Driver's Kick Panel
PASSENGER DOOR TRIGGER (-)	LT.BLUE	Passenger Kick Panel
DOMELIGHT SUPERVISION (-)	WHITE	Courtesy Light Under Dash
TRUNK TRIGGER (-)	BLACK /ORANGE	Harness In Driver's Kick Panel
TRUNK RELEASE (+)	BROWN	At Trunk Release Switch
TACHOMETER	WHITE or PURPLE/WHITE	Engine Control Module Behind Glove Box
BRAKE WIRE (+)	WHITE	At Brake Pedal Switch
HORN TRIGGER (-)	BLACK	Harness At Steering column
LEFT FRONT WINDOW UP	DARK BLUE	At Motor Inside Driver's Door
LEFT FRONT WINDOW DOWN	BROWN	At Motor Inside Driver's Door
RIGHT FRONT WINDOW UP	BLUE/WHITE	Harness In Driver's Kick Panel From Driver Door
RIGHT FRONT WINDOW DOWN	TAN	Harness In Driver's Kick Panel From Driver Door
LEFT REAR WINDOW UP	DARK GREEN	Harness In Driver's Kick Panel From Driver Door
LEFT REAR WINDOW DOWN	PURPLE	Harness In Driver's Kick Panel From Driver Door
RIGHT REAR WINDOW UP	LIGHT GREEN	Harness In Driver's Kick Panel From Driver Door
RIGHT REAR WINDOW DOWN	PURPLE/WHITE	Harness In Driver's Kick Panel From Driver Door

INTERFACE	PART NUMBER	NOTES
None required	N/A	N/A
Please verify all part numbers before ordering.		

Remote starter and security installations should be attempted by experienced security installers only. Information contained is accurate to the best of our knowledge and experience. Information contained is without any representation of warranty. It is the installer's responsibility to test and confirm all circuits with a digital multi-meter. Proper installation remains the responsibility of the installer. CarAlarmPros assumes no liability or responsibility resulting from an improper installation, even in reliance with the information contained in this guide.

AUDIO WIRING			
WIRE	COLOR	LOCATION	NOTES
RADIO 12V	ORANGE	At Radio Harness	
12V SWITCHED	YELLOW	At Radio Harness	
RADIO GROUND	BLACK	At Radio Harness	
ILLUMINATION (+)	GRAY	At Radio Harness	
LEFT FRONT SPEAKER (+)	TAN	At Radio Harness Or Speaker	
LEFT FRONT SPEAKER (-)	GRAY	At Radio Harness Or Speaker	
RIGHT FRONT SPEAKER (+)	LT.GREEN	At Radio Harness Or Speaker	
RIGHT FRONT SPEAKER (-)	DK.GREEN	At Radio Harness Or Speaker	
LEFT REAR SPEAKER (+)	BROWN	At Radio Harness Or Speaker	
LEFT REAR SPEAKER (-)	YELLOW	At Radio Harness Or Speaker	
RIGHT REAR SPEAKER (+)	DK.BLUE	At Radio Harness Or Speaker	
RIGHT REAR SPEAKER (-)	LT.BLUE	At Radio Harness Or Speaker	
FRONT SPEAKERS SIZE	REAR SPEAKERS SIZE	AMP LOCATION	NOTES
3.5"	6x9"		
RADIO DASH KIT OPTIONS		RADIO WIRE HARNESS OPTIONS	ANTENNA ADAPTER OPTIONS
METRA 99-4544, SCOSCHE GM1508B		METRA 70-1858, SCOSCHE GM02	METRA 40-GM10, SCOSCHE MDA-1B
Please verify all part numbers before ordering.			

Remote starter and security installations should be attempted by experienced security installers only. Information contained is accurate to the best of our knowledge and experience. Information contained is without any representation of warranty. It is the installer's responsibility to test and confirm all circuits with a digital multi-meter. Proper installation remains the responsibility of the installer. CarAlarmPros assumes no liability or responsibility resulting from an improper installation, even in reliance with the information contained in this guide.

### ALARM REMOTE START WIRING

WIRE	COLOR	LOCATION
12V CONSTANT WIRE	RED	Ignition harness
STARTER WIRE	YELLOW	Ignition harness
IGNITION WIRE	PINK	Ignition harness
ACCESSORY WIRE	ORANGE	Ignition Harness
POWER DOOR LOCK	LT. BLUE	Harness In Driver's Kick Panel
<b>Notes:</b> Lock is 5-wire reverse polarity		
POWER DOOR UNLOCK	BLACK	Harness In Driver's Kick Panel
<b>Notes:</b> Unlock is 5-wire reverse polarity.		
PARKING LIGHTS (+)	BROWN	Headlight switch or lock in driver kick
DRIVER DOOR TRIGGER (-)	LT.GREEN/BLACK	Harness In Driver's Kick Panel
PASSENGER DOOR TRIGGER (-)	LT.BLUE	Passenger Kick Panel
DOME LIGHT SUPERVISION (-)	WHITE	Courtesy Light Under Dash
TRUNK TRIGGER (-)	BLACK /ORANGE	Harness In Driver's Kick Panel
TRUNK RELEASE (+)	BROWN	At Trunk Release Switch
TACHOMETER	WHITE or PURPLE/WHITE	Engine Control Module Behind Glove Box
BRAKE WIRE (+)	WHITE	At Brake Pedal Switch
HORN TRIGGER (-)	BLACK	Harness At Steering column
LEFT FRONT WINDOW UP	DARK BLUE	At Motor Inside Driver's Door
LEFT FRONT WINDOW DOWN	BROWN	At Motor Inside Driver's Door
RIGHT FRONT WINDOW UP	BLUE/WHITE	Harness In Driver's Kick Panel From Driver Door
RIGHT FRONT WINDOW DOWN	TAN	Harness In Driver's Kick Panel From Driver Door
LEFT REAR WINDOW UP	DARK GREEN	Harness In Driver's Kick Panel From Driver Door
LEFT REAR WINDOW DOWN	PURPLE	Harness In Driver's Kick Panel From Driver Door
RIGHT REAR WINDOW UP	LIGHT GREEN	Harness In Driver's Kick Panel From Driver Door
RIGHT REAR WINDOW DOWN	PURPLE/WHITE	Harness In Driver's Kick Panel From Driver Door

INTERFACE	PART NUMBER	NOTES
None required	N/A	N/A
Please verify all part numbers before ordering.		

Remote starter and security installations should be attempted by experienced security installers only. Information contained is accurate to the best of our knowledge and experience. Information contained is without any representation of warranty. It is the installer's responsibility to test and confirm all circuits with a digital multi-meter. Proper installation remains the responsibility of the installer. CarAlarmPros assumes no liability or responsibility resulting from an improper installation, even in reliance with the information contained in this guide.

AUDIO WIRING			
WIRE	COLOR	LOCATION	NOTES
RADIO 12V	ORANGE	At Radio Harness	
12V SWITCHED	YELLOW	At Radio Harness	
RADIO GROUND	BLACK	At Radio Harness	
ILLUMINATION (+)	GRAY	At Radio Harness	
LEFT FRONT SPEAKER (+)	TAN	At Radio Harness Or Speaker	
LEFT FRONT SPEAKER (-)	GRAY	At Radio Harness Or Speaker	
RIGHT FRONT SPEAKER (+)	LT.GREEN	At Radio Harness Or Speaker	
RIGHT FRONT SPEAKER (-)	DK.GREEN	At Radio Harness Or Speaker	
LEFT REAR SPEAKER (+)	BROWN	At Radio Harness Or Speaker	
LEFT REAR SPEAKER (-)	YELLOW	At Radio Harness Or Speaker	
RIGHT REAR SPEAKER (+)	DK.BLUE	At Radio Harness Or Speaker	
RIGHT REAR SPEAKER (-)	LT.BLUE	At Radio Harness Or Speaker	
FRONT SPEAKERS SIZE	REAR SPEAKERS SIZE	AMP LOCATION	NOTES
3.5"	6x9"		
RADIO DASH KIT OPTIONS		RADIO WIRE HARNESS OPTIONS	ANTENNA ADAPTER OPTIONS
METRA 99-4544, SCOSCHE GM1508B		METRA 70-1858, SCOSCHE GM02	METRA 40-GM10, SCOSCHE MDA-1B
Please verify all part numbers before ordering.			





### ALARM REMOTE START WIRING

WIRE	COLOR	LOCATION
12V CONSTANT WIRE	RED	Ignition harness
STARTER WIRE	YELLOW	Ignition harness
IGNITION WIRE	PINK	Ignition harness
SECOND IGNITION WIRE	WHITE	Ignition harness
ACCESSORY WIRE	ORANGE	Ignition harness
POWER DOOR LOCK (5-wire)	LT. BLUE	Harness In Driver's Kick Panel
POWER DOOR UNLOCK (5-wire)	WHITE	Harness In Driver's Kick Panel
PARKING LIGHTS (+)	BROWN	Harness In Driver's Kick Panel Running To Vehicle's Rear
DRIVER DOOR TRIGGER (-)	LT.GREEN/BLACK	Harness In Driver's Kick Panel
PASSENGER DOOR TRIGGER (-)	LT.BLUE	Passenger Kick Panel
TRUNK TRIGGER (-)	BLACK	At Light In Trunk
TRUNK RELEASE (+)	BLACK/WHITE	OEM Keyless Module In Left Rear Of Trunk
TACHOMETER	2.2L models: WHITE or ORANGE	Engine Harness Next To Battery Below Radiator Hose
TACHOMETER	2.3L models: PURPLE/WHITE	Engine Harness Next To Battery Below Radiator Hose
BRAKE WIRE (+)	WHITE	At Brake Pedal Switch
HORN TRIGGER (-)	BLACK	Harness At Steering Column
LEFT FRONT WINDOW UP	DARK BLUE	At Motor Inside Driver's Door
LEFT FRONT WINDOW DOWN	BROWN	At Motor Inside Driver's Door
RIGHT FRONT WINDOW UP	LIGHT BLUE	Harness In Driver's Kick Panel From Driver Door
RIGHT FRONT WINDOW DOWN	TAN	Harness In Driver's Kick Panel From Driver Door
LEFT REAR WINDOW UP	DARK GREEN	Harness In Driver's Kick Panel From Driver Door
LEFT REAR WINDOW DOWN	PURPLE	Harness In Driver's Kick Panel From Driver Door
RIGHT REAR WINDOW UP	LIGHT GREEN	Harness In Driver's Kick Panel From Driver Door
RIGHT REAR WINDOW DOWN	PURPLE	Harness In Driver's Kick Panel From Driver Door

INTERFACE	PART NUMBER	NOTES
Passlock I Bypass Module	DEI 556LW or DEI 555LW	Required when installing a remote start system. Refer to TechDoc 3740

Please verify all part numbers before ordering.

### ADDITIONAL NOTES



Remote starter and security installations should be attempted by experienced security installers only. Information contained is accurate to the best of our knowledge and experience. Information contained is without any representation of warranty. It is the installer's responsibility to test and confirm all circuits with a digital multi-meter. Proper installation remains the responsibility of the installer. CarAlarmPros assumes no liability or responsibility resulting from an improper installation, even in reliance with the information contained in this guide.

AUDIO WIRING			
WIRE	COLOR	LOCATION	NOTES
RADIO 12V	ORANGE	At Radio Harness	
12V SWITCHED	YELLOW	At Radio Harness	
RADIO GROUND	BLACK	At Radio Harness	
ILLUMINATION (+)	GRAY	At Radio Harness	
LEFT FRONT SPEAKER (+)	TAN	At Radio Harness Or Speaker	
LEFT FRONT SPEAKER (-)	GRAY	At Radio Harness Or Speaker	
RIGHT FRONT SPEAKER (+)	LT.GREEN	At Radio Harness Or Speaker	
RIGHT FRONT SPEAKER (-)	DK.GREEN	At Radio Harness Or Speaker	
LEFT REAR SPEAKER (+)	BROWN	At Radio Harness Or Speaker	
LEFT REAR SPEAKER (-)	YELLOW	At Radio Harness Or Speaker	
RIGHT REAR SPEAKER (+)	DK.BLUE	At Radio Harness Or Speaker	
RIGHT REAR SPEAKER (-)	LT.BLUE	At Radio Harness Or Speaker	

FRONT SPEAKERS SIZE	REAR SPEAKERS SIZE	AMP LOCATION	NOTES
4x6"	6x9"		

RADIO DASH KIT OPTIONS	RADIO WIRE HARNESS OPTIONS	ANTENNA ADAPTER OPTIONS
METRA 99-4000, SCOSCHE GM1588B	METRA 70-1858, SCOSCHE GM02	METRA 40-GM10, SCOSCHE MDA-1B

Please verify all part numbers before ordering.


### ALARM REMOTE START WIRING

WIRE	COLOR	LOCATION
12V CONSTANT WIRE	RED	Ignition harness
STARTER WIRE	YELLOW	Ignition harness
IGNITION WIRE	PINK	Ignition harness
SECOND IGNITION WIRE	WHITE	Ignition harness
ACCESSORY WIRE	ORANGE	Ignition harness
POWER DOOR LOCK (+)	LT. BLUE	Harness In Driver's Kick Panel
<b>Notes:</b> Models without OEM keyless are 5-wire reverse polarity		
POWER DOOR UNLOCK (+)	WHITE	Harness In Driver's Kick Panel
<b>Notes:</b> Models without OEM keyless are 5-wire reverse polarity		
PARKING LIGHTS (+)	BROWN	Harness In Driver's Kick Panel Running To Vehicle's Rear
DRIVER DOOR TRIGGER (-)	LT.GREEN/BLACK	Harness In Driver's Kick Panel
PASSENGER DOOR TRIGGER (-)	LT.BLUE	Passenger Kick Panel
TRUNK TRIGGER (-)	BLACK	At Light In Trunk
TRUNK RELEASE (+)	BLACK/WHITE	OEM Keyless Module In Left Rear Of Trunk
TACHOMETER	WHITE or ORANGE	Engine Harness Next To Battery Below Radiator Hose
<b>Notes:</b> Tach whre color on 2.3L models is PURPLE/WHITE		
BRAKE WIRE (+)	WHITE	At Brake Pedal Switch
HORN TRIGGER (-)	BLACK	Harness At Steering Column
LEFT FRONT WINDOW UP	DARK BLUE	At Motor Inside Driver's Door
LEFT FRONT WINDOW DOWN	BROWN	At Motor Inside Driver's Door
RIGHT FRONT WINDOW UP	LIGHT BLUE	Harness In Driver's Kick Panel From Driver Door
RIGHT FRONT WINDOW DOWN	TAN	Harness In Driver's Kick Panel From Driver Door
LEFT REAR WINDOW UP	DARK GREEN	Harness In Driver's Kick Panel From Driver Door
LEFT REAR WINDOW DOWN	PURPLE	Harness In Driver's Kick Panel From Driver Door
RIGHT REAR WINDOW UP	LIGHT GREEN	Harness In Driver's Kick Panel From Driver Door
RIGHT REAR WINDOW DOWN	PURPLE	Harness In Driver's Kick Panel From Driver Door

INTERFACE	PART NUMBER	NOTES
Passlock I Bypass Module	DEI 556LW or DEI 555LW	Required when installing a remote start system. Refer to TechDoc 3740

Please verify all part numbers before ordering.

### ADDITIONAL NOTES



Remote starter and security installations should be attempted by experienced security installers only. Information contained is accurate to the best of our knowledge and experience. Information contained is without any representation of warranty. It is the installer's responsibility to test and confirm all circuits with a digital multi-meter. Proper installation remains the responsibility of the installer. CarAlarmPros assumes no liability or responsibility resulting from an improper installation, even in reliance with the information contained in this guide.

AUDIO WIRING			
WIRE	COLOR	LOCATION	NOTES
RADIO 12V	ORANGE	At Radio Harness	
12V SWITCHED	YELLOW	At Radio Harness	
RADIO GROUND	BLACK	At Radio Harness	
ILLUMINATION (+)	GRAY	At Radio Harness	
LEFT FRONT SPEAKER (+)	TAN	At Radio Harness Or Speaker	
LEFT FRONT SPEAKER (-)	GRAY	At Radio Harness Or Speaker	
RIGHT FRONT SPEAKER (+)	LT.GREEN	At Radio Harness Or Speaker	
RIGHT FRONT SPEAKER (-)	DK.GREEN	At Radio Harness Or Speaker	
LEFT REAR SPEAKER (+)	BROWN	At Radio Harness Or Speaker	
LEFT REAR SPEAKER (-)	YELLOW	At Radio Harness Or Speaker	
RIGHT REAR SPEAKER (+)	DK.BLUE	At Radio Harness Or Speaker	
RIGHT REAR SPEAKER (-)	LT.BLUE	At Radio Harness Or Speaker	
FRONT SPEAKERS SIZE	REAR SPEAKERS SIZE	AMP LOCATION	NOTES
4x6"	6x9"		
RADIO DASH KIT OPTIONS		RADIO WIRE HARNESS OPTIONS	ANTENNA ADAPTER OPTIONS
METRA 99-4000, SCOSCHE GM1588B		METRA 70-1858, SCOSCHE GM02	METRA 40-GM10, SCOSCHE MDA-1B
Please verify all part numbers before ordering.			

Remote starter and security installations should be attempted by experienced security installers only. Information contained is accurate to the best of our knowledge and experience. Information contained is without any representation of warranty. It is the installer's responsibility to test and confirm all circuits with a digital multi-meter. Proper installation remains the responsibility of the installer. CarAlarmPros assumes no liability or responsibility resulting from an improper installation, even in reliance with the information contained in this guide.



### ALARM REMOTE START WIRING

WIRE	COLOR	LOCATION
12V CONSTANT WIRE	RED	Ignition harness
STARTER WIRE	YELLOW	Ignition harness
IGNITION WIRE	PINK	Ignition harness
SECOND IGNITION WIRE	WHITE	Ignition harness
ACCESSORY WIRE	ORANGE	Ignition harness
POWER DOOR LOCK (+)	LT. BLUE	Harness In Driver's Kick Panel
<b>Notes:</b> Models without OEM keyless are 5-wire reverse polarity		
POWER DOOR UNLOCK (+)	WHITE	Harness In Driver's Kick Panel
<b>Notes:</b> Models without OEM keyless are 5-wire reverse polarity		
PARKING LIGHTS (+)	BROWN	Harness In Driver's Kick Panel Running To Vehicle's Rear
DRIVER DOOR TRIGGER (-)	LT.GREEN/BLACK	Harness In Driver's Kick Panel
PASSENGER DOOR TRIGGER (-)	LT.BLUE	Passenger Kick Panel
TRUNK TRIGGER (-)	BLACK	At Light In Trunk
TRUNK RELEASE (+)	BLACK/WHITE	OEM Keyless Module In Left Rear Of Trunk
TACHOMETER	WHITE or ORANGE	Engine Harness Next To Battery Below Radiator Hose
<b>Notes:</b> Tach whre color on 2.3L models is PURPLE/WHITE		
BRAKE WIRE (+)	WHITE	At Brake Pedal Switch
HORN TRIGGER (-)	BLACK	Harness At Steering Column
LEFT FRONT WINDOW UP	DARK BLUE	At Motor Inside Driver's Door
LEFT FRONT WINDOW DOWN	BROWN	At Motor Inside Driver's Door
RIGHT FRONT WINDOW UP	LIGHT BLUE	Harness In Driver's Kick Panel From Driver Door
RIGHT FRONT WINDOW DOWN	TAN	Harness In Driver's Kick Panel From Driver Door
LEFT REAR WINDOW UP	DARK GREEN	Harness In Driver's Kick Panel From Driver Door
LEFT REAR WINDOW DOWN	PURPLE	Harness In Driver's Kick Panel From Driver Door
RIGHT REAR WINDOW UP	LIGHT GREEN	Harness In Driver's Kick Panel From Driver Door
RIGHT REAR WINDOW DOWN	PURPLE	Harness In Driver's Kick Panel From Driver Door

INTERFACE	PART NUMBER	NOTES
Passlock I Bypass Module	DEI 556LW or DEI 555LW	Required when installing a remote start system. Refer to TechDoc 3740

Please verify all part numbers before ordering.

### ADDITIONAL NOTES



Remote starter and security installations should be attempted by experienced security installers only. Information contained is accurate to the best of our knowledge and experience. Information contained is without any representation of warranty. It is the installer's responsibility to test and confirm all circuits with a digital multi-meter. Proper installation remains the responsibility of the installer. CarAlarmPros assumes no liability or responsibility resulting from an improper installation, even in reliance with the information contained in this guide.

AUDIO WIRING			
WIRE	COLOR	LOCATION	NOTES
RADIO 12V	ORANGE	At Radio Harness	
12V SWITCHED	YELLOW	At Radio Harness	
RADIO GROUND	BLACK	At Radio Harness	
ILLUMINATION (+)	GRAY	At Radio Harness	
LEFT FRONT SPEAKER (+)	TAN	At Radio Harness Or Speaker	
LEFT FRONT SPEAKER (-)	GRAY	At Radio Harness Or Speaker	
RIGHT FRONT SPEAKER (+)	LT.GREEN	At Radio Harness Or Speaker	
RIGHT FRONT SPEAKER (-)	DK.GREEN	At Radio Harness Or Speaker	
LEFT REAR SPEAKER (+)	BROWN	At Radio Harness Or Speaker	
LEFT REAR SPEAKER (-)	YELLOW	At Radio Harness Or Speaker	
RIGHT REAR SPEAKER (+)	DK.BLUE	At Radio Harness Or Speaker	
RIGHT REAR SPEAKER (-)	LT.BLUE	At Radio Harness Or Speaker	
FRONT SPEAKERS SIZE	REAR SPEAKERS SIZE	AMP LOCATION	NOTES
4x6"	6x9"		
RADIO DASH KIT OPTIONS		RADIO WIRE HARNESS OPTIONS	ANTENNA ADAPTER OPTIONS
METRA 99-4000, SCOSCHE GM1588B		METRA 70-1858, SCOSCHE GM02	METRA 40-GM10, SCOSCHE MDA-1B
Please verify all part numbers before ordering.			




Remote starter and security installations should be attempted by experienced security installers only. Information contained is accurate to the best of our knowledge and experience. Information contained is without any representation of warranty. It is the installer's responsibility to test and confirm all circuits with a digital multi-meter. Proper installation remains the responsibility of the installer. CarAlarmPros assumes no liability or responsibility resulting from an improper installation, even in reliance with the information contained in this guide.

### ALARM REMOTE START WIRING

WIRE	COLOR	LOCATION
12V CONSTANT WIRE	RED	Ignition harness
STARTER WIRE	YELLOW	Ignition harness
IGNITION WIRE	PINK	Ignition harness
SECOND IGNITION WIRE	WHITE	Ignition harness
ACCESSORY WIRE	ORANGE	Ignition harness
POWER DOOR LOCK (+)	LT. BLUE	Harness In Driver's Kick Panel
<b>Notes:</b> Models without OEM keyless are 5-wire reverse polarity		
POWER DOOR UNLOCK (+)	WHITE	Harness In Driver's Kick Panel
<b>Notes:</b> Models without OEM keyless are 5-wire reverse polarity		
PARKING LIGHTS (+)	BROWN	Harness In Driver's Kick Panel Running To Vehicle's Rear
DRIVER DOOR TRIGGER (-)	LT.GREEN/BLACK	Harness In Driver's Kick Panel
PASSENGER DOOR TRIGGER (-)	LT.BLUE	Passenger Kick Panel
TRUNK TRIGGER (-)	BLACK	At Light In Trunk
TRUNK RELEASE (+)	BLACK/WHITE	OEM Keyless Module In Left Rear Of Trunk
TACHOMETER	WHITE or ORANGE	Engine Harness Next To Battery Below Radiator Hose
<b>Notes:</b> Tach whre color on 2.3L models is PURPLE/WHITE		
BRAKE WIRE (+)	WHITE	At Brake Pedal Switch
HORN TRIGGER (-)	BLACK	Harness At Steering Column
LEFT FRONT WINDOW UP	DARK BLUE	At Motor Inside Driver's Door
LEFT FRONT WINDOW DOWN	BROWN	At Motor Inside Driver's Door
RIGHT FRONT WINDOW UP	LIGHT BLUE	Harness In Driver's Kick Panel From Driver Door
RIGHT FRONT WINDOW DOWN	TAN	Harness In Driver's Kick Panel From Driver Door
LEFT REAR WINDOW UP	DARK GREEN	Harness In Driver's Kick Panel From Driver Door
LEFT REAR WINDOW DOWN	PURPLE	Harness In Driver's Kick Panel From Driver Door
RIGHT REAR WINDOW UP	LIGHT GREEN	Harness In Driver's Kick Panel From Driver Door
RIGHT REAR WINDOW DOWN	PURPLE	Harness In Driver's Kick Panel From Driver Door

INTERFACE	PART NUMBER	NOTES
Passlock I Bypass Module	DEI 556LW or DEI 555LW	Required when installing a remote start system. Refer to TechDoc 3740
Please verify all part numbers before ordering.		

### ADDITIONAL NOTES



Remote starter and security installations should be attempted by experienced security installers only. Information contained is accurate to the best of our knowledge and experience. Information contained is without any representation of warranty. It is the installer's responsibility to test and confirm all circuits with a digital multi-meter. Proper installation remains the responsibility of the installer. CarAlarmPros assumes no liability or responsibility resulting from an improper installation, even in reliance with the information contained in this guide.

AUDIO WIRING			
WIRE	COLOR	LOCATION	NOTES
RADIO 12V	ORANGE	At Radio Harness	
12V SWITCHED	YELLOW	At Radio Harness	
RADIO GROUND	BLACK	At Radio Harness	
ILLUMINATION (+)	GRAY	At Radio Harness	
LEFT FRONT SPEAKER (+)	TAN	At Radio Harness Or Speaker	
LEFT FRONT SPEAKER (-)	GRAY	At Radio Harness Or Speaker	
RIGHT FRONT SPEAKER (+)	LT.GREEN	At Radio Harness Or Speaker	
RIGHT FRONT SPEAKER (-)	DK.GREEN	At Radio Harness Or Speaker	
LEFT REAR SPEAKER (+)	BROWN	At Radio Harness Or Speaker	
LEFT REAR SPEAKER (-)	YELLOW	At Radio Harness Or Speaker	
RIGHT REAR SPEAKER (+)	DK.BLUE	At Radio Harness Or Speaker	
RIGHT REAR SPEAKER (-)	LT.BLUE	At Radio Harness Or Speaker	
FRONT SPEAKERS SIZE	REAR SPEAKERS SIZE	AMP LOCATION	NOTES
4x6"	6x9"		
RADIO DASH KIT OPTIONS		RADIO WIRE HARNESS OPTIONS	ANTENNA ADAPTER OPTIONS
METRA 99-4000, SCOSCHE GM1588B		METRA 70-1858, SCOSCHE GM02	METRA 40-GM10, SCOSCHE MDA-1B
Please verify all part numbers before ordering.			



Remote starter and security installations should be attempted by experienced security installers only. Information contained is accurate to the best of our knowledge and experience. Information contained is without any representation of warranty. It is the installer's responsibility to test and confirm all circuits with a digital multi-meter. Proper installation remains the responsibility of the installer. CarAlarmPros assumes no liability or responsibility resulting from an improper installation, even in reliance with the information contained in this guide.

### ALARM REMOTE START WIRING

WIRE	COLOR	LOCATION
12V CONSTANT WIRE	RED	Ignition harness
STARTER WIRE	YELLOW	Ignition harness
IGNITION WIRE	PINK	Ignition harness
SECOND IGNITION WIRE	WHITE	Ignition harness
ACCESSORY WIRE	ORANGE	Ignition harness
POWER DOOR LOCK (+)	LT. BLUE	Harness In Driver's Kick Panel
<b>Notes:</b> Models without OEM keyless are 5-wire reverse polarity		
POWER DOOR UNLOCK (+)	WHITE	Harness In Driver's Kick Panel
<b>Notes:</b> Models without OEM keyless are 5-wire reverse polarity		
PARKING LIGHTS (+)	BROWN	Harness In Driver's Kick Panel Running To Vehicle's Rear
DRIVER DOOR TRIGGER (-)	LT.GREEN/BLACK	Harness In Driver's Kick Panel
PASSENGER DOOR TRIGGER (-)	LT.BLUE	Passenger Kick Panel
TRUNK TRIGGER (-)	BLACK	At Light In Trunk
TRUNK RELEASE (+)	BLACK/WHITE	OEM Keyless Module In Left Rear Of Trunk
TACHOMETER	WHITE or ORANGE	Engine Harness Next To Battery Below Radiator Hose
<b>Notes:</b> Tach whre color on 2.3L models is PURPLE/WHITE		
BRAKE WIRE (+)	WHITE	At Brake Pedal Switch
HORN TRIGGER (-)	BLACK	Harness At Steering Column
LEFT FRONT WINDOW UP	DARK BLUE	At Motor Inside Driver's Door
LEFT FRONT WINDOW DOWN	BROWN	At Motor Inside Driver's Door
RIGHT FRONT WINDOW UP	LIGHT BLUE	Harness In Driver's Kick Panel From Driver Door
RIGHT FRONT WINDOW DOWN	TAN	Harness In Driver's Kick Panel From Driver Door
LEFT REAR WINDOW UP	DARK GREEN	Harness In Driver's Kick Panel From Driver Door
LEFT REAR WINDOW DOWN	PURPLE	Harness In Driver's Kick Panel From Driver Door
RIGHT REAR WINDOW UP	LIGHT GREEN	Harness In Driver's Kick Panel From Driver Door
RIGHT REAR WINDOW DOWN	PURPLE	Harness In Driver's Kick Panel From Driver Door

INTERFACE	PART NUMBER	NOTES
Passlock I Bypass Module	DEI 556LW or DEI 555LW	Required when installing a remote start system. Refer to TechDoc 3740
Please verify all part numbers before ordering.		

### ADDITIONAL NOTES



Remote starter and security installations should be attempted by experienced security installers only. Information contained is accurate to the best of our knowledge and experience. Information contained is without any representation of warranty. It is the installer's responsibility to test and confirm all circuits with a digital multi-meter. Proper installation remains the responsibility of the installer. CarAlarmPros assumes no liability or responsibility resulting from an improper installation, even in reliance with the information contained in this guide.



AUDIO WIRING			
WIRE	COLOR	LOCATION	NOTES
RADIO 12V	ORANGE	At Radio Harness	
12V SWITCHED	YELLOW	At Radio Harness	
RADIO GROUND	BLACK	At Radio Harness	
ILLUMINATION (+)	GRAY	At Radio Harness	
LEFT FRONT SPEAKER (+)	TAN	At Radio Harness Or Speaker	
LEFT FRONT SPEAKER (-)	GRAY	At Radio Harness Or Speaker	
RIGHT FRONT SPEAKER (+)	LT.GREEN	At Radio Harness Or Speaker	
RIGHT FRONT SPEAKER (-)	DK.GREEN	At Radio Harness Or Speaker	
LEFT REAR SPEAKER (+)	BROWN	At Radio Harness Or Speaker	
LEFT REAR SPEAKER (-)	YELLOW	At Radio Harness Or Speaker	
RIGHT REAR SPEAKER (+)	DK.BLUE	At Radio Harness Or Speaker	
RIGHT REAR SPEAKER (-)	LT.BLUE	At Radio Harness Or Speaker	
FRONT SPEAKERS SIZE	REAR SPEAKERS SIZE	AMP LOCATION	NOTES
4x6"	6x9"		
RADIO DASH KIT OPTIONS		RADIO WIRE HARNESS OPTIONS	ANTENNA ADAPTER OPTIONS
METRA 99-4000, SCOSCHE GM1588B		METRA 70-1858, SCOSCHE GM02	METRA 40-GM10, SCOSCHE MDA-1B
Please verify all part numbers before ordering.			

### ALARM REMOTE START WIRING

WIRE	COLOR	LOCATION
12V CONSTANT WIRE	RED	Ignition harness
STARTER WIRE	YELLOW	Ignition harness
IGNITION WIRE	PINK	Ignition harness
SECOND IGNITION WIRE	WHITE	Ignition harness
ACCESSORY WIRE	ORANGE	Ignition harness
POWER DOOR LOCK (+)	LT. BLUE	Harness In Driver's Kick Panel
<b>Notes:</b> Models without OEM keyless are 5-wire reverse polarity		
POWER DOOR UNLOCK (+)	WHITE	Harness In Driver's Kick Panel
<b>Notes:</b> Models without OEM keyless are 5-wire reverse polarity		
PARKING LIGHTS (+)	BROWN	Harness In Driver's Kick Panel Running To Vehicle's Rear
DRIVER DOOR TRIGGER (-)	LT.GREEN/BLACK	Harness In Driver's Kick Panel
PASSENGER DOOR TRIGGER (-)	LT.BLUE	Passenger Kick Panel
TRUNK TRIGGER (-)	BLACK	At Light In Trunk
TRUNK RELEASE (+)	BLACK/WHITE	OEM Keyless Module In Left Rear Of Trunk
TACHOMETER	WHITE or ORANGE	Engine Harness Next To Battery Below Radiator Hose
<b>Notes:</b> Tach whre color on 2.3L models is PURPLE/WHITE		
BRAKE WIRE (+)	WHITE	At Brake Pedal Switch
HORN TRIGGER (-)	BLACK	Harness At Steering Column
LEFT FRONT WINDOW UP	DARK BLUE	At Motor Inside Driver's Door
LEFT FRONT WINDOW DOWN	BROWN	At Motor Inside Driver's Door
RIGHT FRONT WINDOW UP	LIGHT BLUE	Harness In Driver's Kick Panel From Driver Door
RIGHT FRONT WINDOW DOWN	TAN	Harness In Driver's Kick Panel From Driver Door
LEFT REAR WINDOW UP	DARK GREEN	Harness In Driver's Kick Panel From Driver Door
LEFT REAR WINDOW DOWN	PURPLE	Harness In Driver's Kick Panel From Driver Door
RIGHT REAR WINDOW UP	LIGHT GREEN	Harness In Driver's Kick Panel From Driver Door
RIGHT REAR WINDOW DOWN	PURPLE	Harness In Driver's Kick Panel From Driver Door

INTERFACE	PART NUMBER	NOTES
Passlock II Bypass Module	DEI 556LW or DEI 555LW	Required when installing a remote start system. Refer to TechDoc 3741.
Please verify all part numbers before ordering.		

### ADDITIONAL NOTES



Remote starter and security installations should be attempted by experienced security installers only. Information contained is accurate to the best of our knowledge and experience. Information contained is without any representation of warranty. It is the installer's responsibility to test and confirm all circuits with a digital multi-meter. Proper installation remains the responsibility of the installer. CarAlarmPros assumes no liability or responsibility resulting from an improper installation, even in reliance with the information contained in this guide.




AUDIO WIRING			
WIRE	COLOR	LOCATION	NOTES
RADIO 12V	ORANGE	At Radio Harness	
12V SWITCHED			The radio harness does not provide a switched power source
RADIO GROUND	BLACK	At Radio Harness	
ILLUMINATION (+)	GRAY	At Radio Harness	
LEFT FRONT SPEAKER (+)	TAN	At Radio Harness Or Speaker	
LEFT FRONT SPEAKER (-)	GRAY	At Radio Harness Or Speaker	
RIGHT FRONT SPEAKER (+)	LT.GREEN	At Radio Harness Or Speaker	
RIGHT FRONT SPEAKER (-)	DK.GREEN	At Radio Harness Or Speaker	
LEFT REAR SPEAKER (+)	BROWN	At Radio Harness Or Speaker	
LEFT REAR SPEAKER (-)	YELLOW	At Radio Harness Or Speaker	
RIGHT REAR SPEAKER (+)	DK.BLUE	At Radio Harness Or Speaker	
RIGHT REAR SPEAKER (-)	LT.BLUE	At Radio Harness Or Speaker	
FRONT SPEAKERS SIZE	REAR SPEAKERS SIZE	AMP LOCATION	NOTES
4x6"	6x9"		
RADIO DASH KIT OPTIONS		RADIO WIRE HARNESS OPTIONS	ANTENNA ADAPTER OPTIONS
METRA 99-2003 SCOSCHE GMT1583B		METRA GMOS-01, SCOSCHE DCGM09	METRA 40-GM10, SCOSCHE MDA-1B
Notes: Use METRA GMRC-01 for wiring harness if not equipped with OnStar			
Please verify all part numbers before ordering.			

### ALARM REMOTE START WIRING

WIRE	COLOR	LOCATION
12V CONSTANT WIRE	RED	Ignition harness
STARTER WIRE	YELLOW	Ignition harness
IGNITION WIRE	PINK	Ignition harness
SECOND IGNITION WIRE	WHITE	Ignition harness
ACCESSORY WIRE	ORANGE	Ignition harness
POWER DOOR LOCK (+)	LT. BLUE	Harness In Driver's Kick Panel
<b>Notes:</b> Models without OEM keyless are 5-wire reverse polarity		
POWER DOOR UNLOCK (+)	WHITE	Harness In Driver's Kick Panel
<b>Notes:</b> Models without OEM keyless are 5-wire reverse polarity		
PARKING LIGHTS (+)	BROWN	Harness In Driver's Kick Panel Running To Vehicle's Rear
DRIVER DOOR TRIGGER (-)	LT.GREEN/BLACK	Harness In Driver's Kick Panel
PASSENGER DOOR TRIGGER (-)	LT.BLUE	Passenger Kick Panel
TRUNK TRIGGER (-)	BLACK	At Light In Trunk
TRUNK RELEASE (+)	BLACK/WHITE	OEM Keyless Module In Left Rear Of Trunk
TACHOMETER	WHITE or ORANGE	Engine Harness Next To Battery Below Radiator Hose
<b>Notes:</b> Tach whre color on 2.3L models is PURPLE/WHITE		
BRAKE WIRE (+)	WHITE	At Brake Pedal Switch
HORN TRIGGER (-)	BLACK	Harness At Steering Column
LEFT FRONT WINDOW UP	DARK BLUE	At Motor Inside Driver's Door
LEFT FRONT WINDOW DOWN	BROWN	At Motor Inside Driver's Door
RIGHT FRONT WINDOW UP	LIGHT BLUE	Harness In Driver's Kick Panel From Driver Door
RIGHT FRONT WINDOW DOWN	TAN	Harness In Driver's Kick Panel From Driver Door
LEFT REAR WINDOW UP	DARK GREEN	Harness In Driver's Kick Panel From Driver Door
LEFT REAR WINDOW DOWN	PURPLE	Harness In Driver's Kick Panel From Driver Door
RIGHT REAR WINDOW UP	LIGHT GREEN	Harness In Driver's Kick Panel From Driver Door
RIGHT REAR WINDOW DOWN	PURPLE	Harness In Driver's Kick Panel From Driver Door

INTERFACE	PART NUMBER	NOTES
Passlock II Bypass Module	DEI 556LW or DEI 555LW	Required when installing a remote start system. Refer to TechDoc 3741.
Please verify all part numbers before ordering.		

### ADDITIONAL NOTES



Remote starter and security installations should be attempted by experienced security installers only. Information contained is accurate to the best of our knowledge and experience. Information contained is without any representation of warranty. It is the installer's responsibility to test and confirm all circuits with a digital multi-meter. Proper installation remains the responsibility of the installer. CarAlarmPros assumes no liability or responsibility resulting from an improper installation, even in reliance with the information contained in this guide.



AUDIO WIRING			
WIRE	COLOR	LOCATION	NOTES
RADIO 12V	ORANGE	At Radio Harness	
12V SWITCHED			The radio harness does not provide a switched power source
RADIO GROUND	BLACK	At Radio Harness	
ILLUMINATION (+)	GRAY	At Radio Harness	
LEFT FRONT SPEAKER (+)	TAN	At Radio Harness Or Speaker	
LEFT FRONT SPEAKER (-)	GRAY	At Radio Harness Or Speaker	
RIGHT FRONT SPEAKER (+)	LT.GREEN	At Radio Harness Or Speaker	
RIGHT FRONT SPEAKER (-)	DK.GREEN	At Radio Harness Or Speaker	
LEFT REAR SPEAKER (+)	BROWN	At Radio Harness Or Speaker	
LEFT REAR SPEAKER (-)	YELLOW	At Radio Harness Or Speaker	
RIGHT REAR SPEAKER (+)	DK.BLUE	At Radio Harness Or Speaker	
RIGHT REAR SPEAKER (-)	LT.BLUE	At Radio Harness Or Speaker	
FRONT SPEAKERS SIZE	REAR SPEAKERS SIZE	AMP LOCATION	NOTES
4x6"	6x9"		
RADIO DASH KIT OPTIONS		RADIO WIRE HARNESS OPTIONS	ANTENNA ADAPTER OPTIONS
METRA 99-2003 SCOSCHE GMT1583B		METRA GMOS-01, SCOSCHE DCGM09	METRA 40-GM10, SCOSCHE MDA-1B
Notes: Use METRA GMRC-01 for wiring harness if not equipped with OnStar			
Please verify all part numbers before ordering.			

### ALARM REMOTE START WIRING

WIRE	COLOR	LOCATION
12V CONSTANT WIRE	RED	Ignition harness
STARTER WIRE	YELLOW	Ignition harness
IGNITION WIRE	PINK	Ignition harness
SECOND IGNITION WIRE	WHITE	Ignition harness
ACCESSORY WIRE	ORANGE	Ignition harness
POWER DOOR LOCK (+)	LT. BLUE	Harness In Driver's Kick Panel
<b>Notes:</b> Models without OEM keyless are 5-wire reverse polarity		
POWER DOOR UNLOCK (+)	WHITE	Harness In Driver's Kick Panel
<b>Notes:</b> Models without OEM keyless are 5-wire reverse polarity		
PARKING LIGHTS (+)	BROWN	Harness In Driver's Kick Panel Running To Vehicle's Rear
DRIVER DOOR TRIGGER (-)	LT.GREEN/BLACK	Harness In Driver's Kick Panel
PASSENGER DOOR TRIGGER (-)	LT.BLUE	Passenger Kick Panel
TRUNK TRIGGER (-)	BLACK	At Light In Trunk
TRUNK RELEASE (+)	BLACK/WHITE	OEM Keyless Module In Left Rear Of Trunk
TACHOMETER	WHITE or ORANGE	Engine Harness Next To Battery Below Radiator Hose
<b>Notes:</b> Tach whre color on 2.3L models is PURPLE/WHITE		
BRAKE WIRE (+)	WHITE	At Brake Pedal Switch
HORN TRIGGER (-)	BLACK	Harness At Steering Column
LEFT FRONT WINDOW UP	DARK BLUE	At Motor Inside Driver's Door
LEFT FRONT WINDOW DOWN	BROWN	At Motor Inside Driver's Door
RIGHT FRONT WINDOW UP	LIGHT BLUE	Harness In Driver's Kick Panel From Driver Door
RIGHT FRONT WINDOW DOWN	TAN	Harness In Driver's Kick Panel From Driver Door
LEFT REAR WINDOW UP	DARK GREEN	Harness In Driver's Kick Panel From Driver Door
LEFT REAR WINDOW DOWN	PURPLE	Harness In Driver's Kick Panel From Driver Door
RIGHT REAR WINDOW UP	LIGHT GREEN	Harness In Driver's Kick Panel From Driver Door
RIGHT REAR WINDOW DOWN	PURPLE	Harness In Driver's Kick Panel From Driver Door

INTERFACE	PART NUMBER	NOTES
Passlock II Bypass Module	DEI 556LW or DEI 555LW	Required when installing a remote start system. Refer to TechDoc 3741.
Please verify all part numbers before ordering.		

### ADDITIONAL NOTES



Remote starter and security installations should be attempted by experienced security installers only. Information contained is accurate to the best of our knowledge and experience. Information contained is without any representation of warranty. It is the installer's responsibility to test and confirm all circuits with a digital multi-meter. Proper installation remains the responsibility of the installer. CarAlarmPros assumes no liability or responsibility resulting from an improper installation, even in reliance with the information contained in this guide.

AUDIO WIRING			
WIRE	COLOR	LOCATION	NOTES
RADIO 12V	ORANGE	At Radio Harness	
12V SWITCHED			The radio harness does not provide a switched power source
RADIO GROUND	BLACK	At Radio Harness	
ILLUMINATION (+)	GRAY	At Radio Harness	
LEFT FRONT SPEAKER (+)	TAN	At Radio Harness Or Speaker	
LEFT FRONT SPEAKER (-)	GRAY	At Radio Harness Or Speaker	
RIGHT FRONT SPEAKER (+)	LT.GREEN	At Radio Harness Or Speaker	
RIGHT FRONT SPEAKER (-)	DK.GREEN	At Radio Harness Or Speaker	
LEFT REAR SPEAKER (+)	BROWN	At Radio Harness Or Speaker	
LEFT REAR SPEAKER (-)	YELLOW	At Radio Harness Or Speaker	
RIGHT REAR SPEAKER (+)	DK.BLUE	At Radio Harness Or Speaker	
RIGHT REAR SPEAKER (-)	LT.BLUE	At Radio Harness Or Speaker	
FRONT SPEAKERS SIZE	REAR SPEAKERS SIZE	AMP LOCATION	NOTES
4x6"	6x9"		
RADIO DASH KIT OPTIONS		RADIO WIRE HARNESS OPTIONS	ANTENNA ADAPTER OPTIONS
METRA 99-2003 SCOSCHE GMT1583B		METRA GMOS-01, SCOSCHE DCGM09	METRA 40-GM10, SCOSCHE MDA-1B
Notes: Use METRA GMRC-01 for wiring harness if not equipped with OnStar			
Please verify all part numbers before ordering.			



### ALARM REMOTE START WIRING

WIRE	COLOR	LOCATION
12V CONSTANT WIRE	RED	Ignition harness
STARTER WIRE	YELLOW	Ignition harness
IGNITION WIRE	PINK	Ignition harness
SECOND IGNITION WIRE	WHITE	Ignition harness
ACCESSORY WIRE	ORANGE	Ignition harness
POWER DOOR LOCK (+)	LT. BLUE	Harness In Driver's Kick Panel
<b>Notes:</b> Models without OEM keyless are 5-wire reverse polarity		
POWER DOOR UNLOCK (+)	WHITE	Harness In Driver's Kick Panel
<b>Notes:</b> Models without OEM keyless are 5-wire reverse polarity		
PARKING LIGHTS (+)	BROWN	Harness In Driver's Kick Panel Running To Vehicle's Rear
DRIVER DOOR TRIGGER (-)	LT.GREEN/BLACK	Harness In Driver's Kick Panel
PASSENGER DOOR TRIGGER (-)	LT.BLUE	Passenger Kick Panel
TRUNK TRIGGER (-)	BLACK	At Light In Trunk
TRUNK RELEASE (+)	BLACK/WHITE	OEM Keyless Module In Left Rear Of Trunk
TACHOMETER	WHITE or ORANGE	Engine Harness Next To Battery Below Radiator Hose
<b>Notes:</b> Tach whre color on 2.3L models is PURPLE/WHITE		
BRAKE WIRE (+)	WHITE	At Brake Pedal Switch
HORN TRIGGER (-)	BLACK	Harness At Steering Column
LEFT FRONT WINDOW UP	DARK BLUE	At Motor Inside Driver's Door
LEFT FRONT WINDOW DOWN	BROWN	At Motor Inside Driver's Door
RIGHT FRONT WINDOW UP	LIGHT BLUE	Harness In Driver's Kick Panel From Driver Door
RIGHT FRONT WINDOW DOWN	TAN	Harness In Driver's Kick Panel From Driver Door
LEFT REAR WINDOW UP	DARK GREEN	Harness In Driver's Kick Panel From Driver Door
LEFT REAR WINDOW DOWN	PURPLE	Harness In Driver's Kick Panel From Driver Door
RIGHT REAR WINDOW UP	LIGHT GREEN	Harness In Driver's Kick Panel From Driver Door
RIGHT REAR WINDOW DOWN	PURPLE	Harness In Driver's Kick Panel From Driver Door

INTERFACE	PART NUMBER	NOTES
Passlock II Bypass Module	DEI 556LW or DEI 555LW	Required when installing a remote start system. Refer to TechDoc 3741.

Please verify all part numbers before ordering.

### ADDITIONAL NOTES



Remote starter and security installations should be attempted by experienced security installers only. Information contained is accurate to the best of our knowledge and experience. Information contained is without any representation of warranty. It is the installer's responsibility to test and confirm all circuits with a digital multi-meter. Proper installation remains the responsibility of the installer. CarAlarmPros assumes no liability or responsibility resulting from an improper installation, even in reliance with the information contained in this guide.

AUDIO WIRING			
WIRE	COLOR	LOCATION	NOTES
RADIO 12V	ORANGE	At Radio Harness	
12V SWITCHED			The radio harness does not provide a switched power source
RADIO GROUND	BLACK	At Radio Harness	
ILLUMINATION (+)	GRAY	At Radio Harness	
LEFT FRONT SPEAKER (+)	TAN	At Radio Harness Or Speaker	
LEFT FRONT SPEAKER (-)	GRAY	At Radio Harness Or Speaker	
RIGHT FRONT SPEAKER (+)	LT.GREEN	At Radio Harness Or Speaker	
RIGHT FRONT SPEAKER (-)	DK.GREEN	At Radio Harness Or Speaker	
LEFT REAR SPEAKER (+)	BROWN	At Radio Harness Or Speaker	
LEFT REAR SPEAKER (-)	YELLOW	At Radio Harness Or Speaker	
RIGHT REAR SPEAKER (+)	DK.BLUE	At Radio Harness Or Speaker	
RIGHT REAR SPEAKER (-)	LT.BLUE	At Radio Harness Or Speaker	
FRONT SPEAKERS SIZE	REAR SPEAKERS SIZE	AMP LOCATION	NOTES
4x6"	6x9"		
RADIO DASH KIT OPTIONS		RADIO WIRE HARNESS OPTIONS	ANTENNA ADAPTER OPTIONS
METRA 99-2003 SCOSCHE GMT1583B		METRA GMOS-01, SCOSCHE DCGM09	METRA 40-GM10, SCOSCHE MDA-1B
Notes: Use METRA GMRC-01 for wiring harness if not equipped with OnStar			
Please verify all part numbers before ordering.			

### ALARM REMOTE START WIRING

WIRE	COLOR	LOCATION
12V CONSTANT WIRE	RED	Ignition harness
STARTER WIRE	YELLOW	Ignition harness
IGNITION WIRE	PINK	Ignition harness
ACCESSORY WIRE	ORANGE	Ignition harness
SECOND ACCESSORY WIRE	BROWN	Ignition harness
POWER DOOR LOCK (+)	LT. BLUE	In Purple Plug At BCM Above Driver's Kick Panel
<b>Notes:</b> Door locks on models without OEM keyless entry are 5-wire reverse polarity and are found in the driver's kick panel. Test using the passenger lock switch.		
POWER DOOR UNLOCK (+)	WHITE	In Purple Plug At BCM Above Driver's Kick Panel
<b>Notes:</b> Door locks on models without OEM keyless entry are 5-wire reverse polarity and are found in the driver's kick panel. Test using the passenger lock switch.		
PARKING LIGHTS (+)	BROWN	In Blue Plug At BCM Above Driver's Kick Panel
DRIVER DOOR TRIGGER (-)	LT.GREEN/BLACK	In Purple Plug At BCM Above Driver's Kick Panel
PASSENGER DOOR TRIGGER (-)	LT.BLUE	In Purple Plug At BCM Above Driver's Kick Panel
TRUNK TRIGGER (-)	ORANGE/BLACK	In Blue Plug At BCM Above Driver's Kick Panel
TRUNK RELEASE (-)	BLACK/WHITE	In Blue Plug At BCM Above Driver's Kick Panel
FACTORY ALARM ARM	Factory remote only	
FACTORY ALARM DISARM	Factory remote only	
DISARM NO UNLOCK	With remote start	
TACHOMETER	WHITE or ORANGE	Ignition Module On Top Of Engine
BRAKE WIRE (+)	WHITE	In Blue Plug At BCM Above Driver's Kick Panel
HORN TRIGGER (-)	BLACK	In Brown Plug At BCM Above Driver's Kick Panel
LEFT FRONT WINDOW UP	DARK BLUE	At Switch
LEFT FRONT WINDOW DOWN	BROWN	At Switch
RIGHT FRONT WINDOW UP	LIGHT BLUE	At Switch
RIGHT FRONT WINDOW DOWN	TAN	At Switch
LEFT REAR WINDOW UP	DARK GREEN	At Switch
LEFT REAR WINDOW DOWN	PURPLE	At Switch
RIGHT REAR WINDOW UP	LIGHT GREEN	At Switch
RIGHT REAR WINDOW DOWN	PURPLE	At Switch

INTERFACE	PART NUMBER	NOTES
Passlock II Bypass Module	DEI 556LW or DEI 555LW	Required when installing a remote start system. Refer to TechDoc 3741.

Please verify all part numbers before ordering.

AUDIO WIRING			
WIRE	COLOR	LOCATION	NOTES
RADIO 12V	ORANGE	At Radio Harness	
12V SWITCHED			The radio harness does not provide a switched power source
RADIO GROUND	BLACK	At Radio Harness	
ILLUMINATION (+)	GRAY	At Radio Harness	
LEFT FRONT SPEAKER (+)	TAN	At Radio Harness Or Speaker	
LEFT FRONT SPEAKER (-)	GRAY	At Radio Harness Or Speaker	
RIGHT FRONT SPEAKER (+)	LT.GREEN	At Radio Harness Or Speaker	
RIGHT FRONT SPEAKER (-)	DK.GREEN	At Radio Harness Or Speaker	
LEFT REAR SPEAKER (+)	BROWN	At Radio Harness Or Speaker	
LEFT REAR SPEAKER (-)	YELLOW	At Radio Harness Or Speaker	
RIGHT REAR SPEAKER (+)	DK.BLUE	At Radio Harness Or Speaker	
RIGHT REAR SPEAKER (-)	LT.BLUE	At Radio Harness Or Speaker	
FRONT SPEAKERS SIZE	REAR SPEAKERS SIZE	AMP LOCATION	NOTES
4x6"	6x9"		
RADIO DASH KIT OPTIONS		RADIO WIRE HARNESS OPTIONS	ANTENNA ADAPTER OPTIONS
METRA 99-2003 SCOSCHE GMT1583B		METRA GMOS-01, SCOSCHE DCGM09	METRA 40-GM10, SCOSCHE MDA-1B
Notes: Use METRA GMRC-01 for wiring harness if not equipped with OnStar			
Please verify all part numbers before ordering.			

### ALARM REMOTE START WIRING

WIRE	COLOR	LOCATION
12V CONSTANT WIRE	RED	Ignition harness
STARTER WIRE	YELLOW	Ignition harness
IGNITION WIRE	PINK	Ignition harness
ACCESSORY WIRE	ORANGE	Ignition harness
SECOND ACCESSORY WIRE	BROWN	Ignition harness
POWER DOOR LOCK (+)	LT. BLUE	In Purple Plug At BCM Above Driver's Kick Panel
<b>Notes:</b> Door locks on models without OEM keyless entry are 5-wire reverse polarity and are found in the driver's kick panel. Test using the passenger lock switch.		
POWER DOOR UNLOCK (+)	WHITE	In Purple Plug At BCM Above Driver's Kick Panel
<b>Notes:</b> Door locks on models without OEM keyless entry are 5-wire reverse polarity and are found in the driver's kick panel. Test using the passenger lock switch.		
PARKING LIGHTS (+)	BROWN	In Blue Plug At BCM Above Driver's Kick Panel
DRIVER DOOR TRIGGER (-)	LT.GREEN/BLACK	In Purple Plug At BCM Above Driver's Kick Panel
PASSENGER DOOR TRIGGER (-)	LT.BLUE	In Purple Plug At BCM Above Driver's Kick Panel
TRUNK TRIGGER (-)	ORANGE/BLACK	In Blue Plug At BCM Above Driver's Kick Panel
TRUNK RELEASE (-)	BLACK/WHITE	In Blue Plug At BCM Above Driver's Kick Panel
FACTORY ALARM ARM	Factory remote only	
FACTORY ALARM DISARM	Factory remote only	
DISARM NO UNLOCK	With remote start	
TACHOMETER	WHITE or ORANGE	Ignition Module On Top Of Engine
BRAKE WIRE (+)	WHITE	In Blue Plug At BCM Above Driver's Kick Panel
HORN TRIGGER (-)	BLACK	In Brown Plug At BCM Above Driver's Kick Panel
LEFT FRONT WINDOW UP	DARK BLUE	At Switch
LEFT FRONT WINDOW DOWN	BROWN	At Switch
RIGHT FRONT WINDOW UP	LIGHT BLUE	At Switch
RIGHT FRONT WINDOW DOWN	TAN	At Switch
LEFT REAR WINDOW UP	DARK GREEN	At Switch
LEFT REAR WINDOW DOWN	PURPLE	At Switch
RIGHT REAR WINDOW UP	LIGHT GREEN	At Switch
RIGHT REAR WINDOW DOWN	PURPLE	At Switch

INTERFACE	PART NUMBER	NOTES
Passlock II Bypass Module	DEI 556LW or DEI 555LW	Required when installing a remote start system. Refer to TechDoc 3741.

Please verify all part numbers before ordering.

AUDIO WIRING			
WIRE	COLOR	LOCATION	NOTES
RADIO 12V	ORANGE	At Radio Harness	
12V SWITCHED			The radio harness does not supply a switched power source
RADIO GROUND	BLACK	At Radio Harness	
ILLUMINATION (+)	GRAY	At Radio Harness	
LEFT FRONT SPEAKER (+)	TAN	At Radio Harness Or Speaker	
LEFT FRONT SPEAKER (-)	GRAY	At Radio Harness Or Speaker	
RIGHT FRONT SPEAKER (+)	LT.GREEN	At Radio Harness Or Speaker	
RIGHT FRONT SPEAKER (-)	DK.GREEN	At Radio Harness Or Speaker	
LEFT REAR SPEAKER (+)	BROWN	At Radio Harness Or Speaker	
LEFT REAR SPEAKER (-)	YELLOW	At Radio Harness Or Speaker	
RIGHT REAR SPEAKER (+)	DK.BLUE	At Radio Harness Or Speaker	
RIGHT REAR SPEAKER (-)	LT.BLUE	At Radio Harness Or Speaker	
FRONT SPEAKERS SIZE	REAR SPEAKERS SIZE	AMP LOCATION	NOTES
4x6"	6x9"		
RADIO DASH KIT OPTIONS		RADIO WIRE HARNESS OPTIONS	ANTENNA ADAPTER OPTIONS
METRA 99-2003 SCOSCHE GMT1583B		METRA GMOS-01, SCOSCHE DCGM09	METRA 40-GM10, SCOSCHE MDA-1B
Notes: Use METRA GMRC-01 for wiring harness if not equipped with OnStar			
Please verify all part numbers before ordering.			