


ALARM REMOTE START WIRING

WIRE	COLOR	LOCATION
12V CONSTANT WIRE	RED	Ignition harness
STARTER WIRE	YELLOW	Ignition harness
IGNITION WIRE	PINK	Ignition harness
SECOND IGNITION WIRE	DK.BLUE/WHITE	Ignition harness
ACCESSORY WIRE	ORANGE	Ignition harness
SECOND ACCESSORY WIRE	PURPLE/WHITE	Ignition harness
POWER DOOR LOCK (+)	LT. BLUE	White Connector In Driver's Kick Panel
POWER DOOR UNLOCK (+)	BLACK	White Connector In Driver's Kick Panel
PARKING LIGHTS (+)	BROWN	Behind Headlight Switch
DOOR TRIGGER WIRE (-)	WHITE	Behind Headlight Switch
TRUNK RELEASE WIRE (+)	BLACK	Trunk Release switch
TACHOMETER WIRE	PURPLE/WHITE or WHITE	Ignition coil
BRAKE WIRE (+)	WHITE	In Ribbon Cable Leading To Large Black Connector Right Of Steering Column
HORN TRIGGER (-)	BLACK	In Ribbon Cable Leading To Large Black Connector Right Of Steering Column
LEFT FRONT WINDOW UP	DARK BLUE	At Motor Inside Driver's Door
LEFT FRONT WINDOW DOWN	BROWN	At Motor Inside Driver's Door
RIGHT FRONT WINDOW UP	BLUE/WHITE	Harness In Driver's Kick Panel From Driver Door
RIGHT FRONT WINDOW DOWN	TAN	Harness In Driver's Kick Panel From Driver Door
LEFT REAR WINDOW UP	DARK GREEN	Harness In Driver's Kick Panel From Driver Door
LEFT REAR WINDOW DOWN	PURPLE	Harness In Driver's Kick Panel From Driver Door
RIGHT REAR WINDOW UP	LIGHT GREEN	Harness In Driver's Kick Panel From Driver Door
RIGHT REAR WINDOW DOWN	PURPLE/WHITE	Harness In Driver's Kick Panel From Driver Door

INTERFACE	PART NUMBER	NOTES
VATS Bypass	Relay and resistor (Resistor value varies.) DEI 652T resistor pack contains all possible resistors. Refer to TechDoc 3739	Required when installing a remote start system

Please verify all part numbers before ordering.

ADDITIONAL NOTES



AUDIO WIRING			
WIRE	COLOR	LOCATION	NOTES
RADIO 12V	ORANGE	At Radio Harness	
12V SWITCHED	YELLOW	At Radio Harness	
RADIO GROUND	BLACK	At Radio Harness	
ILLUMINATION (+)	GRAY	At Radio Harness	
LEFT FRONT SPEAKER (+)	TAN	At Radio Harness Or Speaker	
LEFT FRONT SPEAKER (-)	GRAY	At Radio Harness Or Speaker	
RIGHT FRONT SPEAKER (+)	LT.GREEN	At Radio Harness Or Speaker	
RIGHT FRONT SPEAKER (-)	DK.GREEN	At Radio Harness Or Speaker	
LEFT REAR SPEAKER (+)	BROWN	At Radio Harness Or Speaker	
LEFT REAR SPEAKER (-)	YELLOW	At Radio Harness Or Speaker	
RIGHT REAR SPEAKER (+)	DK.BLUE	At Radio Harness Or Speaker	
RIGHT REAR SPEAKER (-)	LT.BLUE	At Radio Harness Or Speaker	

FRONT SPEAKERS SIZE	REAR SPEAKERS SIZE	AMP LOCATION	NOTES
4x6"	6x9"		

RADIO DASH KIT OPTIONS	RADIO WIRE HARNESS OPTIONS	ANTENNA ADAPTER OPTIONS
METRA 99-4544, SCOSCHE GM1508B	METRA 70-1858, SCOSCHE GM02	METRA 40-GM10, SCOSCHE MDA-1B

Please verify all part numbers before ordering.

Remote starter and security installations should be attempted by experienced security installers only. Information contained is accurate to the best of our knowledge and experience. Information contained is without any representation of warranty. It is the installer's responsibility to test and confirm all circuits with a digital multi-meter. Proper installation remains the responsibility of the installer. CarAlarmPros assumes no liability or responsibility resulting from an improper installation, even in reliance with the information contained in this guide.


ALARM REMOTE START WIRING

WIRE	COLOR	LOCATION
12V CONSTANT WIRE	RED	Ignition harness
STARTER WIRE	YELLOW	Ignition harness
IGNITION WIRE	PINK	Ignition harness
SECOND IGNITION WIRE	DK.BLUE/WHITE	Ignition harness
ACCESSORY WIRE	ORANGE	Ignition harness
SECOND ACCESSORY WIRE	PURPLE/WHITE	Ignition harness
POWER DOOR LOCK (+)	LT. BLUE	White Connector In Driver's Kick Panel
POWER DOOR UNLOCK (+)	BLACK	White Connector In Driver's Kick Panel
PARKING LIGHTS (+)	BROWN	Behind Headlight Switch
DOOR TRIGGER WIRE (-)	WHITE	Behind Headlight Switch
TRUNK RELEASE WIRE (+)	BLACK	Trunk Release switch
TACHOMETER WIRE	PURPLE/WHITE or WHITE	Ignition coil
BRAKE WIRE (+)	WHITE	In Ribbon Cable Leading To Large Black Connector Right Of Steering Column
HORN TRIGGER (-)	BLACK	In Ribbon Cable Leading To Large Black Connector Right Of Steering Column
LEFT FRONT WINDOW UP	DARK BLUE	At Motor Inside Driver's Door
LEFT FRONT WINDOW DOWN	BROWN	At Motor Inside Driver's Door
RIGHT FRONT WINDOW UP	BLUE/WHITE	Harness In Driver's Kick Panel From Driver Door
RIGHT FRONT WINDOW DOWN	TAN	Harness In Driver's Kick Panel From Driver Door
LEFT REAR WINDOW UP	DARK GREEN	Harness In Driver's Kick Panel From Driver Door
LEFT REAR WINDOW DOWN	PURPLE	Harness In Driver's Kick Panel From Driver Door
RIGHT REAR WINDOW UP	LIGHT GREEN	Harness In Driver's Kick Panel From Driver Door
RIGHT REAR WINDOW DOWN	PURPLE/WHITE	Harness In Driver's Kick Panel From Driver Door

INTERFACE	PART NUMBER	NOTES
VATS Bypass	Relay and resistor (Resistor value varies.) DEI 652T resistor pack contains all possible resistors. Refer to TechDoc 3739	Required when installing a remote start system

Please verify all part numbers before ordering.

ADDITIONAL NOTES



AUDIO WIRING			
WIRE	COLOR	LOCATION	NOTES
RADIO 12V	ORANGE	At Radio Harness	
12V SWITCHED	YELLOW	At Radio Harness	
RADIO GROUND	BLACK	At Radio Harness	
ILLUMINATION (+)	GRAY	At Radio Harness	
LEFT FRONT SPEAKER (+)	TAN	At Radio Harness Or Speaker	
LEFT FRONT SPEAKER (-)	GRAY	At Radio Harness Or Speaker	
RIGHT FRONT SPEAKER (+)	LT.GREEN	At Radio Harness Or Speaker	
RIGHT FRONT SPEAKER (-)	DK.GREEN	At Radio Harness Or Speaker	
LEFT REAR SPEAKER (+)	BROWN	At Radio Harness Or Speaker	
LEFT REAR SPEAKER (-)	YELLOW	At Radio Harness Or Speaker	
RIGHT REAR SPEAKER (+)	DK.BLUE	At Radio Harness Or Speaker	
RIGHT REAR SPEAKER (-)	LT.BLUE	At Radio Harness Or Speaker	

FRONT SPEAKERS SIZE	REAR SPEAKERS SIZE	AMP LOCATION	NOTES
4x6"	6x9"		

RADIO DASH KIT OPTIONS	RADIO WIRE HARNESS OPTIONS	ANTENNA ADAPTER OPTIONS
METRA 99-4544, SCOSCHE GM1508B	METRA 70-1858, SCOSCHE GM02	METRA 40-GM10, SCOSCHE MDA-1B

Please verify all part numbers before ordering.

Remote starter and security installations should be attempted by experienced security installers only. Information contained is accurate to the best of our knowledge and experience. Information contained is without any representation of warranty. It is the installer's responsibility to test and confirm all circuits with a digital multi-meter. Proper installation remains the responsibility of the installer. CarAlarmPros assumes no liability or responsibility resulting from an improper installation, even in reliance with the information contained in this guide.


ALARM REMOTE START WIRING

WIRE	COLOR	LOCATION
12V CONSTANT WIRE	RED	Ignition harness
STARTER WIRE	YELLOW	Ignition harness
IGNITION WIRE	PINK	Ignition harness
SECOND IGNITION WIRE	DK.BLUE/WHITE	Ignition harness
ACCESSORY WIRE	ORANGE	Ignition harness
SECOND ACCESSORY WIRE	PURPLE/WHITE	Ignition harness
POWER DOOR LOCK (+)	LT. BLUE	White Connector In Driver's Kick Panel
POWER DOOR UNLOCK (+)	BLACK	White Connector In Driver's Kick Panel
PARKING LIGHTS (+)	BROWN	Behind Headlight Switch
DOOR TRIGGER WIRE (-)	WHITE	Behind Headlight Switch
TRUNK RELEASE WIRE (+)	BLACK	Trunk Release switch
TACHOMETER WIRE	PURPLE/WHITE or WHITE	Ignition coil
BRAKE WIRE (+)	WHITE	In Ribbon Cable Leading To Large Black Connector Right Of Steering Column
HORN TRIGGER (-)	BLACK	In Ribbon Cable Leading To Large Black Connector Right Of Steering Column
LEFT FRONT WINDOW UP	DARK BLUE	At Motor Inside Driver's Door
LEFT FRONT WINDOW DOWN	BROWN	At Motor Inside Driver's Door
RIGHT FRONT WINDOW UP	BLUE/WHITE	Harness In Driver's Kick Panel From Driver Door
RIGHT FRONT WINDOW DOWN	TAN	Harness In Driver's Kick Panel From Driver Door
LEFT REAR WINDOW UP	DARK GREEN	Harness In Driver's Kick Panel From Driver Door
LEFT REAR WINDOW DOWN	PURPLE	Harness In Driver's Kick Panel From Driver Door
RIGHT REAR WINDOW UP	LIGHT GREEN	Harness In Driver's Kick Panel From Driver Door
RIGHT REAR WINDOW DOWN	PURPLE/WHITE	Harness In Driver's Kick Panel From Driver Door

INTERFACE	PART NUMBER	NOTES
VATS Bypass	Relay and resistor (Resistor value varies.) DEI 652T resistor pack contains all possible resistors. Refer to TechDoc 3739	Required when installing a remote start system

Please verify all part numbers before ordering.

ADDITIONAL NOTES



AUDIO WIRING			
WIRE	COLOR	LOCATION	NOTES
RADIO 12V	ORANGE	At Radio Harness	
12V SWITCHED	YELLOW	At Radio Harness	
RADIO GROUND	BLACK	At Radio Harness	
ILLUMINATION (+)	GRAY	At Radio Harness	
LEFT FRONT SPEAKER (+)	TAN	At Radio Harness Or Speaker	
LEFT FRONT SPEAKER (-)	GRAY	At Radio Harness Or Speaker	
RIGHT FRONT SPEAKER (+)	LT.GREEN	At Radio Harness Or Speaker	
RIGHT FRONT SPEAKER (-)	DK.GREEN	At Radio Harness Or Speaker	
LEFT REAR SPEAKER (+)	BROWN	At Radio Harness Or Speaker	
LEFT REAR SPEAKER (-)	YELLOW	At Radio Harness Or Speaker	
RIGHT REAR SPEAKER (+)	DK.BLUE	At Radio Harness Or Speaker	
RIGHT REAR SPEAKER (-)	LT.BLUE	At Radio Harness Or Speaker	

FRONT SPEAKERS SIZE	REAR SPEAKERS SIZE	AMP LOCATION	NOTES
4x6"	6x9"		

RADIO DASH KIT OPTIONS	RADIO WIRE HARNESS OPTIONS	ANTENNA ADAPTER OPTIONS
METRA 99-4544, SCOSCHE GM1508B	METRA 70-1858, SCOSCHE GM02	METRA 40-GM10, SCOSCHE MDA-1B

Please verify all part numbers before ordering.

ALARM REMOTE START WIRING

WIRE	COLOR	LOCATION
12V CONSTANT WIRE	RED	Ignition harness
STARTER WIRE	YELLOW	Ignition harness
IGNITION WIRE	PINK	Ignition harness
SECOND IGNITION WIRE	PURPLE	Ignition harness
ACCESSORY WIRE	ORANGE	Ignition harness
POWER DOOR LOCK (+)	LT. BLUE	Harness Coming Into Vehicle From Driver's Door Or Harness In Driver's Kick Panel
POWER DOOR UNLOCK (+)	WHITE	Harness Coming Into Vehicle From Driver's Door Or Harness In Driver's Kick Panel
PARKING LIGHTS (+)	BROWN	Harness In Driver's Kick Panel Running Towards Vehicle Rear Or Headlight Light Switch
DOOR TRIGGER WIRE (-)	BLUE	Harness In Driver's Kick Panel Running Towards Vehicle Rear Or Headlight Light Switch
TRUNK RELEASE WIRE (+)	BLACK or BLACK/WHITE	Trunk Release switch
TRUNK TRIGGER WIRE (-)	RED/BLACK	Light In Trunk
TACHOMETER WIRE	PURPLE/WHITE or WHITE	Ignition coil
BRAKE WIRE (+)	WHITE	Plug At Brake Switch Or Harness In Driver's Kick Panel
HORN TRIGGER (-)	BLACK	Harness At Steering column
LEFT FRONT WINDOW UP	DARK BLUE	At Motor Inside Driver's Door
LEFT FRONT WINDOW DOWN	BROWN	At Motor Inside Driver's Door
RIGHT FRONT WINDOW UP	LIGHT BLUE	Harness In Driver's Kick Panel From Driver Door
RIGHT FRONT WINDOW DOWN	TAN	Harness In Driver's Kick Panel From Driver Door
LEFT REAR WINDOW UP	DARK GREEN	Harness In Driver's Kick Panel From Driver Door
LEFT REAR WINDOW DOWN	PURPLE	Harness In Driver's Kick Panel From Driver Door
RIGHT REAR WINDOW UP	LIGHT GREEN	Harness In Driver's Kick Panel From Driver Door
RIGHT REAR WINDOW DOWN	PURPLE	Harness In Driver's Kick Panel From Driver Door

INTERFACE	PART NUMBER	NOTES
VATS Bypass	Relay and resistor (Resistor value varies.) DEI 652T resistor pack contains all possible resistors. Refer to TechDoc 3739	Required when installing a remote start system

Please verify all part numbers before ordering.

AUDIO WIRING			
WIRE	COLOR	LOCATION	NOTES
RADIO 12V	ORANGE	At Radio Harness	
12V SWITCHED	YELLOW	At Radio Harness	
RADIO GROUND	BLACK	At Radio Harness	
ILLUMINATION (+)	GRAY	At Radio Harness	
LEFT FRONT SPEAKER (+)	TAN	At Radio Harness Or Speaker	
LEFT FRONT SPEAKER (-)	GRAY	At Radio Harness Or Speaker	
RIGHT FRONT SPEAKER (+)	LT.GREEN	At Radio Harness Or Speaker	
RIGHT FRONT SPEAKER (-)	DK.GREEN	At Radio Harness Or Speaker	
LEFT REAR SPEAKER (+)	BROWN	At Radio Harness Or Speaker	
LEFT REAR SPEAKER (-)	YELLOW	At Radio Harness Or Speaker	
RIGHT REAR SPEAKER (+)	DK.BLUE	At Radio Harness Or Speaker	
RIGHT REAR SPEAKER (-)	LT.BLUE	At Radio Harness Or Speaker	
FRONT SPEAKERS SIZE	REAR SPEAKERS SIZE	AMP LOCATION	NOTES
4x6"	6x9"		
RADIO DASH KIT OPTIONS		RADIO WIRE HARNESS OPTIONS	ANTENNA ADAPTER OPTIONS
METRA 99-4544, SCOSCHE GM1508B		METRA 70-1858, SCOSCHE GM02	METRA 40-GM10, SCOSCHE MDA-1B
Please verify all part numbers before ordering.			

Remote starter and security installations should be attempted by experienced security installers only. Information contained is accurate to the best of our knowledge and experience. Information contained is without any representation of warranty. It is the installer's responsibility to test and confirm all circuits with a digital multi-meter. Proper installation remains the responsibility of the installer. CarAlarmPros assumes no liability or responsibility resulting from an improper installation, even in reliance with the information contained in this guide.

ALARM REMOTE START WIRING

WIRE	COLOR	LOCATION
12V CONSTANT WIRE	RED	Ignition harness
STARTER WIRE	YELLOW	Ignition harness
IGNITION WIRE	PINK	Ignition harness
SECOND IGNITION WIRE	PURPLE	Ignition harness
ACCESSORY WIRE	ORANGE	Ignition harness
POWER DOOR LOCK (+)	LT. BLUE	Harness Coming Into Vehicle From Driver's Door Or Harness In Driver's Kick Panel
POWER DOOR UNLOCK (+)	WHITE	Harness Coming Into Vehicle From Driver's Door Or Harness In Driver's Kick Panel
PARKING LIGHTS (+)	BROWN	Harness In Driver's Kick Panel Running Towards Vehicle Rear Or Headlight Light Switch
DOOR TRIGGER WIRE (-)	BLUE	Harness In Driver's Kick Panel Running Towards Vehicle Rear Or Headlight Light Switch
TRUNK RELEASE WIRE (+)	BLACK or BLACK/WHITE	Trunk Release switch
TRUNK TRIGGER WIRE (-)	RED/BLACK	Light In Trunk
TACHOMETER WIRE	PURPLE/WHITE or WHITE	Ignition coil
BRAKE WIRE (+)	WHITE	Plug At Brake Switch Or Harness In Driver's Kick Panel
HORN TRIGGER (-)	BLACK	Harness At Steering column
LEFT FRONT WINDOW UP	DARK BLUE	At Motor Inside Driver's Door
LEFT FRONT WINDOW DOWN	BROWN	At Motor Inside Driver's Door
RIGHT FRONT WINDOW UP	LIGHT BLUE	Harness In Driver's Kick Panel From Driver Door
RIGHT FRONT WINDOW DOWN	TAN	Harness In Driver's Kick Panel From Driver Door
LEFT REAR WINDOW UP	DARK GREEN	Harness In Driver's Kick Panel From Driver Door
LEFT REAR WINDOW DOWN	PURPLE	Harness In Driver's Kick Panel From Driver Door
RIGHT REAR WINDOW UP	LIGHT GREEN	Harness In Driver's Kick Panel From Driver Door
RIGHT REAR WINDOW DOWN	PURPLE	Harness In Driver's Kick Panel From Driver Door

INTERFACE	PART NUMBER	NOTES
VATS Bypass	Relay and resistor (Resistor value varies.) DEI 652T resistor pack contains all possible resistors. Refer to TechDoc 3739	Required when installing a remote start system

Please verify all part numbers before ordering.

AUDIO WIRING			
WIRE	COLOR	LOCATION	NOTES
RADIO 12V	ORANGE	At Radio Harness	
12V SWITCHED	YELLOW	At Radio Harness	
RADIO GROUND	BLACK	At Radio Harness	
ILLUMINATION (+)	GRAY	At Radio Harness	
LEFT FRONT SPEAKER (+)	TAN	At Radio Harness Or Speaker	
LEFT FRONT SPEAKER (-)	GRAY	At Radio Harness Or Speaker	
RIGHT FRONT SPEAKER (+)	LT.GREEN	At Radio Harness Or Speaker	
RIGHT FRONT SPEAKER (-)	DK.GREEN	At Radio Harness Or Speaker	
LEFT REAR SPEAKER (+)	BROWN	At Radio Harness Or Speaker	
LEFT REAR SPEAKER (-)	YELLOW	At Radio Harness Or Speaker	
RIGHT REAR SPEAKER (+)	DK.BLUE	At Radio Harness Or Speaker	
RIGHT REAR SPEAKER (-)	LT.BLUE	At Radio Harness Or Speaker	
FRONT SPEAKERS SIZE	REAR SPEAKERS SIZE	AMP LOCATION	NOTES
5.25"	6x9"		
RADIO DASH KIT OPTIONS		RADIO WIRE HARNESS OPTIONS	ANTENNA ADAPTER OPTIONS
METRA 99-4000, SCOSCHE GM1517B		METRA 70-1858, SCOSCHE GM02	METRA 40-GM10, SCOSCHE MDA-1B
Please verify all part numbers before ordering.			

Remote starter and security installations should be attempted by experienced security installers only. Information contained is accurate to the best of our knowledge and experience. Information contained is without any representation of warranty. It is the installer's responsibility to test and confirm all circuits with a digital multi-meter. Proper installation remains the responsibility of the installer. CarAlarmPros assumes no liability or responsibility resulting from an improper installation, even in reliance with the information contained in this guide.

ALARM REMOTE START WIRING

WIRE	COLOR	LOCATION
12V CONSTANT WIRE	RED	Ignition harness
STARTER WIRE	YELLOW	Ignition harness
IGNITION WIRE	PINK	Ignition harness
SECOND IGNITION WIRE	PURPLE	Ignition harness
ACCESSORY WIRE	ORANGE	Ignition harness
POWER DOOR LOCK (+)	LT. BLUE	Harness Coming Into Vehicle From Driver's Door Or Harness In Driver's Kick Panel
POWER DOOR UNLOCK (+)	WHITE	Harness Coming Into Vehicle From Driver's Door Or Harness In Driver's Kick Panel
PARKING LIGHTS (+)	BROWN	Harness In Driver's Kick Panel Running Towards Vehicle Rear Or Headlight Light Switch
DOOR TRIGGER WIRE (-)	BLUE	Harness In Driver's Kick Panel Running Towards Vehicle Rear Or Headlight Light Switch
TRUNK RELEASE WIRE (+)	BLACK or BLACK/WHITE	Trunk Release switch
TRUNK TRIGGER WIRE (-)	RED/BLACK	Light In Trunk
TACHOMETER WIRE	PURPLE/WHITE or WHITE	Ignition coil
BRAKE WIRE (+)	WHITE	Plug At Brake Switch Or Harness In Driver's Kick Panel
HORN TRIGGER (-)	BLACK	Harness At Steering column
LEFT FRONT WINDOW UP	DARK BLUE	At Motor Inside Driver's Door
LEFT FRONT WINDOW DOWN	BROWN	At Motor Inside Driver's Door
RIGHT FRONT WINDOW UP	LIGHT BLUE	Harness In Driver's Kick Panel From Driver Door
RIGHT FRONT WINDOW DOWN	TAN	Harness In Driver's Kick Panel From Driver Door
LEFT REAR WINDOW UP	DARK GREEN	Harness In Driver's Kick Panel From Driver Door
LEFT REAR WINDOW DOWN	PURPLE	Harness In Driver's Kick Panel From Driver Door
RIGHT REAR WINDOW UP	LIGHT GREEN	Harness In Driver's Kick Panel From Driver Door
RIGHT REAR WINDOW DOWN	PURPLE	Harness In Driver's Kick Panel From Driver Door

INTERFACE	PART NUMBER	NOTES
VATS Bypass	Relay and resistor (Resistor value varies.) DEI 652T resistor pack contains all possible resistors. Refer to TechDoc 3739	Required when installing a remote start system

Please verify all part numbers before ordering.

AUDIO WIRING			
WIRE	COLOR	LOCATION	NOTES
RADIO 12V	ORANGE	At Radio Harness	
12V SWITCHED	YELLOW	At Radio Harness	
RADIO GROUND	BLACK	At Radio Harness	
ILLUMINATION (+)	GRAY	At Radio Harness	
LEFT FRONT SPEAKER (+)	TAN	At Radio Harness Or Speaker	
LEFT FRONT SPEAKER (-)	GRAY	At Radio Harness Or Speaker	
RIGHT FRONT SPEAKER (+)	LT.GREEN	At Radio Harness Or Speaker	
RIGHT FRONT SPEAKER (-)	DK.GREEN	At Radio Harness Or Speaker	
LEFT REAR SPEAKER (+)	BROWN	At Radio Harness Or Speaker	
LEFT REAR SPEAKER (-)	YELLOW	At Radio Harness Or Speaker	
RIGHT REAR SPEAKER (+)	DK.BLUE	At Radio Harness Or Speaker	
RIGHT REAR SPEAKER (-)	LT.BLUE	At Radio Harness Or Speaker	
FRONT SPEAKERS SIZE	REAR SPEAKERS SIZE	AMP LOCATION	NOTES
5.25"	6x9"		
RADIO DASH KIT OPTIONS		RADIO WIRE HARNESS OPTIONS	ANTENNA ADAPTER OPTIONS
METRA 99-4000, SCOSCHE GM1517B		METRA 70-1858, SCOSCHE GM02	METRA 40-GM10, SCOSCHE MDA-1B
Please verify all part numbers before ordering.			

ALARM REMOTE START WIRING

WIRE	COLOR	LOCATION
12V CONSTANT WIRE	RED	Ignition harness
STARTER WIRE	YELLOW	Ignition harness
IGNITION WIRE	PINK	Ignition harness
SECOND IGNITION WIRE	PURPLE	Ignition harness
ACCESSORY WIRE	ORANGE	Ignition harness
POWER DOOR LOCK (+)	LT. BLUE	Harness Coming Into Vehicle From Driver's Door Or Harness In Driver's Kick Panel
POWER DOOR UNLOCK (+)	WHITE	Harness Coming Into Vehicle From Driver's Door Or Harness In Driver's Kick Panel
PARKING LIGHTS (+)	BROWN	Harness In Driver's Kick Panel Running Towards Vehicle Rear Or Headlight Light Switch
DOOR TRIGGER WIRE (-)	BLUE	Harness In Driver's Kick Panel Running Towards Vehicle Rear Or Headlight Light Switch
TRUNK RELEASE WIRE (+)	BLACK or BLACK/WHITE	Trunk Release switch
TRUNK TRIGGER WIRE (-)	RED/BLACK	Light In Trunk
TACHOMETER WIRE	PURPLE/WHITE or WHITE	Ignition coil
BRAKE WIRE (+)	WHITE	Plug At Brake Switch Or Harness In Driver's Kick Panel
HORN TRIGGER (-)	BLACK	Harness At Steering column
LEFT FRONT WINDOW UP	DARK BLUE	At Motor Inside Driver's Door
LEFT FRONT WINDOW DOWN	BROWN	At Motor Inside Driver's Door
RIGHT FRONT WINDOW UP	LIGHT BLUE	Harness In Driver's Kick Panel From Driver Door
RIGHT FRONT WINDOW DOWN	TAN	Harness In Driver's Kick Panel From Driver Door
LEFT REAR WINDOW UP	DARK GREEN	Harness In Driver's Kick Panel From Driver Door
LEFT REAR WINDOW DOWN	PURPLE	Harness In Driver's Kick Panel From Driver Door
RIGHT REAR WINDOW UP	LIGHT GREEN	Harness In Driver's Kick Panel From Driver Door
RIGHT REAR WINDOW DOWN	PURPLE	Harness In Driver's Kick Panel From Driver Door

INTERFACE	PART NUMBER	NOTES
VATS Bypass	Relay and resistor (Resistor value varies.) DEI 652T resistor pack contains all possible resistors. Refer to TechDoc 3739	Required when installing a remote start system

Please verify all part numbers before ordering.

AUDIO WIRING			
WIRE	COLOR	LOCATION	NOTES
RADIO 12V	ORANGE	At Radio Harness	
12V SWITCHED	YELLOW	At Radio Harness	
RADIO GROUND	BLACK	At Radio Harness	
ILLUMINATION (+)	GRAY	At Radio Harness	
LEFT FRONT SPEAKER (+)	TAN	At Radio Harness Or Speaker	
LEFT FRONT SPEAKER (-)	GRAY	At Radio Harness Or Speaker	
RIGHT FRONT SPEAKER (+)	LT.GREEN	At Radio Harness Or Speaker	
RIGHT FRONT SPEAKER (-)	DK.GREEN	At Radio Harness Or Speaker	
LEFT REAR SPEAKER (+)	BROWN	At Radio Harness Or Speaker	
LEFT REAR SPEAKER (-)	YELLOW	At Radio Harness Or Speaker	
RIGHT REAR SPEAKER (+)	DK.BLUE	At Radio Harness Or Speaker	
RIGHT REAR SPEAKER (-)	LT.BLUE	At Radio Harness Or Speaker	

FRONT SPEAKERS SIZE	REAR SPEAKERS SIZE	AMP LOCATION	NOTES
5.25"	6x9"		

RADIO DASH KIT OPTIONS	RADIO WIRE HARNESS OPTIONS	ANTENNA ADAPTER OPTIONS
METRA 99-4000, SCOSCHE GM1517B	METRA 70-1858, SCOSCHE GM02	METRA 40-GM10, SCOSCHE MDA-1B

Please verify all part numbers before ordering.

Remote starter and security installations should be attempted by experienced security installers only. Information contained is accurate to the best of our knowledge and experience. Information contained is without any representation of warranty. It is the installer's responsibility to test and confirm all circuits with a digital multi-meter. Proper installation remains the responsibility of the installer. CarAlarmPros assumes no liability or responsibility resulting from an improper installation, even in reliance with the information contained in this guide.

ALARM REMOTE START WIRING

WIRE	COLOR	LOCATION
12V CONSTANT WIRE	RED	Ignition harness
STARTER WIRE	YELLOW	Ignition harness
IGNITION WIRE	PINK	Ignition harness
SECOND IGNITION WIRE	PURPLE	Ignition harness
ACCESSORY WIRE	ORANGE	Ignition harness
POWER DOOR LOCK (+)	LT. BLUE	Harness Coming Into Vehicle From Driver's Door Or Harness In Driver's Kick Panel
POWER DOOR UNLOCK (+)	WHITE	Harness Coming Into Vehicle From Driver's Door Or Harness In Driver's Kick Panel
PARKING LIGHTS (+)	BROWN	Harness In Driver's Kick Panel Running Towards Vehicle Rear Or Headlight Light Switch
DOOR TRIGGER WIRE (-)	BLUE	Harness In Driver's Kick Panel Running Towards Vehicle Rear Or Headlight Light Switch
TRUNK RELEASE WIRE (+)	BLACK or BLACK/WHITE	Trunk Release switch
TRUNK TRIGGER WIRE (-)	RED/BLACK	Light In Trunk
TACHOMETER WIRE	PURPLE/WHITE or WHITE	Ignition coil
BRAKE WIRE (+)	WHITE	Plug At Brake Switch Or Harness In Driver's Kick Panel
HORN TRIGGER (-)	BLACK	Harness At Steering column
LEFT FRONT WINDOW UP	DARK BLUE	At Motor Inside Driver's Door
LEFT FRONT WINDOW DOWN	BROWN	At Motor Inside Driver's Door
RIGHT FRONT WINDOW UP	LIGHT BLUE	Harness In Driver's Kick Panel From Driver Door
RIGHT FRONT WINDOW DOWN	TAN	Harness In Driver's Kick Panel From Driver Door
LEFT REAR WINDOW UP	DARK GREEN	Harness In Driver's Kick Panel From Driver Door
LEFT REAR WINDOW DOWN	PURPLE	Harness In Driver's Kick Panel From Driver Door
RIGHT REAR WINDOW UP	LIGHT GREEN	Harness In Driver's Kick Panel From Driver Door
RIGHT REAR WINDOW DOWN	PURPLE	Harness In Driver's Kick Panel From Driver Door

INTERFACE	PART NUMBER	NOTES
VATS Bypass	Relay and resistor (Resistor value varies.) DEI 652T resistor pack contains all possible resistors. Refer to TechDoc 3739	Required when installing a remote start system

Please verify all part numbers before ordering.

AUDIO WIRING			
WIRE	COLOR	LOCATION	NOTES
RADIO 12V	ORANGE	At Radio Harness	
12V SWITCHED	YELLOW	At Radio Harness	
RADIO GROUND	BLACK	At Radio Harness	
ILLUMINATION (+)	GRAY	At Radio Harness	
LEFT FRONT SPEAKER (+)	TAN	At Radio Harness Or Speaker	
LEFT FRONT SPEAKER (-)	GRAY	At Radio Harness Or Speaker	
RIGHT FRONT SPEAKER (+)	LT.GREEN	At Radio Harness Or Speaker	
RIGHT FRONT SPEAKER (-)	DK.GREEN	At Radio Harness Or Speaker	
LEFT REAR SPEAKER (+)	BROWN	At Radio Harness Or Speaker	
LEFT REAR SPEAKER (-)	YELLOW	At Radio Harness Or Speaker	
RIGHT REAR SPEAKER (+)	DK.BLUE	At Radio Harness Or Speaker	
RIGHT REAR SPEAKER (-)	LT.BLUE	At Radio Harness Or Speaker	
FRONT SPEAKERS SIZE	REAR SPEAKERS SIZE	AMP LOCATION	NOTES
5.25"	6x9"		
RADIO DASH KIT OPTIONS		RADIO WIRE HARNESS OPTIONS	ANTENNA ADAPTER OPTIONS
METRA 99-4000, SCOSCHE GM1517B		METRA 70-1858, SCOSCHE GM02	METRA 40-GM10, SCOSCHE MDA-1B
Please verify all part numbers before ordering.			

Remote starter and security installations should be attempted by experienced security installers only. Information contained is accurate to the best of our knowledge and experience. Information contained is without any representation of warranty. It is the installer's responsibility to test and confirm all circuits with a digital multi-meter. Proper installation remains the responsibility of the installer. CarAlarmPros assumes no liability or responsibility resulting from an improper installation, even in reliance with the information contained in this guide.

ALARM REMOTE START WIRING

WIRE	COLOR	LOCATION
12V CONSTANT WIRE	RED	Ignition harness
STARTER WIRE	YELLOW	Ignition harness
IGNITION WIRE	PINK	Ignition harness
SECOND IGNITION WIRE	PURPLE	Ignition harness
ACCESSORY WIRE	ORANGE	Ignition harness
POWER DOOR LOCK (+)	LT. BLUE	Harness Coming Into Vehicle From Driver's Door Or Harness In Driver's Kick Panel
POWER DOOR UNLOCK (+)	WHITE	Harness Coming Into Vehicle From Driver's Door Or Harness In Driver's Kick Panel
PARKING LIGHTS (+)	BROWN	Harness In Driver's Kick Panel Running Towards Vehicle Rear Or Headlight Light Switch
DOOR TRIGGER WIRE (-)	BLUE	Harness In Driver's Kick Panel Running Towards Vehicle Rear Or Headlight Light Switch
TRUNK RELEASE WIRE (+)	BLACK or BLACK/WHITE	Trunk Release switch
TRUNK TRIGGER WIRE (-)	RED/BLACK	Light In Trunk
TACHOMETER WIRE	PURPLE/WHITE or WHITE	Ignition coil
BRAKE WIRE (+)	WHITE	Plug At Brake Switch Or Harness In Driver's Kick Panel
HORN TRIGGER (-)	BLACK	Harness At Steering column
LEFT FRONT WINDOW UP	DARK BLUE	At Motor Inside Driver's Door
LEFT FRONT WINDOW DOWN	BROWN	At Motor Inside Driver's Door
RIGHT FRONT WINDOW UP	LIGHT BLUE	Harness In Driver's Kick Panel From Driver Door
RIGHT FRONT WINDOW DOWN	TAN	Harness In Driver's Kick Panel From Driver Door
LEFT REAR WINDOW UP	DARK GREEN	Harness In Driver's Kick Panel From Driver Door
LEFT REAR WINDOW DOWN	PURPLE	Harness In Driver's Kick Panel From Driver Door
RIGHT REAR WINDOW UP	LIGHT GREEN	Harness In Driver's Kick Panel From Driver Door
RIGHT REAR WINDOW DOWN	PURPLE	Harness In Driver's Kick Panel From Driver Door

INTERFACE	PART NUMBER	NOTES
VATS Bypass	Relay and resistor (Resistor value varies.) DEI 652T resistor pack contains all possible resistors. Refer to TechDoc 3739	Required when installing a remote start system

Please verify all part numbers before ordering.

AUDIO WIRING			
WIRE	COLOR	LOCATION	NOTES
RADIO 12V	ORANGE	At Radio Harness	
12V SWITCHED	YELLOW	At Radio Harness	
RADIO GROUND	BLACK	At Radio Harness	
ILLUMINATION (+)	GRAY	At Radio Harness	
LEFT FRONT SPEAKER (+)	TAN	At Radio Harness Or Speaker	
LEFT FRONT SPEAKER (-)	GRAY	At Radio Harness Or Speaker	
RIGHT FRONT SPEAKER (+)	LT.GREEN	At Radio Harness Or Speaker	
RIGHT FRONT SPEAKER (-)	DK.GREEN	At Radio Harness Or Speaker	
LEFT REAR SPEAKER (+)	BROWN	At Radio Harness Or Speaker	
LEFT REAR SPEAKER (-)	YELLOW	At Radio Harness Or Speaker	
RIGHT REAR SPEAKER (+)	DK.BLUE	At Radio Harness Or Speaker	
RIGHT REAR SPEAKER (-)	LT.BLUE	At Radio Harness Or Speaker	
FRONT SPEAKERS SIZE	REAR SPEAKERS SIZE	AMP LOCATION	NOTES
5.25"	6x9"		
RADIO DASH KIT OPTIONS		RADIO WIRE HARNESS OPTIONS	ANTENNA ADAPTER OPTIONS
METRA 99-4000, SCOSCHE GM1517B		METRA 70-1858, SCOSCHE GM02	METRA 40-GM10, SCOSCHE MDA-1B
Please verify all part numbers before ordering.			