

TRIPLE S *Customs*

**CHEVROLET SILVERADO 1988-2005
VEHICLE WIRING**

WIRING INFORMATION: 1988 Chevy Silverado Full-Size 2-Door

WIRE	WIRE COLOR	WIRE LOCATION
12V CONSTANT WIRE	RED	Ignition Harness
STARTER WIRE	YELLOW OR PURPLE	Ignition Harness
IGNITION WIRE	PINK	Ignition Harness
ACCESSORY WIRE	ORANGE	Ignition Harness
POWER DOOR LOCK (5-wire reverse polarity)	LT. BLUE	Harness Coming Into Vehicle From Driver's Door
POWER DOOR UNLOCK (5-wire reverse polarity)	BLACK/WHITE or BLACK/RED	Harness Coming Into Vehicle From Driver's Door
PARKING LIGHTS (+)	BROWN	At Headlight Switch
DOOR TRIGGER WIRE (-)	WHITE	Door Pin Or Under Dash Light
TACHOMETER WIRE	PURPLE/WHITE	Silver Module Behind Glove Box
BRAKE WIRE (+)	WHITE	Plug At Brake Pedal Switch Or Harness In Driver Kick Panel Running To Rear Of Vehicle
HORN TRIGGER (-)	BLACK	Harness At Column Coming From Steering Wheel
DIESEL WAIT TO START (+)	DK. BLUE	Behind Instrument cluster
LEFT FRONT WINDOW UP	DARK BLUE	At Motor Inside Driver's Door
LEFT FRONT WINDOW DOWN	BROWN	At Motor Inside Driver's Door
RIGHT FRONT WINDOW UP	BLUE/WHITE	Harness In Driver's Kick Panel From Driver Door
RIGHT FRONT WINDOW DOWN	TAN	Harness In Driver's Kick Panel From Driver Door

WIRING INFORMATION: 1989 Chevy Silverado Full-Size 2-Door

WIRE	WIRE COLOR	WIRE LOCATION
12V CONSTANT WIRE	RED	Ignition Harness
STARTER WIRE	YELLOW OR PURPLE	Ignition Harness
IGNITION WIRE	PINK	Ignition Harness
ACCESSORY WIRE	ORANGE	Ignition Harness
POWER DOOR LOCK (5-wire reverse polarity)	LT. BLUE	Harness Coming Into Vehicle From Driver's Door
POWER DOOR UNLOCK (5-wire reverse polarity)	BLACK/WHITE or BLACK/RED	Harness Coming Into Vehicle From Driver's Door
PARKING LIGHTS (+)	BROWN	At Headlight Switch
DOOR TRIGGER WIRE (-)	WHITE	Door Pin Or Under Dash Light
TACHOMETER WIRE	PURPLE/WHITE	Silver Module Behind Glove Box
BRAKE WIRE (+)	WHITE	Plug At Brake Pedal Switch Or Harness In Driver Kick Panel Running To Rear Of Vehicle
HORN TRIGGER (-)	BLACK	Harness At Column Coming From Steering Wheel
DIESEL WAIT TO START (+)	DK. BLUE	Behind Instrument cluster
LEFT FRONT WINDOW UP	DARK BLUE	At Motor Inside Driver's Door
LEFT FRONT WINDOW DOWN	BROWN	At Motor Inside Driver's Door
RIGHT FRONT WINDOW UP	BLUE/WHITE	Harness In Driver's Kick Panel From Driver Door
RIGHT FRONT WINDOW DOWN	TAN	Harness In Driver's Kick Panel From Driver Door

WIRING INFORMATION: 1990 Chevy Silverado Full-Size 2-Door

WIRE	WIRE COLOR	WIRE LOCATION
12V CONSTANT WIRE	RED	Ignition Harness
STARTER WIRE	YELLOW OR PURPLE	Ignition Harness
IGNITION WIRE	PINK	Ignition Harness
ACCESSORY WIRE	ORANGE	Ignition Harness
POWER DOOR LOCK (5-wire reverse polarity)	LT. BLUE	Harness Coming Into Vehicle From Driver's Door
POWER DOOR UNLOCK (5-wire reverse polarity)	BLACK/WHITE or BLACK/RED	Harness Coming Into Vehicle From Driver's Door
PARKING LIGHTS (+)	BROWN	At Headlight Switch
DOOR TRIGGER WIRE (-)	WHITE	Door Pin Or Under Dash Light
TACHOMETER WIRE	PURPLE/WHITE	Silver Module Behind Glove Box
BRAKE WIRE (+)	WHITE	Plug At Brake Pedal Switch Or Harness In Driver Kick Panel Running To Rear Of Vehicle
HORN TRIGGER (-)	BLACK	Harness At Column Coming From Steering Wheel
DIESEL WAIT TO START (+)	DK. BLUE	Behind Instrument cluster
LEFT FRONT WINDOW UP	DARK BLUE	At Motor Inside Driver's Door
LEFT FRONT WINDOW DOWN	BROWN	At Motor Inside Driver's Door
RIGHT FRONT WINDOW UP	BLUE/WHITE	Harness In Driver's Kick Panel From Driver Door
RIGHT FRONT WINDOW DOWN	TAN	Harness In Driver's Kick Panel From Driver Door

WIRING INFORMATION: 1991 Chevy Silverado Full-Size 2-Door

WIRE	WIRE COLOR	WIRE LOCATION
12V CONSTANT WIRE	RED	Ignition Harness
STARTER WIRE	YELLOW OR PURPLE	Ignition Harness
IGNITION WIRE	PINK	Ignition Harness
ACCESSORY WIRE	ORANGE	Ignition Harness
POWER DOOR LOCK (5-wire reverse polarity)	LT. BLUE	Harness Coming Into Vehicle From Driver's Door
POWER DOOR UNLOCK (5-wire reverse polarity)	BLACK/WHITE or BLACK/RED	Harness Coming Into Vehicle From Driver's Door
PARKING LIGHTS (+)	BROWN	At Headlight Switch
DOOR TRIGGER WIRE (-)	WHITE	Door Pin Or Under Dash Light
TACHOMETER WIRE	PURPLE/WHITE	Silver Module Behind Glove Box
BRAKE WIRE (+)	WHITE	Plug At Brake Pedal Switch Or Harness In Driver Kick Panel Running To Rear Of Vehicle
HORN TRIGGER (-)	BLACK	Harness At Column Coming From Steering Wheel
DIESEL WAIT TO START (+)	DK. BLUE	Behind Instrument cluster
LEFT FRONT WINDOW UP	DARK BLUE	At Motor Inside Driver's Door
LEFT FRONT WINDOW DOWN	BROWN	At Motor Inside Driver's Door
RIGHT FRONT WINDOW UP	BLUE/WHITE	Harness In Driver's Kick Panel From Driver Door
RIGHT FRONT WINDOW DOWN	TAN	Harness In Driver's Kick Panel From Driver Door

WIRING INFORMATION: 1988 Chevy Silverado Full-Size 4-Door

WIRE	WIRE COLOR	WIRE LOCATION
12V CONSTANT WIRE	RED	Ignition Harness
STARTER WIRE	YELLOW OR PURPLE	Ignition Harness
IGNITION WIRE	PINK	Ignition Harness
ACCESSORY WIRE	ORANGE	Ignition Harness
POWER DOOR LOCK (+)	LT. BLUE	Harness Coming Into Vehicle From Driver's Door
POWER DOOR UNLOCK (+)	BLACK/WHITE	Harness Coming Into Vehicle From Driver's Door
PARKING LIGHTS (+)	BROWN	At Headlight Switch
DOOR TRIGGER WIRE (-)	WHITE	Door Pin Or Under Dash Light
TACHOMETER WIRE	PURPLE/WHITE	Silver Module Behind Glove Box
BRAKE WIRE (+)	WHITE	Plug At Brake Pedal Switch Or Harness In Driver Kick Panel Running To Rear Of Vehicle
HORN TRIGGER (-)	BLACK	Harness At Column Coming From Steering Wheel
DIESEL WAIT TO START (+)	DK. BLUE	Behind Instrument cluster
LEFT FRONT WINDOW UP	DARK BLUE	At Motor Inside Driver's Door
LEFT FRONT WINDOW DOWN	BROWN	At Motor Inside Driver's Door
RIGHT FRONT WINDOW UP	BLUE/WHITE	Harness In Driver's Kick Panel From Driver Door
RIGHT FRONT WINDOW DOWN	TAN	Harness In Driver's Kick Panel From Driver Door

WIRING INFORMATION: 1989 Chevy Silverado Full-Size 4-Door

WIRE	WIRE COLOR	WIRE LOCATION
12V CONSTANT WIRE	RED	Ignition Harness
STARTER WIRE	YELLOW OR PURPLE	Ignition Harness
IGNITION WIRE	PINK	Ignition Harness
ACCESSORY WIRE	ORANGE	Ignition Harness
POWER DOOR LOCK (+)	LT. BLUE	Harness Coming Into Vehicle From Driver's Door
POWER DOOR UNLOCK (+)	BLACK/WHITE	Harness Coming Into Vehicle From Driver's Door
PARKING LIGHTS (+)	BROWN	At Headlight Switch
DOOR TRIGGER WIRE (-)	WHITE	Door Pin Or Under Dash Light
TACHOMETER WIRE	PURPLE/WHITE	Silver Module Behind Glove Box
BRAKE WIRE (+)	WHITE	Plug At Brake Pedal Switch Or Harness In Driver Kick Panel Running To Rear Of Vehicle
HORN TRIGGER (-)	BLACK	Harness At Column Coming From Steering Wheel
DIESEL WAIT TO START (+)	DK. BLUE	Behind Instrument cluster
LEFT FRONT WINDOW UP	DARK BLUE	At Motor Inside Driver's Door
LEFT FRONT WINDOW DOWN	BROWN	At Motor Inside Driver's Door
RIGHT FRONT WINDOW UP	BLUE/WHITE	Harness In Driver's Kick Panel From Driver Door
RIGHT FRONT WINDOW DOWN	TAN	Harness In Driver's Kick Panel From Driver Door

WIRING INFORMATION: 1990 Chevy Silverado Full-Size 4-Door

WIRE	WIRE COLOR	WIRE LOCATION
12V CONSTANT WIRE	RED	Ignition Harness
STARTER WIRE	YELLOW OR PURPLE	Ignition Harness
IGNITION WIRE	PINK	Ignition Harness
ACCESSORY WIRE	ORANGE	Ignition Harness
POWER DOOR LOCK (+)	LT. BLUE	Harness Coming Into Vehicle From Driver's Door
POWER DOOR UNLOCK (+)	BLACK/WHITE	Harness Coming Into Vehicle From Driver's Door
PARKING LIGHTS (+)	BROWN	At Headlight Switch
DOOR TRIGGER WIRE (-)	WHITE	Door Pin Or Under Dash Light
TACHOMETER WIRE	PURPLE/WHITE	Silver Module Behind Glove Box
BRAKE WIRE (+)	WHITE	Plug At Brake Pedal Switch Or Harness In Driver Kick Panel Running To Rear Of Vehicle
HORN TRIGGER (-)	BLACK	Harness At Column Coming From Steering Wheel
DIESEL WAIT TO START (+)	DK. BLUE	Behind Instrument cluster
LEFT FRONT WINDOW UP	DARK BLUE	At Motor Inside Driver's Door
LEFT FRONT WINDOW DOWN	BROWN	At Motor Inside Driver's Door
RIGHT FRONT WINDOW UP	BLUE/WHITE	Harness In Driver's Kick Panel From Driver Door
RIGHT FRONT WINDOW DOWN	TAN	Harness In Driver's Kick Panel From Driver Door

WIRING INFORMATION: 1991 Chevy Silverado Full-Size 4-Door

WIRE	WIRE COLOR	WIRE LOCATION
12V CONSTANT WIRE	RED	Ignition Harness
STARTER WIRE	YELLOW OR PURPLE	Ignition Harness
IGNITION WIRE	PINK	Ignition Harness
ACCESSORY WIRE	ORANGE	Ignition Harness
POWER DOOR LOCK (+)	LT. BLUE	Harness Coming Into Vehicle From Driver's Door
POWER DOOR UNLOCK (+)	BLACK/WHITE	Harness Coming Into Vehicle From Driver's Door
PARKING LIGHTS (+)	BROWN	At Headlight Switch
DOOR TRIGGER WIRE (-)	WHITE	Door Pin Or Under Dash Light
TACHOMETER WIRE	PURPLE/WHITE	Silver Module Behind Glove Box
BRAKE WIRE (+)	WHITE	Plug At Brake Pedal Switch Or Harness In Driver Kick Panel Running To Rear Of Vehicle
HORN TRIGGER (-)	BLACK	Harness At Column Coming From Steering Wheel
DIESEL WAIT TO START (+)	DK. BLUE	Behind Instrument cluster
LEFT FRONT WINDOW UP	DARK BLUE	At Motor Inside Driver's Door
LEFT FRONT WINDOW DOWN	BROWN	At Motor Inside Driver's Door
RIGHT FRONT WINDOW UP	BLUE/WHITE	Harness In Driver's Kick Panel From Driver Door
RIGHT FRONT WINDOW DOWN	TAN	Harness In Driver's Kick Panel From Driver Door

WIRING INFORMATION: 1992 Chevy Silverado Full-Size

WIRE	WIRE COLOR	WIRE LOCATION
12V CONSTANT WIRE	RED	Ignition Harness
STARTER WIRE	YELLOW OR PURPLE	Ignition Harness
IGNITION WIRE	PINK	Ignition Harness
ACCESSORY WIRE	ORANGE	Ignition Harness
POWER DOOR LOCK (2-door models: 5-wire reverse polarity, 4-door and models with OEM keyless entry: positive trigger)	LT. BLUE	Harness Coming Into Vehicle From Driver's Door
POWER DOOR UNLOCK (2-door models: 5-wire reverse polarity, 4-door and models with OEM keyless entry: positive trigger)	WHITE	Harness Coming Into Vehicle From Driver's Door
PARKING LIGHTS (+)	BROWN	At Headlight Switch
DOOR TRIGGER WIRE (-)	WHITE	At Headlight Switch
TACHOMETER WIRE	WHITE	Large Module On Inner Fender Driver's Side
BRAKE WIRE (+)	WHITE	Plug At Brake Pedal Switch Or Harness Running To Rear Of Vehicle
HORN TRIGGER (-)	BLACK	Harness At Steering Column Coming From Steering Wheel
DIESEL WAIT TO START (+)	DARK BLUE	Behind Instrument Cluster
LEFT FRONT WINDOW UP	DARK BLUE	At Motor Inside Driver's Door
LEFT FRONT WINDOW DOWN	BROWN	At Motor Inside Driver's Door
RIGHT FRONT WINDOW UP	BLUE/WHITE	Harness In Driver's Kick Panel From Driver Door
RIGHT FRONT WINDOW DOWN	TAN	Harness In Driver's Kick Panel From Driver Door
LEFT REAR WINDOW UP	DARK GREEN	Harness In Driver's Kick Panel From Driver Door
LEFT REAR WINDOW DOWN	PURPLE	Harness In Driver's Kick Panel From Driver Door
RIGHT REAR WINDOW UP	LIGHT GREEN	Harness In Driver's Kick Panel From Driver Door
RIGHT REAR WINDOW DOWN	PURPLE/WHITE	Harness In Driver's Kick Panel From Driver Door

WIRING INFORMATION: 1993 Chevy Silverado Full-Size



WIRE	WIRE COLOR	WIRE LOCATION
12V CONSTANT WIRE	RED	Ignition Harness
STARTER WIRE	YELLOW OR PURPLE	Ignition Harness
IGNITION WIRE	PINK	Ignition Harness
ACCESSORY WIRE	ORANGE	Ignition Harness
POWER DOOR LOCK (2-door models: 5-wire reverse polarity, 4-door and models with OEM keyless entry: positive trigger)	LT. BLUE	Harness Coming Into Vehicle From Driver's Door
POWER DOOR UNLOCK (2-door models: 5-wire reverse polarity, 4-door and models with OEM keyless entry: positive trigger)	WHITE	Harness Coming Into Vehicle From Driver's Door
PARKING LIGHTS (+)	BROWN	At Headlight Switch
DOOR TRIGGER WIRE (-)	WHITE	At Headlight Switch
TACHOMETER WIRE	WHITE	Large Module On Inner Fender Driver's Side
BRAKE WIRE (+)	WHITE	Plug At Brake Pedal Switch
HORN TRIGGER (-)	BLACK	Harness At Steering Column Coming From Steering Wheel
DIESEL WAIT TO START (+)	DARK BLUE	Behind Instrument Cluster
LEFT FRONT WINDOW UP	DARK BLUE	At Motor Inside Driver's Door
LEFT FRONT WINDOW DOWN	BROWN	At Motor Inside Driver's Door
RIGHT FRONT WINDOW UP	BLUE/WHITE	Harness In Driver's Kick Panel From Driver Door
RIGHT FRONT WINDOW DOWN	TAN	Harness In Driver's Kick Panel From Driver Door
LEFT REAR WINDOW UP	DARK GREEN	Harness In Driver's Kick Panel From Driver Door
LEFT REAR WINDOW DOWN	PURPLE	Harness In Driver's Kick Panel From Driver Door
RIGHT REAR WINDOW UP	LIGHT GREEN	Harness In Driver's Kick Panel From Driver Door
RIGHT REAR WINDOW DOWN	PURPLE/WHITE	Harness In Driver's Kick Panel From Driver Door

WIRING INFORMATION: 1994 Chevy Silverado Full-Size

WIRE	WIRE COLOR	WIRE LOCATION
12V CONSTANT WIRE	RED	Ignition Harness
STARTER WIRE	YELLOW OR PURPLE	Ignition Harness
IGNITION WIRE	PINK	Ignition Harness
ACCESSORY WIRE	ORANGE	Ignition Harness
POWER DOOR LOCK (2-door models: 5-wire reverse polarity, 4-door and models with OEM keyless entry: positive trigger)	LT. BLUE	Harness Coming Into Vehicle From Driver's Door
POWER DOOR UNLOCK (2-door models: 5-wire reverse polarity, 4-door and models with OEM keyless entry: positive trigger)	WHITE	Harness Coming Into Vehicle From Driver's Door
PARKING LIGHTS (+)	BROWN	At Headlight Switch
DOOR TRIGGER WIRE (-)	WHITE	At Headlight Switch
TACHOMETER WIRE	WHITE	Large Module On Inner Fender Driver's Side
BRAKE WIRE (+)	WHITE	Plug At Brake Pedal Switch
HORN TRIGGER (-)	BLACK	Harness At Steering Column Coming From Steering Wheel
DIESEL WAIT TO START (+)	DARK BLUE	Behind Instrument Cluster
LEFT FRONT WINDOW UP	DARK BLUE	At Motor Inside Driver's Door
LEFT FRONT WINDOW DOWN	BROWN	At Motor Inside Driver's Door
RIGHT FRONT WINDOW UP	BLUE/WHITE	Harness In Driver's Kick Panel From Driver Door
RIGHT FRONT WINDOW DOWN	TAN	Harness In Driver's Kick Panel From Driver Door
LEFT REAR WINDOW UP	DARK GREEN	Harness In Driver's Kick Panel From Driver Door
LEFT REAR WINDOW DOWN	PURPLE	Harness In Driver's Kick Panel From Driver Door
RIGHT REAR WINDOW UP	LIGHT GREEN	Harness In Driver's Kick Panel From Driver Door
RIGHT REAR WINDOW DOWN	PURPLE/WHITE	Harness In Driver's Kick Panel From Driver Door


WIRING INFORMATION: 1995 Chevy Silverado Full-Size Pickup

WIRE	WIRE COLOR	WIRE LOCATION
12V CONSTANT WIRE	RED	Ignition Harness
STARTER WIRE	YELLOW OR PURPLE	Ignition Harness
IGNITION WIRE	PINK	Ignition Harness
SECOND IGNITION WIRE (Required when installing a remote start system)	WHITE or PINK/WHITE	Ignition Harness
ACCESSORY WIRE	ORANGE	Ignition Harness
POWER DOOR LOCK (2-door models: 5-wire reverse polarity, 4-door and models with OEM keyless entry: positive trigger)	LT. BLUE	Harness Coming Into Vehicle From Driver's Door
POWER DOOR UNLOCK (2-door models: 5-wire reverse polarity, 4-door and models with OEM keyless entry: positive trigger)	WHITE	Harness Coming Into Vehicle From Driver's Door
PARKING LIGHTS (+)	BROWN	At Headlight Switch
DOOR TRIGGER WIRE (-)	PURPLE or PURPLE/WHITE	At Headlight Switch
TACHOMETER WIRE	WHITE	Large Module On Inner Fender Driver's Side
BRAKE WIRE (+)	WHITE	Plug At Brake Pedal Switch
HORN TRIGGER (-)	BLACK	Harness At Steering Column Coming From Steering Wheel
DIESEL WAIT TO START (+)	DARK BLUE	Behind Instrument Cluster
LEFT FRONT WINDOW UP	DARK BLUE	At Motor Inside Driver's Door
LEFT FRONT WINDOW DOWN	BROWN	At Motor Inside Driver's Door
RIGHT FRONT WINDOW UP	BLUE/WHITE	Harness In Driver's Kick Panel From Driver Door
RIGHT FRONT WINDOW DOWN	TAN	Harness In Driver's Kick Panel From Driver Door
LEFT REAR WINDOW UP	DARK GREEN	Harness In Driver's Kick Panel From Driver Door
LEFT REAR WINDOW DOWN	PURPLE	Harness In Driver's Kick Panel From Driver Door
RIGHT REAR WINDOW UP	LIGHT GREEN	Harness In Driver's Kick Panel From Driver Door
RIGHT REAR WINDOW DOWN	PURPLE/WHITE	Harness In Driver's Kick Panel From Driver Door




WIRING INFORMATION: 1996 Chevy Silverado Full-Size Pickup

WIRE	WIRE COLOR	WIRE LOCATION
12V CONSTANT WIRE	RED	Ignition Harness
STARTER WIRE	YELLOW OR PURPLE	Ignition Harness
IGNITION WIRE	PINK	Ignition Harness
SECOND IGNITION WIRE (Required when installing a remote start system)	WHITE	Ignition Harness
THIRD IGNITION WIRE (Does not exist on all models)	PINK/WHITE	Ignition Harness
ACCESSORY WIRE	ORANGE	Ignition Harness
POWER DOOR LOCK (2-door models: 5-wire reverse polarity, 4-door and models with OEM keyless entry: positive trigger)	LT. BLUE	Harness Coming Into Vehicle From Driver's Door
POWER DOOR UNLOCK (2-door models: 5-wire reverse polarity, 4-door and models with OEM keyless entry: positive trigger)	WHITE	Harness Coming Into Vehicle From Driver's Door
PARKING LIGHTS (+)	BROWN	At Headlight Switch
DOOR TRIGGER WIRE (-)	PURPLE or PURPLE/WHITE	At Headlight Switch
TACHOMETER WIRE	WHITE	Large Module On Inner Fender Driver's Side
BRAKE WIRE (+)	WHITE	Plug At Brake Pedal Switch
HORN TRIGGER (-)	BLACK	Harness At Steering Column Coming From Steering Wheel
DIESEL WAIT TO START (+)	DARK BLUE	Behind Instrument Cluster
LEFT FRONT WINDOW UP	DARK BLUE	At Motor Inside Driver's Door
LEFT FRONT WINDOW DOWN	BROWN	At Motor Inside Driver's Door
RIGHT FRONT WINDOW UP	BLUE/WHITE	Harness In Driver's Kick Panel From Driver Door
RIGHT FRONT WINDOW DOWN	TAN	Harness In Driver's Kick Panel From Driver Door
LEFT REAR WINDOW UP	DARK GREEN	Harness In Driver's Kick Panel From Driver Door
LEFT REAR WINDOW DOWN	PURPLE	Harness In Driver's Kick Panel From Driver Door
RIGHT REAR WINDOW UP	LIGHT GREEN	Harness In Driver's Kick Panel From Driver Door
RIGHT REAR WINDOW DOWN	PURPLE/WHITE	Harness In Driver's Kick Panel From Driver Door



WIRING INFORMATION: 1997 Chevy Silverado Full-Size Pickup


WIRE	WIRE COLOR	WIRE LOCATION
12V CONSTANT WIRE	RED	Ignition Harness
STARTER WIRE	YELLOW OR PURPLE	Ignition Harness
IGNITION WIRE	PINK	Ignition Harness
SECOND IGNITION WIRE (Required when installing a remote start system)	WHITE	Ignition Harness
THIRD IGNITION WIRE (Does not exist on all models)	PINK/WHITE	Ignition Harness
ACCESSORY WIRE	ORANGE	Ignition Harness
POWER DOOR LOCK (2-door models: 5-wire reverse polarity, 4-door and models with OEM keyless entry: positive trigger)	LT. BLUE	Harness Coming Into Vehicle From Driver's Door
POWER DOOR UNLOCK (2-door models: 5-wire reverse polarity, 4-door and models with OEM keyless entry: positive trigger)	WHITE	Harness Coming Into Vehicle From Driver's Door
PARKING LIGHTS (+)	BROWN	At Headlight Switch
DOOR TRIGGER WIRE (-)	PURPLE or PURPLE/WHITE	At Headlight Switch
TACHOMETER WIRE	WHITE	Large Module On Inner Fender Driver's Side
BRAKE WIRE (+)	WHITE	Plug At Brake Pedal Switch
HORN TRIGGER (-)	BLACK	Harness At Steering Column Coming From Steering Wheel
DIESEL WAIT TO START (-)	DARK BLUE	Behind Instrument Cluster
LEFT FRONT WINDOW UP	DARK BLUE	At Motor Inside Driver's Door
LEFT FRONT WINDOW DOWN	BROWN	At Motor Inside Driver's Door
RIGHT FRONT WINDOW UP	BLUE/WHITE	Harness In Driver's Kick Panel From Driver Door
RIGHT FRONT WINDOW DOWN	TAN	Harness In Driver's Kick Panel From Driver Door
LEFT REAR WINDOW UP	DARK GREEN	Harness In Driver's Kick Panel From Driver Door
LEFT REAR WINDOW DOWN	PURPLE	Harness In Driver's Kick Panel From Driver Door
RIGHT REAR WINDOW UP	LIGHT GREEN	Harness In Driver's Kick Panel From Driver Door
RIGHT REAR WINDOW DOWN	PURPLE/WHITE	Harness In Driver's Kick Panel From Driver Door



WIRING INFORMATION: 1998 Chevy Silverado Full-Size Pickup

WIRE	WIRE COLOR	WIRE LOCATION
12V CONSTANT WIRE	RED	Ignition Harness
STARTER WIRE	YELLOW OR PURPLE	Ignition Harness
IGNITION WIRE	PINK	Ignition Harness
SECOND IGNITION WIRE (Required when installing a remote start system)	WHITE	Ignition Harness
THIRD IGNITION WIRE (Does not exist on all models)	PINK/WHITE	Ignition Harness
ACCESSORY WIRE	ORANGE	Ignition Harness
POWER DOOR LOCK (2-door models: 5-wire reverse polarity, 4-door and models with OEM keyless entry: positive trigger)	LT. BLUE	Harness Coming Into Vehicle From Driver's Door
POWER DOOR UNLOCK (2-door models: 5-wire reverse polarity, 4-door and models with OEM keyless entry: positive trigger)	WHITE	Harness Coming Into Vehicle From Driver's Door
PARKING LIGHTS (+)	BROWN	At Headlight Switch
DOOR TRIGGER WIRE (-)	PURPLE or PURPLE/WHITE	At Headlight Switch
TACHOMETER WIRE	WHITE	Large Module On Inner Fender Driver's Side
BRAKE WIRE (+)	WHITE	Plug At Brake Pedal Switch Or Harness Running To Rear Of Vehicle
HORN TRIGGER (-)	BLACK	Harness At Steering Column Coming From Steering Wheel
DIESEL WAIT TO START (-)	DARK BLUE	Behind Instrument Cluster
LEFT FRONT WINDOW UP	DARK BLUE	At Motor Inside Driver's Door
LEFT FRONT WINDOW DOWN	BROWN	At Motor Inside Driver's Door
RIGHT FRONT WINDOW UP	BLUE/WHITE	Harness In Driver's Kick Panel From Driver Door
RIGHT FRONT WINDOW DOWN	TAN	
LEFT REAR WINDOW UP	DARK GREEN	
LEFT REAR WINDOW DOWN	PURPLE	
RIGHT REAR WINDOW UP	LIGHT GREEN	
RIGHT REAR WINDOW DOWN	PURPLE/WHITE	

This vehicle is equipped with Passlock II anti-theft system. This must be bypassed when installing a remote start system.




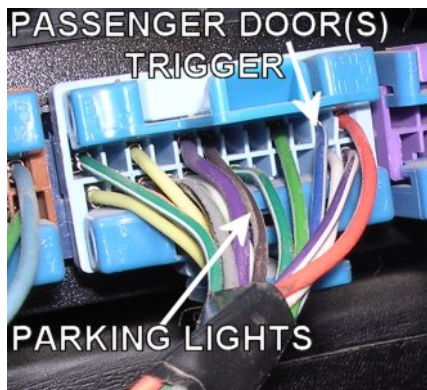


WIRING INFORMATION: 1999 Chevy Silverado Full-Size Pickup

WIRE	WIRE COLOR	WIRE LOCATION
12V CONSTANT WIRE	RED	Ignition Harness
STARTER WIRE	YELLOW	Ignition Harness
IGNITION WIRE	PINK	Ignition Harness
SECOND IGNITION WIRE	WHITE	Ignition Harness
ACCESSORY WIRE	ORANGE	Ignition Harness
POWER DOOR LOCK (+)	LT. BLUE	Brown Plug At Body Control Module
POWER DOOR UNLOCK (+)	WHITE	Brown Plug At Body Control Module
PARKING LIGHTS (+)	BROWN	Blue Plug At Body Control Module
DRIVER DOOR TRIGGER (-)	TAN	Purple Plug At Body Control Module
PASSENGER DOORS TRIGGER (-)	BLUE/WHITE	Blue Plug At Body Control Module
DOME LIGHT SUPERVISION	USE DOOR TRIGGER WIRE	
FACTORY ALARM ARM	Arms with lock	
FACTORY ALARM DISARM (-)	LT. GREEN	Purple Plug At Body Control Module
TACHOMETER WIRE	WHITE	Engine Control Module Near Battery
BRAKE WIRE (+)	WHITE	Large Black Junction Block Above BCM
HORN TRIGGER (-)	BLACK	Brown Plug At Body Control Module
DIESEL WAIT-TO-START (-)	DARK BLUE	Behind Instrument Cluster
LEFT FRONT WINDOW UP	BLUE	At Window Switch In Driver Door
LEFT FRONT WINDOW DOWN	BROWN	At Window Switch In Driver Door
RIGHT FRONT WINDOW UP	BLUE	At Window Switch In Passenger Door
RIGHT FRONT WINDOW DOWN	BROWN	At Window Switch In Passenger Door

The Body Control Module is directly below the steering column under the dash.

This vehicle is equipped with Passlock II anti-theft system. This must be bypassed when installing a remote start system.

If you have a 2000 Classis Pickup, refer to information on the 1998 model year.




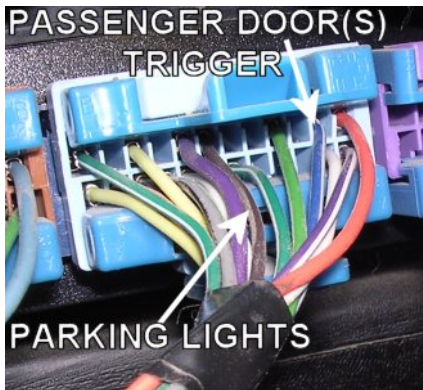


WIRING INFORMATION: 2000 Chevy Silverado Full-Size Pickup

WIRE	WIRE COLOR	WIRE LOCATION
12V CONSTANT WIRE	RED	Ignition Harness
STARTER WIRE	YELLOW	Ignition Harness
IGNITION WIRE	PINK	Ignition Harness
SECOND IGNITION WIRE	WHITE	Ignition Harness
ACCESSORY WIRE	ORANGE	Ignition Harness
POWER DOOR LOCK (+)	LT. BLUE	Brown Plug At Body Control Module
POWER DOOR UNLOCK (+)	WHITE	Brown Plug At Body Control Module
PARKING LIGHTS (+)	BROWN	Blue Plug At Body Control Module
DRIVER DOOR TRIGGER (-)	TAN	Purple Plug At Body Control Module
PASSENGER DOORS TRIGGER (-)	BLUE/WHITE	Blue Plug At Body Control Module
DOME LIGHT SUPERVISION	USE DOOR TRIGGER WIRE	
FACTORY ALARM ARM	Arms with lock	
FACTORY ALARM DISARM (-)	LT. GREEN	Purple Plug At Body Control Module
TACHOMETER WIRE	WHITE	Engine Control Module Near Battery
BRAKE WIRE (+)	WHITE	Large Black Junction Block Above BCM
HORN TRIGGER (-)	BLACK	Brown Plug At Body Control Module
DIESEL WAIT-TO-START (-)	DARK BLUE	Behind Instrument Cluster
LEFT FRONT WINDOW UP	BLUE	At Window Switch In Driver Door
LEFT FRONT WINDOW DOWN	BROWN	At Window Switch In Driver Door
RIGHT FRONT WINDOW UP	BLUE	At Window Switch In Passenger Door
RIGHT FRONT WINDOW DOWN	BROWN	At Window Switch In Passenger Door

The Body Control Module is directly below the steering column under the dash.

This vehicle is equipped with Passlock II anti-theft system. This must be bypassed when installing a remote start system.


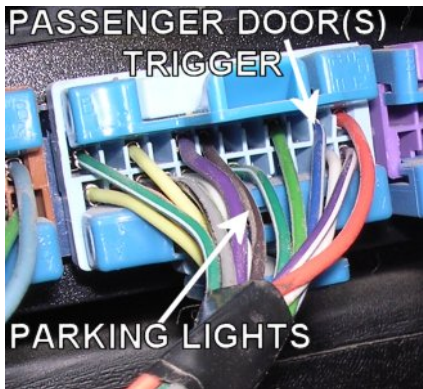


If you have a 2000 Classis Pickup, refer to information on the 1998 model year.



WIRING INFORMATION: 2001 Chevy Silverado Full-Size Pickup

WIRE	WIRE COLOR	WIRE LOCATION
12V CONSTANT WIRE	RED	Ignition Harness
STARTER WIRE	YELLOW	Ignition Harness
IGNITION WIRE	PINK	Ignition Harness
SECOND IGNITION WIRE	WHITE	Ignition Harness
ACCESSORY WIRE	ORANGE	Ignition Harness
POWER DOOR LOCK (+)	LT. BLUE	Brown Plug At Body Control Module
POWER DOOR UNLOCK (+)	WHITE	Brown Plug At Body Control Module
PARKING LIGHTS (+)	BROWN	Blue Plug At Body Control Module
DRIVER DOOR TRIGGER (-)	TAN	Purple Plug At Body Control Module
PASSENGER DOORS TRIGGER (-)	BLUE/WHITE	Blue Plug At Body Control Module
DOME LIGHT SUPERVISION	USE DOOR TRIGGER WIRE	
FACTORY ALARM ARM	Arms with lock	
FACTORY ALARM DISARM (-)	LT. GREEN	Purple Plug At Body Control Module
TACHOMETER WIRE	WHITE	Engine Control Module Near Battery
BRAKE WIRE (+)	WHITE	Large Black Junction Block Above BCM
HORN TRIGGER (-)	BLACK	Brown Plug At Body Control Module
DIESEL WAIT-TO-START (-)	DARK BLUE	Behind Instrument Cluster
LEFT FRONT WINDOW UP	BLUE	At Window Switch In Driver Door
LEFT FRONT WINDOW DOWN	BROWN	At Window Switch In Driver Door
RIGHT FRONT WINDOW UP	BLUE	At Window Switch In Passenger Door
RIGHT FRONT WINDOW DOWN	BROWN	At Window Switch In Passenger Door


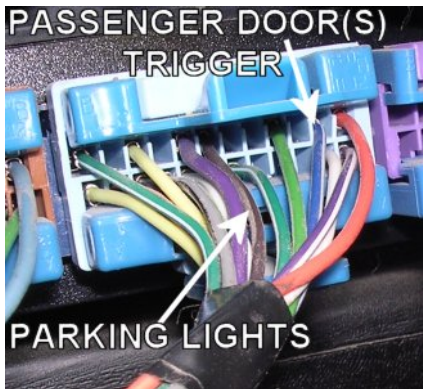


The Body Control Module is directly below the steering column under the dash.
 This vehicle is equipped with Passlock II anti-theft system. This must be bypassed when installing a remote start system.



WIRING INFORMATION: 2002 Chevy Silverado Full-Size Pickup


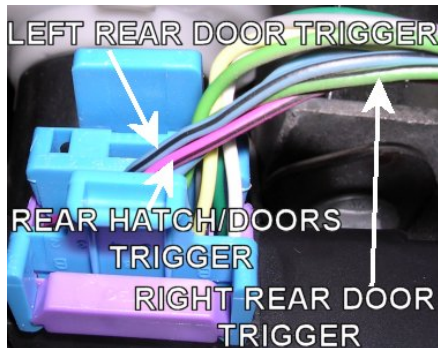


WIRE	WIRE COLOR	WIRE LOCATION
12V CONSTANT WIRE	RED	Ignition Harness
STARTER WIRE	YELLOW	Ignition Harness
IGNITION WIRE	PINK	Ignition Harness
SECOND IGNITION WIRE	WHITE	Ignition Harness
ACCESSORY WIRE	ORANGE	Ignition Harness
POWER DOOR LOCK (+)	LT. BLUE	Brown Plug At Body Control Module
POWER DOOR UNLOCK (+)	WHITE	Brown Plug At Body Control Module
PARKING LIGHTS (+)	BROWN	Blue Plug At Body Control Module
DRIVER DOOR TRIGGER (-)	TAN	Purple Plug At Body Control Module
PASSENGER DOORS TRIGGER (-)	BLUE/WHITE	Blue Plug At Body Control Module
DOME LIGHT SUPERVISION	USE DOOR TRIGGER WIRE	
FACTORY ALARM ARM	Arms with lock	
FACTORY ALARM DISARM (-)	LT. GREEN	Purple Plug At Body Control Module
TACHOMETER WIRE	WHITE	Engine Control Module Near Battery
BRAKE WIRE (+)	WHITE	Large Black Junction Block Above BCM
HORN TRIGGER (-)	BLACK	Brown Plug At Body Control Module
DIESEL WAIT-TO-START (-)	DARK BLUE	Behind Instrument Cluster
LEFT FRONT WINDOW UP	BLUE	At Window Switch In Driver Door
LEFT FRONT WINDOW DOWN	BROWN	At Window Switch In Driver Door
RIGHT FRONT WINDOW UP	BLUE	At Window Switch In Passenger Door
RIGHT FRONT WINDOW DOWN	BROWN	At Window Switch In Passenger Door

The Body Control Module is directly below the steering column under the dash.
 This vehicle is equipped with Passlock II anti-theft system. This must be bypassed when installing a remote start system.




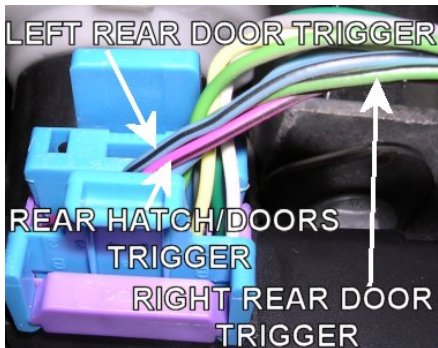


WIRING INFORMATION: 2003 Chevy Silverado

WIRE	WIRE COLOR	WIRE LOCATION
12V CONSTANT WIRE	RED	Ignition Harness
STARTER WIRE	YELLOW	Ignition Harness
IGNITION WIRE	PINK	Ignition Harness
SECOND IGNITION WIRE	WHITE	Ignition Harness
This wire MUST be energized when installing a remote start system otherwise a CHECK ENGINE light will turn on and the transmission will not shift properly and the transmission may be damaged.		
ACCESSORY WIRE	ORANGE	Ignition Harness
SECOND ACCESSORY WIRE	BROWN	Ignition Harness
POWER DOOR LOCK (-)	LT. BLUE	At BCM
POWER DOOR UNLOCK (-)	WHITE	At BCM
These power door lock wires are only for base model trucks. To interface with the door locks on all vehicles that are NOT base models, a databus module must be used.		
PARKING LIGHTS (+)	BROWN	Harness In Driver's Kick Panel
PARKING LIGHTS (-)	GRAY/BLACK	Brown Plug At BCM
DRIVER DOOR TRIGGER WIRE (-)	GRAY/BLACK	At Module Inside Driver Door
FRONT PASSENGER DOOR TRIGGER (-)	GRAY/BLACK	At Module Inside Front Passenger Door
LEFT REAR DOOR TRIGGER (-)	BLUE/BLACK	Purple Plug At BCM
RIGHT REAR DOOR TRIGGER WIRE (-)	LT.GREEN/BLACK	Purple Plug At BCM
REAR DOOR TRIGGER (-)	PINK/BLACK	Purple Plug At BCM
DOMELIGHT SUPERVISION (-)	GRAY/BLACK	Black Plug At BCM
FACTORY ALARM ARM	Arms with lock	
FACTORY ALARM DISARM (-)	LT. GREEN	At Module Inside Driver's Door
TACHOMETER WIRE	Use any wire that is NOT PINK, BLACK, or BROWN	At Any Fuel Injector
BRAKE WIRE (+)	WHITE	Brake Pedal Switch
HORN TRIGGER (-)	BLACK	White Plug At BCM
LEFT FRONT WINDOW UP	DARK BLUE	Window Switch Inside Left Front Door
LEFT FRONT WINDOW DOWN	BROWN	Window Switch Inside Left Front Door
RIGHT FRONT WINDOW UP	DARK BLUE	Window Switch Inside Right Front Door
RIGHT FRONT WINDOW DOWN	TAN	Window Switch Inside Right Front Door
LEFT REAR WINDOW UP	DARK BLUE	Window Switch Inside Left Rear Door
LEFT REAR WINDOW DOWN	BROWN	Window Switch Inside Left Rear Door
RIGHT REAR WINDOW UP	DARK BLUE	Window Switch Inside Right Rear Door
RIGHT REAR WINDOW DOWN	BROWN	Window Switch Inside Right Rear Door
This vehicle is equipped with GM's Passlock II anti-theft system. This must be bypassed when installing a remote start system. The BCM is under the dash directly below the steering column.		



WIRING INFORMATION: 2004 Chevy Silverado

WIRE	WIRE COLOR	WIRE LOCATION
12V CONSTANT WIRE	RED	Ignition Harness
STARTER WIRE	YELLOW	Ignition Harness
IGNITION WIRE	PINK	Ignition Harness
SECOND IGNITION WIRE	WHITE	Ignition Harness
This wire MUST be energized when installing a remote start system otherwise a CHECK ENGINE light will turn on and the transmission will not shift properly and the transmission may be damaged.		
ACCESSORY WIRE	ORANGE	Ignition Harness
SECOND ACCESSORY WIRE	BROWN	Ignition Harness
POWER DOOR LOCK (-)	LT. BLUE	At BCM
POWER DOOR UNLOCK (-)	WHITE	At BCM
These power door lock wires are only for base model trucks. To interface with the door locks on all vehicles that are NOT base models, a databus module must be used.		
PARKING LIGHTS (+)	BROWN	Harness In Driver's Kick Panel
PARKING LIGHTS (-)	GRAY/BLACK	Brown Plug At BCM
DRIVER DOOR TRIGGER WIRE (-)	GRAY/BLACK	At Module Inside Driver Door
FRONT PASSENGER DOOR TRIGGER (-)	GRAY/BLACK	At Module Inside Front Passenger Door
LEFT REAR DOOR TRIGGER (-)	BLUE/BLACK	Purple Plug At BCM
RIGHT REAR DOOR TRIGGER WIRE (-)	LT.GREEN/BLACK	Purple Plug At BCM
REAR DOOR TRIGGER (-)	PINK/BLACK	Purple Plug At BCM
DOMELIGHT SUPERVISION (-)	GRAY/BLACK	Black Plug At BCM
FACTORY ALARM ARM	Arms with lock	
FACTORY ALARM DISARM (-)	LT. GREEN	At Module Inside Driver's Door
TACHOMETER WIRE	Use any wire that is NOT PINK, BLACK, or BROWN	At Any Fuel Injector
BRAKE WIRE (+)	WHITE	Brake Pedal Switch
HORN TRIGGER (-)	BLACK	White Plug At BCM
LEFT FRONT WINDOW UP	DARK BLUE	Window Switch Inside Left Front Door
LEFT FRONT WINDOW DOWN	BROWN	Window Switch Inside Left Front Door
RIGHT FRONT WINDOW UP	DARK BLUE	Window Switch Inside Right Front Door
RIGHT FRONT WINDOW DOWN	TAN	Window Switch Inside Right Front Door
LEFT REAR WINDOW UP	DARK BLUE	Window Switch Inside Left Rear Door
LEFT REAR WINDOW DOWN	BROWN	Window Switch Inside Left Rear Door
RIGHT REAR WINDOW UP	DARK BLUE	Window Switch Inside Right Rear Door
RIGHT REAR WINDOW DOWN	BROWN	Window Switch Inside Right Rear Door
This vehicle is equipped with GM's Passlock II anti-theft system. This must be bypassed when installing a remote start system. The BCM is under the dash directly below the steering column.		



WIRING INFORMATION: 2005 Chevy Silverado

WIRE	WIRE COLOR	WIRE LOCATION
12V CONSTANT WIRE	RED	Ignition Harness
STARTER WIRE	YELLOW	Ignition Harness
IGNITION WIRE	PINK	Ignition Harness
SECOND IGNITION WIRE	WHITE	Ignition Harness
This wire MUST be energized when installing a remote start system otherwise a CHECK ENGINE light will turn on and the transmission will not shift properly and the transmission may be damaged.		
ACCESSORY WIRE	ORANGE	Ignition Harness
SECOND ACCESSORY WIRE	BROWN	Ignition Harness
POWER DOOR LOCK (-)	LT. BLUE	At BCM
POWER DOOR UNLOCK (-)	WHITE	At BCM
These power door lock wires are only for base model trucks. To interface with the door locks on all vehicles that are NOT base models, a databus module must be used.		
PARKING LIGHTS (+)	BROWN	Harness In Driver's Kick Panel
PARKING LIGHTS (-)	GRAY/BLACK	Brown Plug At BCM
DRIVER DOOR TRIGGER WIRE (-)	GRAY/BLACK	At Module Inside Driver Door
FRONT PASSENGER DOOR TRIGGER (-)	GRAY/BLACK	At Module Inside Front Passenger Door
LEFT REAR DOOR TRIGGER (-)	BLUE/BLACK	Purple Plug At BCM
RIGHT REAR DOOR TRIGGER WIRE (-)	LT.GREEN/BLACK	Purple Plug At BCM
REAR DOOR TRIGGER (-)	PINK/BLACK	Purple Plug At BCM
DOMELIGHT SUPERVISION (-)	GRAY/BLACK	Black Plug At BCM
FACTORY ALARM ARM	Arms with lock	
FACTORY ALARM DISARM (-)	LT. GREEN	At Module Inside Driver's Door
TACHOMETER WIRE	Use any wire that is NOT PINK, BLACK, or BROWN	At Any Fuel Injector
BRAKE WIRE (+)	WHITE	Brake Pedal Switch
HORN TRIGGER (-)	BLACK	White Plug At BCM
LEFT FRONT WINDOW UP	DARK BLUE	Window Switch Inside Left Front Door
LEFT FRONT WINDOW DOWN	BROWN	Window Switch Inside Left Front Door
RIGHT FRONT WINDOW UP	DARK BLUE	Window Switch Inside Right Front Door
RIGHT FRONT WINDOW DOWN	TAN	Window Switch Inside Right Front Door
LEFT REAR WINDOW UP	DARK BLUE	Window Switch Inside Left Rear Door
LEFT REAR WINDOW DOWN	BROWN	Window Switch Inside Left Rear Door
RIGHT REAR WINDOW UP	DARK BLUE	Window Switch Inside Right Rear Door
RIGHT REAR WINDOW DOWN	BROWN	Window Switch Inside Right Rear Door
This vehicle is equipped with GM's Passlock II anti-theft system. This must be bypassed when installing a remote start system. The BCM is under the dash directly below the steering column.		

