



ALARM REMOTE START WIRING

WIRE	COLOR	LOCATION
12V CONSTANT WIRE	** MUST GO TO BATTERY FOR 12V **	
STARTER WIRE	YELLOW	Ignition Harness
SECOND STARTER WIRE	PURPLE/BROWN	Ignition Harness
Notes: Second starter wire is a negative trigger through a 180 ohm resistor. Refer to TechDoc 3010		
IGNITION WIRE	PINK/WHITE	Ignition Harness
POWER LOCK AND UNLOCK	PURPLE/GREEN	Third Plug At BCM In Driver's Kick Panel
Notes: Lock is negative trigger through 5300 ohm resistor. Unlock is negative trigger through 2000 ohm resistor. Refer to TechDoc 3957.		
PARKING LIGHTS	WHITE/BROWN	Headlight Switch
Notes: Parking light wire is a negative trigger through 2100 ohm resistor- must use relay to isolate wire from switch. Refer to TechDocs 3222 and 3964.		
DRIVER DOOR TRIGGER (-)	PURPLE	Third Plug At BCM In Driver's Kick Panel
PASSENGER DOOR TRIGGER (-)	PURPLE/WHITE	Third Plug At BCM In Driver's Kick Panel
DRIVER SLIDING DOOR TRIGGER (-)	PURPLE/GRAY	Third Plug At BCM In Driver's Kick Panel
PASS. SLIDING DOOR TRIGGER (-)	PURPLE/YELLOW	Third Plug At BCM In Driver's Kick Panel
REAR HATCH TRIGGER (-) must use di	PURPLE/ORANGE	Third Plug At BCM In Driver's Kick Panel
HOOD TRIGGER (-)	PURPLE/LT. BLUE	Third Plug At BCM In Driver's Kick Panel
REAR HATCH RELEASE (negative trigg	PURPLE/TAN	Second Plug At BCM In Driver's Kick Panel
FACTORY ALARM ARM AND DISARM	PURPLE/LT. BLUE	Third Plug At BCM In Driver's Kick Panel
Notes: Alarm arm is a negative trigger through 1500 ohm resistor. Alarm disarm is a negative trigger through a 9100 ohm resistor.		
BRAKE WIRE (+)	WHITE/TAN	Brake Pedal Switch
HORN TRIGGER (-)	GREEN/PURPLE	Steering Column
LEFT FRONT WINDOW UP	ORANGE/LT.GREEN	At Driver Window Motor Inside Door
LEFT FRONT WINDOW DOWN	ORANGE/WHITE	At Driver Window Motor Inside Door
RIGHT FRONT WINDOW UP	ORANGE/TAN	Harness In Driver's Kick From Driver Door
RIGHT FRONT WINDOW DOWN	ORANGE/GRAY	Harness In Driver's Kick From Driver Door
LEFT REAR WINDOW UP	ORANGE/BLUE	Harness In Driver's Kick From Driver Door
LEFT REAR WINDOW DOWN	ORANGE/LT.BLUE	Harness In Driver's Kick From Driver Door
RIGHT REAR WINDOW UP	ORANGE/GRAY	Harness In Driver's Kick From Driver Door
RIGHT REAR WINDOW DOWN	ORANGE/LT.GREEN	Harness In Driver's Kick From Driver Door

INTERFACE	PART NUMBER	NOTES
Immobilizer Bypass Module	DEI 555CW or DEI 556UW	Required when installing a remote start system
Door Lock Interface	DEI 457LW	Optional when interfacing with door locks

Please verify all part numbers before ordering.

ADDITIONAL NOTES



Remote starter and security installations should be attempted by experienced security installers only. Information contained is accurate to the best of our knowledge and experience. Information contained is without any representation of warranty. It is the installer's responsibility to test and confirm all circuits with a digital multi-meter. Proper installation remains the responsibility of the installer. CarAlarmPros assumes no liability or responsibility resulting from an improper installation, even in reliance with the information contained in this guide.

AUDIO WIRING			
WIRE	COLOR	LOCATION	NOTES
RADIO 12V	GRAY/RED	Radio Harness	
RADIO SWITCHED	BLACK/PINK	Radio Harness	
RADIO GROUND	Not In Harness	Radio Harness	
ILLUMINATION (+)	ORANGE/TAN	Radio Harness	
POWER ANTENNA (+)		Radio Harness	
AMP TURN ON (+)	GRAY/GREEN	Radio Harness	
LEFT FRONT SPEAKER(+)	GREEN	Radio Harness or Speaker	
LEFT FRONT SPEAKER (-)	GREEN/BLACK	Radio Harness or Speaker	
RIGHT FRONT SPEAKER (+)	GRAY	Radio Harness or Speaker	
RIGHT FRONT SPEAKER (-)	GRAY/BLACK	Radio Harness or Speaker	
LEFT REAR SPEAKER (+)	GREEN/BLACK	Radio Harness or Speaker	
LEFT REAR SPEAKER (-)	GREEN/ORANGE	Radio Harness or Speaker	
RIGHT REAR SPEAKER (+)	GRAY/BLACK	Radio Harness or Speaker	
RIGHT REAR SPEAKER (-)	GRAY/PINK	Radio Harness or Speaker	
FRONT SPEAKERS SIZE	REAR SPEAKERS SIZE	AMP LOCATION	NOTES
5.25", 5x7"	6x9"		
RADIO DASH KIT OPTIONS		RADIO WIRE HARNESS OPTIONS	ANTENNA ADAPTER OPTIONS
METRA 99-6505, SCOSCHE CR1277B		METRA 70-1817, SCOSCHE CR01B	Not required
Please verify all part numbers before ordering.			



ALARM REMOTE START WIRING

WIRE	COLOR	LOCATION
12V CONSTANT WIRE	** MUST GO TO BATTERY FOR 12V **	
STARTER WIRE	YELLOW	Ignition Harness
SECOND STARTER WIRE	PURPLE/BROWN	Ignition Harness
Notes: Second starter wire is a negative trigger through a 180 ohm resistor. Refer to TechDoc 3010		
IGNITION WIRE	PINK/WHITE	Ignition Harness
POWER LOCK AND UNLOCK	PURPLE/GREEN	Third Plug At BCM In Driver's Kick Panel
Notes: Lock is negative trigger through 5300 ohm resistor. Unlock is negative trigger through 2000 ohm resistor. Refer to TechDoc 3957.		
PARKING LIGHTS	WHITE/BROWN	Headlight Switch
Notes: Parking light wire is a negative trigger through 2100 ohm resistor- must use relay to isolate wire from switch. Refer to TechDocs 3222 and 3964.		
DRIVER DOOR TRIGGER (-)	PURPLE	Third Plug At BCM In Driver's Kick Panel
PASSENGER DOOR TRIGGER (-)	PURPLE/WHITE	Third Plug At BCM In Driver's Kick Panel
DRIVER SLIDING DOOR TRIGGER (-)	PURPLE/GRAY	Third Plug At BCM In Driver's Kick Panel
PASS. SLIDING DOOR TRIGGER (-)	PURPLE/YELLOW	Third Plug At BCM In Driver's Kick Panel
REAR HATCH TRIGGER (-) must use di	PURPLE/ORANGE	Third Plug At BCM In Driver's Kick Panel
HOOD TRIGGER (-)	PURPLE/LT. BLUE	Third Plug At BCM In Driver's Kick Panel
REAR HATCH RELEASE (negative trigg	PURPLE/TAN	Second Plug At BCM In Driver's Kick Panel
FACTORY ALARM ARM AND DISARM	PURPLE/LT. BLUE	Third Plug At BCM In Driver's Kick Panel
Notes: Alarm arm is a negative trigger through 1500 ohm resistor. Alarm disarm is a negative trigger through a 9100 ohm resistor.		
BRAKE WIRE (+)	WHITE/TAN	Brake Pedal Switch
HORN TRIGGER (-)	GREEN/PURPLE	Steering Column
LEFT FRONT WINDOW UP	ORANGE/LT.GREEN	At Driver Window Motor Inside Door
LEFT FRONT WINDOW DOWN	ORANGE/WHITE	At Driver Window Motor Inside Door
RIGHT FRONT WINDOW UP	ORANGE/TAN	Harness In Driver's Kick From Driver Door
RIGHT FRONT WINDOW DOWN	ORANGE/GRAY	Harness In Driver's Kick From Driver Door
LEFT REAR WINDOW UP	ORANGE/BLUE	Harness In Driver's Kick From Driver Door
LEFT REAR WINDOW DOWN	ORANGE/LT.BLUE	Harness In Driver's Kick From Driver Door
RIGHT REAR WINDOW UP	ORANGE/GRAY	Harness In Driver's Kick From Driver Door
RIGHT REAR WINDOW DOWN	ORANGE/LT.GREEN	Harness In Driver's Kick From Driver Door

INTERFACE	PART NUMBER	NOTES
Immobilizer Bypass Module	DEI 555CW or DEI 556UW	Required when installing a remote start system
Door Lock Interface	DEI 457LW	Optional when interfacing with door locks

Please verify all part numbers before ordering.

ADDITIONAL NOTES



Remote starter and security installations should be attempted by experienced security installers only. Information contained is accurate to the best of our knowledge and experience. Information contained is without any representation of warranty. It is the installer's responsibility to test and confirm all circuits with a digital multi-meter. Proper installation remains the responsibility of the installer. CarAlarmPros assumes no liability or responsibility resulting from an improper installation, even in reliance with the information contained in this guide.

AUDIO WIRING			
WIRE	COLOR	LOCATION	NOTES
RADIO 12V	GRAY/RED	Radio Harness	
RADIO SWITCHED	BLACK/PINK	Radio Harness	
RADIO GROUND	Not In Harness	Radio Harness	
ILLUMINATION (+)	ORANGE/TAN	Radio Harness	
POWER ANTENNA (+)		Radio Harness	
AMP TURN ON (+)	GRAY/GREEN	Radio Harness	
LEFT FRONT SPEAKER(+)	GREEN	Radio Harness or Speaker	
LEFT FRONT SPEAKER (-)	GREEN/BLACK	Radio Harness or Speaker	
RIGHT FRONT SPEAKER (+)	GRAY	Radio Harness or Speaker	
RIGHT FRONT SPEAKER (-)	GRAY/BLACK	Radio Harness or Speaker	
LEFT REAR SPEAKER (+)	GREEN/BLACK	Radio Harness or Speaker	
LEFT REAR SPEAKER (-)	GREEN/ORANGE	Radio Harness or Speaker	
RIGHT REAR SPEAKER (+)	GRAY/BLACK	Radio Harness or Speaker	
RIGHT REAR SPEAKER (-)	GRAY/PINK	Radio Harness or Speaker	
FRONT SPEAKERS SIZE	REAR SPEAKERS SIZE	AMP LOCATION	NOTES
5.25", 5x7"	6x9"		
RADIO DASH KIT OPTIONS	RADIO WIRE HARNESS OPTIONS	ANTENNA ADAPTER OPTIONS	
METRA 99-6505, SCOSCHE CR1277B	METRA 70-6502, SCOSCHE CR02B	METRA 40-CR10, SCOSCHE CRAB	
Please verify all part numbers before ordering.			

Remote starter and security installations should be attempted by experienced security installers only. Information contained is accurate to the best of our knowledge and experience. Information contained is without any representation of warranty. It is the installer's responsibility to test and confirm all circuits with a digital multi-meter. Proper installation remains the responsibility of the installer. CarAlarmPros assumes no liability or responsibility resulting from an improper installation, even in reliance with the information contained in this guide.



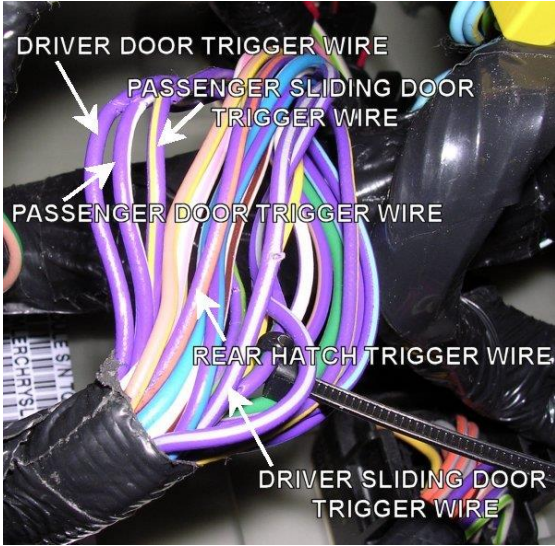
ALARM REMOTE START WIRING

WIRE	COLOR	LOCATION
12V CONSTANT WIRE	** MUST GO TO BATTERY FOR 12V **	
STARTER WIRE	YELLOW	Ignition Harness
SECOND STARTER WIRE	PURPLE/BROWN	Ignition Harness
Notes: Second starter wire is a negative trigger through a 180 ohm resistor. Refer to TechDoc 3010		
IGNITION WIRE	PINK/WHITE	Ignition Harness
POWER LOCK AND UNLOCK	PURPLE/GREEN	Third Plug At BCM In Driver's Kick Panel
Notes: Lock is negative trigger through 5300 ohm resistor. Unlock is negative trigger through 2000 ohm resistor. Refer to TechDoc 3957.		
PARKING LIGHTS	WHITE/BROWN	Headlight Switch
Notes: Parking light wire is a negative trigger through 2100 ohm resistor- must use relay to isolate wire from switch. Refer to TechDocs 3222 and 3964.		
DRIVER DOOR TRIGGER (-)	PURPLE	Third Plug At BCM In Driver's Kick Panel
PASSENGER DOOR TRIGGER (-)	PURPLE/WHITE	Third Plug At BCM In Driver's Kick Panel
DRIVER SLIDING DOOR TRIGGER (-)	PURPLE/GRAY	Third Plug At BCM In Driver's Kick Panel
PASS. SLIDING DOOR TRIGGER (-)	PURPLE/YELLOW	Third Plug At BCM In Driver's Kick Panel
REAR HATCH TRIGGER (-) must use di	PURPLE/ORANGE	Third Plug At BCM In Driver's Kick Panel
HOOD TRIGGER (-)	PURPLE/LT. BLUE	Third Plug At BCM In Driver's Kick Panel
REAR HATCH RELEASE (negative trigg	PURPLE/TAN	Second Plug At BCM In Driver's Kick Panel
FACTORY ALARM ARM AND DISARM	PURPLE/LT. BLUE	Third Plug At BCM In Driver's Kick Panel
Notes: Alarm arm is a negative trigger through 1500 ohm resistor. Alarm disarm is a negative trigger through a 9100 ohm resistor.		
BRAKE WIRE (+)	WHITE/TAN	Brake Pedal Switch
HORN TRIGGER (-)	GREEN/PURPLE	Steering Column
LEFT FRONT WINDOW UP	ORANGE/LT.GREEN	At Driver Window Motor Inside Door
LEFT FRONT WINDOW DOWN	ORANGE/WHITE	At Driver Window Motor Inside Door
RIGHT FRONT WINDOW UP	ORANGE/TAN	Harness In Driver's Kick From Driver Door
RIGHT FRONT WINDOW DOWN	ORANGE/GRAY	Harness In Driver's Kick From Driver Door
LEFT REAR WINDOW UP	ORANGE/BLUE	Harness In Driver's Kick From Driver Door
LEFT REAR WINDOW DOWN	ORANGE/LT.BLUE	Harness In Driver's Kick From Driver Door
RIGHT REAR WINDOW UP	ORANGE/GRAY	Harness In Driver's Kick From Driver Door
RIGHT REAR WINDOW DOWN	ORANGE/LT.GREEN	Harness In Driver's Kick From Driver Door

INTERFACE	PART NUMBER	NOTES
Immobilizer Bypass Module	DEI 555CW or DEI 556UW	Required when installing a remote start system
Door Lock Interface	DEI 457LW	Optional when interfacing with door locks

Please verify all part numbers before ordering.

ADDITIONAL NOTES



Remote starter and security installations should be attempted by experienced security installers only. Information contained is accurate to the best of our knowledge and experience. Information contained is without any representation of warranty. It is the installer's responsibility to test and confirm all circuits with a digital multi-meter. Proper installation remains the responsibility of the installer. CarAlarmPros assumes no liability or responsibility resulting from an improper installation, even in reliance with the information contained in this guide.

AUDIO WIRING			
WIRE	COLOR	LOCATION	NOTES
RADIO 12V	GRAY/RED	Radio Harness	
RADIO SWITCHED	BLACK/PINK	Radio Harness	
RADIO GROUND	Not In Harness	Radio Harness	
ILLUMINATION (+)	ORANGE/TAN	Radio Harness	
POWER ANTENNA (+)		Radio Harness	
AMP TURN ON (+)	GRAY/GREEN	Radio Harness	
LEFT FRONT SPEAKER(+)	GREEN	Radio Harness or Speaker	
LEFT FRONT SPEAKER (-)	GREEN/BLACK	Radio Harness or Speaker	
RIGHT FRONT SPEAKER (+)	GRAY	Radio Harness or Speaker	
RIGHT FRONT SPEAKER (-)	GRAY/BLACK	Radio Harness or Speaker	
LEFT REAR SPEAKER (+)	GREEN/BLACK	Radio Harness or Speaker	
LEFT REAR SPEAKER (-)	GREEN/ORANGE	Radio Harness or Speaker	
RIGHT REAR SPEAKER (+)	GRAY/BLACK	Radio Harness or Speaker	
RIGHT REAR SPEAKER (-)	GRAY/PINK	Radio Harness or Speaker	
FRONT SPEAKERS SIZE	REAR SPEAKERS SIZE	AMP LOCATION	NOTES
5.25", 5x7"	6x9"		
RADIO DASH KIT OPTIONS	RADIO WIRE HARNESS OPTIONS	ANTENNA ADAPTER OPTIONS	
METRA 99-6505, SCOSCHE CR1277B	METRA 70-6502, SCOSCHE CR02B	METRA 40-CR10, SCOSCHE CRAB	
Please verify all part numbers before ordering.			