


ALARM REMOTE START WIRING

WIRE	COLOR	LOCATION
12V CONSTANT WIRE	RED or PINK/BLACK	Ignition harness
STARTER WIRE	YELLOW	Ignition harness
12V IGNITION WIRE	DARK BLUE	Ignition harness
12V ACCESSORY WIRE	BLACK/ORANGE	Ignition harness
SECOND ACCESSORY WIRE	BLACK	Ignition harness
POWER DOOR LOCK	ORANGE/PURPLE	In Large Black Connector Behind Fuse Box On Left Side
Notes: Lock is 5-wire reverse polarity		
POWER DOOR UNLOCK	PINK/PURPLE	In Large Black Connector Behind Fuse Box On Left Side
Notes: Unlock is 5-wire reverse polarity.		
PARKING LIGHTS (+)	BLACK/YELLOW	Behind Headlight Switch
DOOR TRIGGER/ DOMELIGHT SUPER	YELLOW	Behind Headlight Switch
TACHOMETER WIRE	GRAY	At Ignition Coil
BRAKE WIRE (+)	WHITE or WHITE/TAN	Plug At Brake Pedal Switch Or At Ignition Harness
HORN TRIGGER (-)	BLACK/RED	At Ignition Harness
LEFT FRONT WINDOW UP	LT.BLUE	At Driver Window Motor Inside Door
LEFT FRONT WINDOW DOWN	WHITE	At Driver Window Motor Inside Door
RIGHT FRONT WINDOW UP	BROWN/WHITE	Harness In Driver's Kick From Driver Door
RIGHT FRONT WINDOW DOWN	PURPLE/WHITE	Harness In Driver's Kick From Driver Door

INTERFACE	PART NUMBER	NOTES
None required	NA	NA
Please verify all part numbers before ordering.		

Remote starter and security installations should be attempted by experienced security installers only. Information contained is accurate to the best of our knowledge and experience. Information contained is without any representation of warranty. It is the installer's responsibility to test and confirm all circuits with a digital multi-meter. Proper installation remains the responsibility of the installer. CarAlarmPros assumes no liability or responsibility resulting from an improper installation, even in reliance with the information contained in this guide.

ADDITIONAL NOTES




AUDIO WIRING			
WIRE	COLOR	LOCATION	NOTES
RADIO 12V	RED	Radio Harness	
RADIO SWITCHED	RED/WHITE	Radio Harness	
RADIO GROUND	Not In Harness	Ground Strap	
ILLUMINATION (+)	ORANGE	Radio Harness	
POWER ANTENNA (+)		Radio Harness	
AMP TURN ON (+)		Radio Harness	
LEFT FRONT SPEAKER(+)	BLUE/WHITE	Radio Harness or Speaker	
LEFT FRONT SPEAKER (-)	BLACK	Radio Harness or Speaker	
RIGHT FRONT SPEAKER (+)	VIOLET	Radio Harness or Speaker	
RIGHT FRONT SPEAKER (-)	GREEN	Radio Harness or Speaker	
LEFT REAR SPEAKER (+)	BLACK/YELLOW	Radio Harness or Speaker	
LEFT REAR SPEAKER (-)	GRAY	Radio Harness or Speaker	
RIGHT REAR SPEAKER (+)	BLUE/WHITE	Radio Harness or Speaker	
RIGHT REAR SPEAKER (-)	BLUE/ORANGE	Radio Harness or Speaker	
FRONT SPEAKERS SIZE	REAR SPEAKERS SIZE	AMP LOCATION	NOTES
5.25"	5x7"		
RADIO DASH KIT OPTIONS		RADIO WIRE HARNESS OPTIONS	ANTENNA ADAPTER OPTIONS
METRA 99-6501, SCOSCHE CJ1282B		METRA 70-1817, SCOSCHE CR01B	Not required
Please verify all part numbers before ordering.			

ALARM REMOTE START WIRING

WIRE	COLOR	LOCATION
12V CONSTANT WIRE	RED or PINK/BLACK	Ignition harness
STARTER WIRE	YELLOW	Ignition harness
12V IGNITION WIRE	DARK BLUE	Ignition harness
12V ACCESSORY WIRE	BLACK/ORANGE	Ignition harness
SECOND ACCESSORY WIRE	BLACK	Ignition harness
POWER DOOR LOCK	ORANGE/PURPLE	In Large Black Connector Behind Fuse Box On Left Side
Notes: Lock is 5-wire reverse polarity		
POWER DOOR UNLOCK	PINK/PURPLE	In Large Black Connector Behind Fuse Box On Left Side
Notes: Unlock is 5-wire reverse polarity.		
PARKING LIGHTS (+)	BLACK/YELLOW	Behind Headlight Switch
DOOR TRIGGER/ DOMELIGHT SUPER	YELLOW	Behind Headlight Switch
TACHOMETER WIRE	GRAY	At Ignition Coil
BRAKE WIRE (+)	WHITE or WHITE/TAN	Plug At Brake Pedal Switch Or At Ignition Harness
HORN TRIGGER (-)	BLACK/RED	At Ignition Harness
LEFT FRONT WINDOW UP	LT.BLUE	At Driver Window Motor Inside Door
LEFT FRONT WINDOW DOWN	WHITE	At Driver Window Motor Inside Door
RIGHT FRONT WINDOW UP	BROWN/WHITE	Harness In Driver's Kick From Driver Door
RIGHT FRONT WINDOW DOWN	PURPLE/WHITE	Harness In Driver's Kick From Driver Door

INTERFACE	PART NUMBER	NOTES
None required	NA	NA
Please verify all part numbers before ordering.		

ADDITIONAL NOTES



AUDIO WIRING			
WIRE	COLOR	LOCATION	NOTES
RADIO 12V	RED	Radio Harness	
RADIO SWITCHED	RED/WHITE	Radio Harness	
RADIO GROUND	Not In Harness	Ground Strap	
ILLUMINATION (+)	ORANGE	Radio Harness	
POWER ANTENNA (+)		Radio Harness	
AMP TURN ON (+)		Radio Harness	
LEFT FRONT SPEAKER(+)	BLUE/WHITE	Radio Harness or Speaker	
LEFT FRONT SPEAKER (-)	BLACK	Radio Harness or Speaker	
RIGHT FRONT SPEAKER (+)	VIOLET	Radio Harness or Speaker	
RIGHT FRONT SPEAKER (-)	GREEN	Radio Harness or Speaker	
LEFT REAR SPEAKER (+)	BLACK/YELLOW	Radio Harness or Speaker	
LEFT REAR SPEAKER (-)	GRAY	Radio Harness or Speaker	
RIGHT REAR SPEAKER (+)	BLUE/WHITE	Radio Harness or Speaker	
RIGHT REAR SPEAKER (-)	BLUE/ORANGE	Radio Harness or Speaker	
FRONT SPEAKERS SIZE	REAR SPEAKERS SIZE	AMP LOCATION	NOTES
5.25"	5x7"		
RADIO DASH KIT OPTIONS		RADIO WIRE HARNESS OPTIONS	ANTENNA ADAPTER OPTIONS
METRA 99-6501, SCOSCHE CJ1282B		METRA 70-1817, SCOSCHE CR01B	Not required
Please verify all part numbers before ordering.			



Remote starter and security installations should be attempted by experienced security installers only. Information contained is accurate to the best of our knowledge and experience. Information contained is without any representation of warranty. It is the installer's responsibility to test and confirm all circuits with a digital multi-meter. Proper installation remains the responsibility of the installer. CarAlarmPros assumes no liability or responsibility resulting from an improper installation, even in reliance with the information contained in this guide.

ALARM REMOTE START WIRING

WIRE	COLOR	LOCATION
12V CONSTANT WIRE	RED or PINK/BLACK	Ignition harness
STARTER WIRE	YELLOW	Ignition harness
12V IGNITION WIRE	DARK BLUE	Ignition harness
12V ACCESSORY WIRE	BLACK/ORANGE	Ignition harness
SECOND ACCESSORY WIRE	BLACK	Ignition harness
POWER DOOR LOCK	ORANGE/PURPLE	In Large Black Connector Behind Fuse Box On Left Side
Notes: Lock is 5-wire reverse polarity		
POWER DOOR UNLOCK	PINK/PURPLE	In Large Black Connector Behind Fuse Box On Left Side
Notes: Unlock is 5-wire reverse polarity.		
PARKING LIGHTS (+)	BLACK/YELLOW	Behind Headlight Switch
DOOR TRIGGER/ DOMELIGHT SUPER	YELLOW	Behind Headlight Switch
TACHOMETER WIRE	GRAY	At Ignition Coil
BRAKE WIRE (+)	WHITE or WHITE/TAN	Plug At Brake Pedal Switch Or At Ignition Harness
HORN TRIGGER (-)	BLACK/RED	At Ignition Harness
LEFT FRONT WINDOW UP	LT.BLUE	At Driver Window Motor Inside Door
LEFT FRONT WINDOW DOWN	WHITE	At Driver Window Motor Inside Door
RIGHT FRONT WINDOW UP	BROWN/WHITE	Harness In Driver's Kick From Driver Door
RIGHT FRONT WINDOW DOWN	PURPLE/WHITE	Harness In Driver's Kick From Driver Door
INTERFACE	PART NUMBER	NOTES
None required	NA	NA
Please verify all part numbers before ordering.		

Remote starter and security installations should be attempted by experienced security installers only. Information contained is accurate to the best of our knowledge and experience. Information contained is without any representation of warranty. It is the installer's responsibility to test and confirm all circuits with a digital multi-meter. Proper installation remains the responsibility of the installer. CarAlarmPros assumes no liability or responsibility resulting from an improper installation, even in reliance with the information contained in this guide.

ADDITIONAL NOTES



AUDIO WIRING			
WIRE	COLOR	LOCATION	NOTES
RADIO 12V	RED	Radio Harness	
RADIO SWITCHED	RED/WHITE	Radio Harness	
RADIO GROUND	Not In Harness	Ground Strap	
ILLUMINATION (+)	ORANGE	Radio Harness	
POWER ANTENNA (+)		Radio Harness	
AMP TURN ON (+)		Radio Harness	
LEFT FRONT SPEAKER(+)	BLUE/WHITE	Radio Harness or Speaker	
LEFT FRONT SPEAKER (-)	BLACK	Radio Harness or Speaker	
RIGHT FRONT SPEAKER (+)	VIOLET	Radio Harness or Speaker	
RIGHT FRONT SPEAKER (-)	GREEN	Radio Harness or Speaker	
LEFT REAR SPEAKER (+)	BLACK/YELLOW	Radio Harness or Speaker	
LEFT REAR SPEAKER (-)	GRAY	Radio Harness or Speaker	
RIGHT REAR SPEAKER (+)	BLUE/WHITE	Radio Harness or Speaker	
RIGHT REAR SPEAKER (-)	BLUE/ORANGE	Radio Harness or Speaker	
FRONT SPEAKERS SIZE	REAR SPEAKERS SIZE	AMP LOCATION	NOTES
5.25"	5x7"		
RADIO DASH KIT OPTIONS		RADIO WIRE HARNESS OPTIONS	ANTENNA ADAPTER OPTIONS
METRA 99-6501, SCOSCHE CJ1282B		METRA 70-1817, SCOSCHE CR01B	Not required
Please verify all part numbers before ordering.			



ALARM REMOTE START WIRING

WIRE	COLOR	LOCATION
12V CONSTANT WIRE	RED or PINK/BLACK	Ignition harness
STARTER WIRE	YELLOW	Ignition harness
12V IGNITION WIRE	DARK BLUE	Ignition harness
12V ACCESSORY WIRE	BLACK/ORANGE	Ignition harness
SECOND ACCESSORY WIRE	BLACK	Ignition harness
POWER DOOR LOCK	ORANGE/PURPLE	In Large Black Connector Behind Fuse Box On Left Side
Notes: Lock is 5-wire reverse polarity		
POWER DOOR UNLOCK	PINK/PURPLE	In Large Black Connector Behind Fuse Box On Left Side
Notes: Unlock is 5-wire reverse polarity.		
PARKING LIGHTS (+)	BLACK/YELLOW	Behind Headlight Switch
DOOR TRIGGER/ DOMELIGHT SUPER	YELLOW	Behind Headlight Switch
TACHOMETER WIRE	GRAY	At Ignition Coil
BRAKE WIRE (+)	WHITE or WHITE/TAN	Plug At Brake Pedal Switch Or At Ignition Harness
HORN TRIGGER (-)	BLACK/RED	At Ignition Harness
LEFT FRONT WINDOW UP	LT.BLUE	At Driver Window Motor Inside Door
LEFT FRONT WINDOW DOWN	WHITE	At Driver Window Motor Inside Door
RIGHT FRONT WINDOW UP	BROWN/WHITE	Harness In Driver's Kick From Driver Door
RIGHT FRONT WINDOW DOWN	PURPLE/WHITE	Harness In Driver's Kick From Driver Door

INTERFACE	PART NUMBER	NOTES
None required	NA	NA
Please verify all part numbers before ordering.		

Remote starter and security installations should be attempted by experienced security installers only. Information contained is accurate to the best of our knowledge and experience. Information contained is without any representation of warranty. It is the installer's responsibility to test and confirm all circuits with a digital multi-meter. Proper installation remains the responsibility of the installer. CarAlarmPros assumes no liability or responsibility resulting from an improper installation, even in reliance with the information contained in this guide.

ADDITIONAL NOTES





AUDIO WIRING			
WIRE	COLOR	LOCATION	NOTES
RADIO 12V	RED	Radio Harness	
RADIO SWITCHED	RED/WHITE	Radio Harness	
RADIO GROUND	Not In Harness	Ground Strap	
ILLUMINATION (+)	ORANGE	Radio Harness	
POWER ANTENNA (+)		Radio Harness	
AMP TURN ON (+)		Radio Harness	
LEFT FRONT SPEAKER(+)	BLUE/WHITE	Radio Harness or Speaker	
LEFT FRONT SPEAKER (-)	BLACK	Radio Harness or Speaker	
RIGHT FRONT SPEAKER (+)	VIOLET	Radio Harness or Speaker	
RIGHT FRONT SPEAKER (-)	GREEN	Radio Harness or Speaker	
LEFT REAR SPEAKER (+)	BLACK/YELLOW	Radio Harness or Speaker	
LEFT REAR SPEAKER (-)	GRAY	Radio Harness or Speaker	
RIGHT REAR SPEAKER (+)	BLUE/WHITE	Radio Harness or Speaker	
RIGHT REAR SPEAKER (-)	BLUE/ORANGE	Radio Harness or Speaker	
FRONT SPEAKERS SIZE	REAR SPEAKERS SIZE	AMP LOCATION	NOTES
5.25"	5x7"		
RADIO DASH KIT OPTIONS		RADIO WIRE HARNESS OPTIONS	ANTENNA ADAPTER OPTIONS
METRA 99-6501, SCOSCHE CJ1282B		METRA 70-1817, SCOSCHE CR01B	Not required
Please verify all part numbers before ordering.			

ALARM REMOTE START WIRING

WIRE	COLOR	LOCATION
12V CONSTANT WIRE	RED or PINK/BLACK	Ignition harness
STARTER WIRE	YELLOW	Ignition harness
12V IGNITION WIRE	DARK BLUE	Ignition harness
12V ACCESSORY WIRE	BLACK/ORANGE	Ignition harness
SECOND ACCESSORY WIRE	BLACK	Ignition harness
POWER DOOR LOCK	ORANGE/PURPLE	In Large Black Connector Behind Fuse Box On Left Side
Notes: Lock is 5-wire reverse polarity		
POWER DOOR UNLOCK	PINK/PURPLE	In Large Black Connector Behind Fuse Box On Left Side
Notes: Unlock is 5-wire reverse polarity.		
PARKING LIGHTS (+)	BLACK/YELLOW	Behind Headlight Switch
DOOR TRIGGER/ DOMELIGHT SUPER	YELLOW	Behind Headlight Switch
TACHOMETER WIRE	GRAY	At Ignition Coil
BRAKE WIRE (+)	WHITE or WHITE/TAN	Plug At Brake Pedal Switch Or At Ignition Harness
HORN TRIGGER (-)	BLACK/RED	At Ignition Harness
LEFT FRONT WINDOW UP	LT.BLUE	At Driver Window Motor Inside Door
LEFT FRONT WINDOW DOWN	WHITE	At Driver Window Motor Inside Door
RIGHT FRONT WINDOW UP	BROWN/WHITE	Harness In Driver's Kick From Driver Door
RIGHT FRONT WINDOW DOWN	PURPLE/WHITE	Harness In Driver's Kick From Driver Door

INTERFACE	PART NUMBER	NOTES
None required	NA	NA
Please verify all part numbers before ordering.		

ADDITIONAL NOTES



AUDIO WIRING			
WIRE	COLOR	LOCATION	NOTES
RADIO 12V	RED	Radio Harness	
RADIO SWITCHED	RED/WHITE	Radio Harness	
RADIO GROUND	Not In Harness	Ground Strap	
ILLUMINATION (+)	ORANGE	Radio Harness	
POWER ANTENNA (+)		Radio Harness	
AMP TURN ON (+)		Radio Harness	
LEFT FRONT SPEAKER(+)	BLUE/WHITE	Radio Harness or Speaker	
LEFT FRONT SPEAKER (-)	BLACK	Radio Harness or Speaker	
RIGHT FRONT SPEAKER (+)	VIOLET	Radio Harness or Speaker	
RIGHT FRONT SPEAKER (-)	GREEN	Radio Harness or Speaker	
LEFT REAR SPEAKER (+)	BLACK/YELLOW	Radio Harness or Speaker	
LEFT REAR SPEAKER (-)	GRAY	Radio Harness or Speaker	
RIGHT REAR SPEAKER (+)	BLUE/WHITE	Radio Harness or Speaker	
RIGHT REAR SPEAKER (-)	BLUE/ORANGE	Radio Harness or Speaker	
FRONT SPEAKERS SIZE	REAR SPEAKERS SIZE	AMP LOCATION	NOTES
5.25"	5x7"		
RADIO DASH KIT OPTIONS		RADIO WIRE HARNESS OPTIONS	ANTENNA ADAPTER OPTIONS
METRA 99-6501, SCOSCHE CJ1282B		METRA 70-1817, SCOSCHE CR01B	Not required
Please verify all part numbers before ordering.			

ALARM REMOTE START WIRING

WIRE	COLOR	LOCATION
12V CONSTANT WIRE	RED or PINK/BLACK	Ignition harness
STARTER WIRE	BLUE/YELLOW	Ignition harness
12V IGNITION WIRE	DARK BLUE	Ignition harness
12V ACCESSORY WIRE	BLACK/ORANGE	Ignition harness
SECOND 12V ACCESSORY WIRE	BLACK/WHITE	Ignition harness
POWER DOOR LOCK (+)	ORANGE/PURPLE or GREEN/BLACK	White Harness In Driver's Kick Panel
POWER DOOR UNLOCK	PINK/PURPLE	White Harness In Driver's Kick Panel
Notes: Vehicles without OEM keyless entry: positive trigger, Vehicles with OEM keyless entry: 5-wire reverse polarity		
PARKING LIGHTS (+)	BLACK/YELLOW	At Headlight Switch
DOOR TRIGGER (-)	YELLOW	Harness Behind Fuse Box
FACTORY ALARM DISARM (-)	BLACK/ORANGE	Harness In Driver's Kick Panel
TACHOMETER	BLACK/GRAY or GRAY/BLACK	At Ignition Coil
BRAKE WIRE (+)	WHITE/TAN	Plug At Brake Pedal Switch
HORN TRIGGER (-)	BLACK/RED	Harness At Steering Column
LEFT FRONT WINDOW UP	LT.BLUE	At Driver Window Motor Inside Door
LEFT FRONT WINDOW DOWN	WHITE	At Driver Window Motor Inside Door
RIGHT FRONT WINDOW UP	BROWN/WHITE	Harness In Driver's Kick From Driver Door
RIGHT FRONT WINDOW DOWN	PURPLE/WHITE	Harness In Driver's Kick From Driver Door

INTERFACE	PART NUMBER	NOTES
None required	NA	NA
Please verify all part numbers before ordering.		

AUDIO WIRING			
WIRE	COLOR	LOCATION	NOTES
RADIO 12V	RED/BLUE	Radio Harness	
RADIO SWITCHED	RED/WHITE	Radio Harness	
RADIO GROUND	Not In Harness	Ground Strap	
ILLUMINATION (+)	BLACK/YELLOW	Radio Harness	
POWER ANTENNA (+)		Radio Harness	
AMP TURN ON (+)		Radio Harness	
LEFT FRONT SPEAKER(+)	GREEN	Radio Harness or Speaker	
LEFT FRONT SPEAKER (-)	BROWN/RED	Radio Harness or Speaker	
RIGHT FRONT SPEAKER (+)	VIOLET	Radio Harness or Speaker	
RIGHT FRONT SPEAKER (-)	DARK BLUE/RED	Radio Harness or Speaker	
LEFT REAR SPEAKER (+)	BROWN/YELLOW	Radio Harness or Speaker	
LEFT REAR SPEAKER (-)	BROWN/BLUE	Radio Harness or Speaker	
RIGHT REAR SPEAKER (+)	BLUE/WHITE	Radio Harness or Speaker	
RIGHT REAR SPEAKER (-)	BLUE/ORANGE	Radio Harness or Speaker	
FRONT SPEAKERS SIZE	REAR SPEAKERS SIZE	AMP LOCATION	NOTES
6.5"	6.5"		
RADIO DASH KIT OPTIONS		RADIO WIRE HARNESS OPTIONS	ANTENNA ADAPTER OPTIONS
METRA 99-6501, SCOSCHE CJ1282B		METRA 70-1817, SCOSCHE CR01B	Not required
Please verify all part numbers before ordering.			

ALARM REMOTE START WIRING

WIRE	COLOR	LOCATION
12V CONSTANT WIRE	RED or PINK/BLACK	Ignition harness
STARTER WIRE	BLUE/YELLOW	Ignition harness
12V IGNITION WIRE	DARK BLUE	Ignition harness
12V ACCESSORY WIRE	BLACK/ORANGE	Ignition harness
SECOND 12V ACCESSORY WIRE	BLACK/WHITE	Ignition harness
POWER DOOR LOCK (+)	ORANGE/PURPLE or GREEN/BLACK	White Harness In Driver's Kick Panel
POWER DOOR UNLOCK	PINK/PURPLE	White Harness In Driver's Kick Panel
Notes: Vehicles without OEM keyless entry: positive trigger, Vehicles with OEM keyless entry: 5-wire reverse polarity		
PARKING LIGHTS (+)	BLACK/YELLOW	At Headlight Switch
DOOR TRIGGER (-)	YELLOW	Harness Behind Fuse Box
FACTORY ALARM DISARM (-)	BLACK/ORANGE	Harness In Driver's Kick Panel
TACHOMETER	BLACK/GRAY or GRAY/BLACK	At Ignition Coil
BRAKE WIRE (+)	WHITE/TAN	Plug At Brake Pedal Switch
HORN TRIGGER (-)	BLACK/RED	Harness At Steering Column
LEFT FRONT WINDOW UP	LT.BLUE	At Driver Window Motor Inside Door
LEFT FRONT WINDOW DOWN	WHITE	At Driver Window Motor Inside Door
RIGHT FRONT WINDOW UP	BROWN/WHITE	Harness In Driver's Kick From Driver Door
RIGHT FRONT WINDOW DOWN	PURPLE/WHITE	Harness In Driver's Kick From Driver Door

INTERFACE	PART NUMBER	NOTES
None required	NA	NA
Please verify all part numbers before ordering.		

Remote starter and security installations should be attempted by experienced security installers only. Information contained is accurate to the best of our knowledge and experience. Information contained is without any representation of warranty. It is the installer's responsibility to test and confirm all circuits with a digital multi-meter. Proper installation remains the responsibility of the installer. CarAlarmPros assumes no liability or responsibility resulting from an improper installation, even in reliance with the information contained in this guide.

AUDIO WIRING			
WIRE	COLOR	LOCATION	NOTES
RADIO 12V	RED/BLUE	Radio Harness	
RADIO SWITCHED	RED/WHITE	Radio Harness	
RADIO GROUND	Not In Harness	Ground Strap	
ILLUMINATION (+)	BLACK/YELLOW	Radio Harness	
POWER ANTENNA (+)		Radio Harness	
AMP TURN ON (+)		Radio Harness	
LEFT FRONT SPEAKER(+)	GREEN	Radio Harness or Speaker	
LEFT FRONT SPEAKER (-)	BROWN/RED	Radio Harness or Speaker	
RIGHT FRONT SPEAKER (+)	VIOLET	Radio Harness or Speaker	
RIGHT FRONT SPEAKER (-)	DARK BLUE/RED	Radio Harness or Speaker	
LEFT REAR SPEAKER (+)	BROWN/YELLOW	Radio Harness or Speaker	
LEFT REAR SPEAKER (-)	BROWN/BLUE	Radio Harness or Speaker	
RIGHT REAR SPEAKER (+)	BLUE/WHITE	Radio Harness or Speaker	
RIGHT REAR SPEAKER (-)	BLUE/ORANGE	Radio Harness or Speaker	
FRONT SPEAKERS SIZE	REAR SPEAKERS SIZE	AMP LOCATION	NOTES
6.5"	6.5"		
RADIO DASH KIT OPTIONS		RADIO WIRE HARNESS OPTIONS	ANTENNA ADAPTER OPTIONS
METRA 99-6501, SCOSCHE CJ1282B		METRA 70-1817, SCOSCHE CR01B	Not required
Please verify all part numbers before ordering.			

ALARM REMOTE START WIRING

WIRE	COLOR	LOCATION
12V CONSTANT WIRE	RED or PINK/BLACK	Ignition harness
STARTER WIRE	BLUE/YELLOW	Ignition harness
12V IGNITION WIRE	DARK BLUE	Ignition harness
12V ACCESSORY WIRE	BLACK/ORANGE	Ignition harness
SECOND 12V ACCESSORY WIRE	BLACK/WHITE	Ignition harness
POWER DOOR LOCK (+)	ORANGE/PURPLE or GREEN/BLACK	White Harness In Driver's Kick Panel
POWER DOOR UNLOCK	PINK/PURPLE	White Harness In Driver's Kick Panel
Notes: Vehicles without OEM keyless entry: positive trigger, Vehicles with OEM keyless entry: 5-wire reverse polarity		
PARKING LIGHTS (+)	BLACK/YELLOW	At Headlight Switch
DOOR TRIGGER (-)	YELLOW	Harness Behind Fuse Box
FACTORY ALARM DISARM (-)	BLACK/ORANGE	Harness In Driver's Kick Panel
TACHOMETER	BLACK/GRAY or GRAY/BLACK	At Ignition Coil
BRAKE WIRE (+)	WHITE/TAN	Plug At Brake Pedal Switch
HORN TRIGGER (-)	BLACK/RED	Harness At Steering Column
LEFT FRONT WINDOW UP	LT.BLUE	At Driver Window Motor Inside Door
LEFT FRONT WINDOW DOWN	WHITE	At Driver Window Motor Inside Door
RIGHT FRONT WINDOW UP	BROWN/WHITE	Harness In Driver's Kick From Driver Door
RIGHT FRONT WINDOW DOWN	PURPLE/WHITE	Harness In Driver's Kick From Driver Door

INTERFACE	PART NUMBER	NOTES
None required	NA	NA
Please verify all part numbers before ordering.		

Remote starter and security installations should be attempted by experienced security installers only. Information contained is accurate to the best of our knowledge and experience. Information contained is without any representation of warranty. It is the installer's responsibility to test and confirm all circuits with a digital multi-meter. Proper installation remains the responsibility of the installer. CarAlarmPros assumes no liability or responsibility resulting from an improper installation, even in reliance with the information contained in this guide.

AUDIO WIRING			
WIRE	COLOR	LOCATION	NOTES
RADIO 12V	RED/BLUE	Radio Harness	
RADIO SWITCHED	RED/WHITE	Radio Harness	
RADIO GROUND	Not In Harness	Ground Strap	
ILLUMINATION (+)	BLACK/YELLOW	Radio Harness	
POWER ANTENNA (+)		Radio Harness	
AMP TURN ON (+)		Radio Harness	
LEFT FRONT SPEAKER(+)	GREEN	Radio Harness or Speaker	
LEFT FRONT SPEAKER (-)	BROWN/RED	Radio Harness or Speaker	
RIGHT FRONT SPEAKER (+)	VIOLET	Radio Harness or Speaker	
RIGHT FRONT SPEAKER (-)	DARK BLUE/RED	Radio Harness or Speaker	
LEFT REAR SPEAKER (+)	BROWN/YELLOW	Radio Harness or Speaker	
LEFT REAR SPEAKER (-)	BROWN/BLUE	Radio Harness or Speaker	
RIGHT REAR SPEAKER (+)	BLUE/WHITE	Radio Harness or Speaker	
RIGHT REAR SPEAKER (-)	BLUE/ORANGE	Radio Harness or Speaker	
FRONT SPEAKERS SIZE	REAR SPEAKERS SIZE	AMP LOCATION	NOTES
6.5"	6.5"		
RADIO DASH KIT OPTIONS		RADIO WIRE HARNESS OPTIONS	ANTENNA ADAPTER OPTIONS
METRA 99-6501, SCOSCHE CJ1282B		METRA 70-1817, SCOSCHE CR01B	Not required
Please verify all part numbers before ordering.			

ALARM REMOTE START WIRING

WIRE	COLOR	LOCATION
12V CONSTANT WIRE	RED and PINK/BLACK	Ignition harness
STARTER WIRE	YELLOW	Ignition harness
12V IGNITION WIRE	DARK BLUE	Ignition harness
SECOND 12V IGNITION WIRE	BLACK/ORANGE	Ignition harness
THIRD 12V IGNITION WIRE	GREEN/RED	Ignition harness
12V ACCESSORY WIRE	BLACK/WHITE	Ignition harness
POWER DOOR LOCK (+)	ORANGE/PURPLE or GREEN/BLACK	Harness In Driver's Kick Panel
POWER DOOR UNLOCK	PINK/PURPLE	White Harness In Driver's Kick Panel
Notes: Vehicles without OEM keyless entry: positive trigger, Vehicles with OEM keyless entry: 5-wire reverse polarity		
PARKING LIGHTS (+)	BLACK/YELLOW	Harness Behind Fuse Box Or Headlight Switch
DOOR TRIGGER/ DOMELIGHT SUPER	YELLOW	Harness Behind Fuse Box
FACTORY ALARM ARM AND DISARM	LT.GREEN/ORANGE	Harness Coming Into Vehicle From Driver's Door
Notes: Arm is negative trigger through a 600 ohm resistor. Disarm is negative trigger through a 1300 ohm resistor		
TACHOMETER	BLACK/GRAY or GRAY/BLACK	At Ignition Coil
BRAKE WIRE (+)	WHITE/TAN	Plug At Brake Pedal Switch
HORN TRIGGER (-)	BLACK/RED	Harness At Steering Column
LEFT FRONT WINDOW UP	LT.BLUE	At Driver Window Motor Inside Door
LEFT FRONT WINDOW DOWN	WHITE	At Driver Window Motor Inside Door
RIGHT FRONT WINDOW UP	BROWN/WHITE	Harness In Driver's Kick From Driver Door
RIGHT FRONT WINDOW DOWN	PURPLE/WHITE	Harness In Driver's Kick From Driver Door

INTERFACE	PART NUMBER	NOTES
None required	NA	NA

Please verify all part numbers before ordering.

AUDIO WIRING			
WIRE	COLOR	LOCATION	NOTES
RADIO 12V	RED/BLUE	Radio Harness	
RADIO SWITCHED	RED/WHITE	Radio Harness	
RADIO GROUND	Not In Harness	Ground Strap	
ILLUMINATION (+)	BLACK/YELLOW	Radio Harness	
POWER ANTENNA (+)		Radio Harness	
AMP TURN ON (+)		Radio Harness	
LEFT FRONT SPEAKER(+)	GREEN	Radio Harness or Speaker	
LEFT FRONT SPEAKER (-)	BROWN/RED	Radio Harness or Speaker	
RIGHT FRONT SPEAKER (+)	VIOLET	Radio Harness or Speaker	
RIGHT FRONT SPEAKER (-)	DARK BLUE/RED	Radio Harness or Speaker	
LEFT REAR SPEAKER (+)	BROWN/YELLOW	Radio Harness or Speaker	
LEFT REAR SPEAKER (-)	BROWN/BLUE	Radio Harness or Speaker	
RIGHT REAR SPEAKER (+)	BLUE/WHITE	Radio Harness or Speaker	
RIGHT REAR SPEAKER (-)	BLUE/ORANGE	Radio Harness or Speaker	
FRONT SPEAKERS SIZE	REAR SPEAKERS SIZE	AMP LOCATION	NOTES
6.5"	6.5"		
RADIO DASH KIT OPTIONS		RADIO WIRE HARNESS OPTIONS	ANTENNA ADAPTER OPTIONS
METRA 99-6501, SCOSCHE CJ1282B		METRA 70-1817, SCOSCHE CR01B	Not required
Please verify all part numbers before ordering.			

ALARM REMOTE START WIRING

WIRE	COLOR	LOCATION
12V CONSTANT WIRE	RED/LT.BLUE and PINK/BLACK	Ignition harness
STARTER WIRE	YELLOW	Ignition harness
12V IGNITION WIRE	BLUE	Ignition harness
SECOND 12V IGNITION WIRE	GREEN/RED (18 gauge)	Ignition harness
12V ACCESSORY WIRE	BLACK/ORANGE	Ignition harness
SECOND ACCESSORY WIRE	GREEN	Ignition harness
POWER DOOR LOCK AND UNLOCK	WHITE/GREEN	Central Timer Module In Driver's Kick Panel
Notes: Lock is negative trigger through a 820 ohm resistor. Unlock is negative trigger through a 300 ohm resistor. Refer to TechDoc 3957		
PARKING LIGHTS (+)	BLACK/YELLOW	Headlight switch
LEFT FRONT DOOR TRIGGER (-)	TAN	Central Timer Module In Driver's Kick Panel
PASSENGER DOORS TRIGGER (-)	TAN/RED	Central Timer Module In Driver's Kick Panel
FACTORY ALARM ARM AND DISARM	LT.GREEN/ORANGE	Central Timer Module In Driver's Kick Panel
Notes: Arm is negative trigger through a 644 ohm resistor- will also lock doors. Disarm is negative trigger through a 1565 ohm resistor- will also unlock doors with a double pulse.		
TACHOMETER WIRE	BLACK/GRAY	Ignition coil
Notes: 4.7L models: any wire that is NOT GREEN/ORANGE		
BRAKE WIRE (+)	WHITE/TAN	Plug At Brake Pedal Switch
HORN TRIGGER (-)	BLACK/RED	Harness At Steering Column Or Central Timer Module In Driver's Kick Panel
LEFT FRONT WINDOW UP	LT.BLUE	At Driver Window Motor Inside Door
LEFT FRONT WINDOW DOWN	WHITE	At Driver Window Motor Inside Door
RIGHT FRONT WINDOW UP	BROWN/WHITE	Harness In Driver's Kick From Driver Door
RIGHT FRONT WINDOW DOWN	PURPLE/WHITE	Harness In Driver's Kick From Driver Door
LEFT REAR WINDOW UP	BLUE/WHITE	Harness In Driver's Kick From Driver Door
LEFT REAR WINDOW DOWN	RED/BLACK	Harness In Driver's Kick From Driver Door
RIGHT REAR WINDOW UP	GRAY/BLACK	Harness In Driver's Kick From Driver Door
RIGHT REAR WINDOW DOWN	GREEN/WHITE	Harness In Driver's Kick From Driver Door

INTERFACE	PART NUMBER	NOTES
Immobilizer Bypass Module	DEI 555CW or DEI 556UW	Required when installing a remote start system
Door Lock Interface	DEI 456LW	Optional when interfacing with door locks

Please verify all part numbers before ordering.

AUDIO WIRING			
WIRE	COLOR	LOCATION	NOTES
RADIO 12V	RED/BLUE	Radio Harness	
RADIO SWITCHED	RED/WHITE	Radio Harness	
RADIO GROUND	Not In Harness	Ground Strap	
ILLUMINATION (+)	BLACK/YELLOW	Radio Harness	
POWER ANTENNA (+)		Radio Harness	
AMP TURN ON (+)		Radio Harness	
LEFT FRONT SPEAKER(+)	GREEN	Radio Harness or Speaker	
LEFT FRONT SPEAKER (-)	BROWN/RED	Radio Harness or Speaker	
RIGHT FRONT SPEAKER (+)	BROWN/YELLOW	Radio Harness or Speaker	
RIGHT FRONT SPEAKER (-)	BROWN/LT.BLUE	Radio Harness or Speaker	
LEFT REAR SPEAKER (+)	WHITE	Radio Harness or Speaker	
LEFT REAR SPEAKER (-)	DARK BLUE/RED	Radio Harness or Speaker	
RIGHT REAR SPEAKER (+)	BROWN/WHITE	Radio Harness or Speaker	
RIGHT REAR SPEAKER (-)	BROWN/ORANGE	Radio Harness or Speaker	
FRONT SPEAKERS SIZE	REAR SPEAKERS SIZE	AMP LOCATION	NOTES
6.5"	6.5"		
RADIO DASH KIT OPTIONS		RADIO WIRE HARNESS OPTIONS	ANTENNA ADAPTER OPTIONS
METRA 99-6501, SCOSCHE CJ1282B		METRA 70-1817, SCOSCHE CR01B	Not required
Please verify all part numbers before ordering.			

ALARM REMOTE START WIRING

WIRE	COLOR	LOCATION
12V CONSTANT WIRE	RED/LT.BLUE and PINK/BLACK	Ignition harness
STARTER WIRE	YELLOW	Ignition harness
12V IGNITION WIRE	BLUE	Ignition harness
SECOND 12V IGNITION WIRE	GREEN/RED (18 gauge)	Ignition harness
12V ACCESSORY WIRE	BLACK/ORANGE	Ignition harness
SECOND ACCESSORY WIRE	GREEN	Ignition harness
POWER DOOR LOCK AND UNLOCK	WHITE/GREEN	Central Timer Module In Driver's Kick Panel
Notes: Lock is negative trigger through a 820 ohm resistor. Unlock is negative trigger through a 300 ohm resistor. Refer to TechDoc 3957		
PARKING LIGHTS (+)	BLACK/YELLOW	Headlight switch
LEFT FRONT DOOR TRIGGER (-)	TAN	Central Timer Module In Driver's Kick Panel
PASSENGER DOORS TRIGGER (-)	TAN/RED	Central Timer Module In Driver's Kick Panel
FACTORY ALARM ARM AND DISARM	LT.GREEN/ORANGE	Central Timer Module In Driver's Kick Panel
Notes: Arm is negative trigger through a 644 ohm resistor- will also lock doors. Disarm is negative trigger through a 1565 ohm resistor- will also unlock doors with a double pulse.		
TACHOMETER WIRE	BLACK/GRAY	Ignition coil
Notes: 4.7L models: any wire that is NOT GREEN/ORANGE		
BRAKE WIRE (+)	WHITE/TAN	Plug At Brake Pedal Switch
HORN TRIGGER (-)	BLACK/RED	Harness At Steering Column Or Central Timer Module In Driver's Kick Panel
LEFT FRONT WINDOW UP	LT.BLUE	At Driver Window Motor Inside Door
LEFT FRONT WINDOW DOWN	WHITE	At Driver Window Motor Inside Door
RIGHT FRONT WINDOW UP	BROWN/WHITE	Harness In Driver's Kick From Driver Door
RIGHT FRONT WINDOW DOWN	PURPLE/WHITE	Harness In Driver's Kick From Driver Door
LEFT REAR WINDOW UP	BLUE/WHITE	Harness In Driver's Kick From Driver Door
LEFT REAR WINDOW DOWN	RED/BLACK	Harness In Driver's Kick From Driver Door
RIGHT REAR WINDOW UP	GRAY/BLACK	Harness In Driver's Kick From Driver Door
RIGHT REAR WINDOW DOWN	GREEN/WHITE	Harness In Driver's Kick From Driver Door

INTERFACE	PART NUMBER	NOTES
Immobilizer Bypass Module	DEI 555CW or DEI 556UW	Required when installing a remote start system
Door Lock Interface	DEI 456LW	Optional when interfacing with door locks

Please verify all part numbers before ordering.

AUDIO WIRING			
WIRE	COLOR	LOCATION	NOTES
RADIO 12V	RED/BLUE	Radio Harness	
RADIO SWITCHED	RED/WHITE	Radio Harness	
RADIO GROUND	Not In Harness	Ground Strap	
ILLUMINATION (+)	BLACK/YELLOW	Radio Harness	
POWER ANTENNA (+)		Radio Harness	
AMP TURN ON (+)		Radio Harness	
LEFT FRONT SPEAKER(+)	GREEN	Radio Harness or Speaker	
LEFT FRONT SPEAKER (-)	BROWN/RED	Radio Harness or Speaker	
RIGHT FRONT SPEAKER (+)	BROWN/YELLOW	Radio Harness or Speaker	
RIGHT FRONT SPEAKER (-)	BROWN/LT.BLUE	Radio Harness or Speaker	
LEFT REAR SPEAKER (+)	WHITE	Radio Harness or Speaker	
LEFT REAR SPEAKER (-)	DARK BLUE/RED	Radio Harness or Speaker	
RIGHT REAR SPEAKER (+)	BROWN/WHITE	Radio Harness or Speaker	
RIGHT REAR SPEAKER (-)	BROWN/ORANGE	Radio Harness or Speaker	
FRONT SPEAKERS SIZE	REAR SPEAKERS SIZE	AMP LOCATION	NOTES
6.5"	6.5"		
RADIO DASH KIT OPTIONS		RADIO WIRE HARNESS OPTIONS	ANTENNA ADAPTER OPTIONS
METRA 99-6505, SCOSCHE CR1277B		METRA 70-6502, SCOSCHE CR02B	METRA 40-CR10, SCOSCHE CRAB
Please verify all part numbers before ordering.			

ALARM REMOTE START WIRING

WIRE	COLOR	LOCATION
12V CONSTANT WIRE	RED/LT.BLUE and PINK/BLACK	Ignition harness
STARTER WIRE	YELLOW	Ignition harness
12V IGNITION WIRE	BLUE	Ignition harness
SECOND 12V IGNITION WIRE	GREEN/RED (18 gauge)	Ignition harness
12V ACCESSORY WIRE	BLACK/ORANGE	Ignition harness
SECOND ACCESSORY WIRE	GREEN	Ignition harness
POWER DOOR LOCK AND UNLOCK	WHITE/GREEN	Central Timer Module In Driver's Kick Panel
Notes: Lock is negative trigger through a 820 ohm resistor. Unlock is negative trigger through a 300 ohm resistor. Refer to TechDoc 3957		
PARKING LIGHTS (+)	BLACK/YELLOW	Headlight switch
LEFT FRONT DOOR TRIGGER (-)	TAN	Central Timer Module In Driver's Kick Panel
PASSENGER DOORS TRIGGER (-)	TAN/RED	Central Timer Module In Driver's Kick Panel
FACTORY ALARM ARM AND DISARM	LT.GREEN/ORANGE	Central Timer Module In Driver's Kick Panel
Notes: Arm is negative trigger through a 644 ohm resistor- will also lock doors. Disarm is negative trigger through a 1565 ohm resistor- will also unlock doors with a double pulse.		
TACHOMETER WIRE	BLACK/GRAY	Ignition coil
Notes: 4.7L models: any wire that is NOT GREEN/ORANGE		
BRAKE WIRE (+)	WHITE/TAN	Plug At Brake Pedal Switch
HORN TRIGGER (-)	BLACK/RED	Harness At Steering Column Or Central Timer Module In Driver's Kick Panel
LEFT FRONT WINDOW UP	LT.BLUE	At Driver Window Motor Inside Door
LEFT FRONT WINDOW DOWN	WHITE	At Driver Window Motor Inside Door
RIGHT FRONT WINDOW UP	BROWN/WHITE	Harness In Driver's Kick From Driver Door
RIGHT FRONT WINDOW DOWN	PURPLE/WHITE	Harness In Driver's Kick From Driver Door
LEFT REAR WINDOW UP	BLUE/WHITE	Harness In Driver's Kick From Driver Door
LEFT REAR WINDOW DOWN	RED/BLACK	Harness In Driver's Kick From Driver Door
RIGHT REAR WINDOW UP	GRAY/BLACK	Harness In Driver's Kick From Driver Door
RIGHT REAR WINDOW DOWN	GREEN/WHITE	Harness In Driver's Kick From Driver Door

INTERFACE	PART NUMBER	NOTES
Immobilizer Bypass Module	DEI 555CW or DEI 556UW	Required when installing a remote start system
Door Lock Interface	DEI 456LW	Optional when interfacing with door locks

Please verify all part numbers before ordering.

AUDIO WIRING			
WIRE	COLOR	LOCATION	NOTES
RADIO 12V	RED/BLUE	Radio Harness	
RADIO SWITCHED	RED/WHITE	Radio Harness	
RADIO GROUND	Not In Harness	Ground Strap	
ILLUMINATION (+)	BLACK/YELLOW	Radio Harness	
POWER ANTENNA (+)		Radio Harness	
AMP TURN ON (+)		Radio Harness	
LEFT FRONT SPEAKER(+)	GREEN	Radio Harness or Speaker	
LEFT FRONT SPEAKER (-)	BROWN/RED	Radio Harness or Speaker	
RIGHT FRONT SPEAKER (+)	BROWN/YELLOW	Radio Harness or Speaker	
RIGHT FRONT SPEAKER (-)	BROWN/LT.BLUE	Radio Harness or Speaker	
LEFT REAR SPEAKER (+)	WHITE	Radio Harness or Speaker	
LEFT REAR SPEAKER (-)	DARK BLUE/RED	Radio Harness or Speaker	
RIGHT REAR SPEAKER (+)	BROWN/WHITE	Radio Harness or Speaker	
RIGHT REAR SPEAKER (-)	BROWN/ORANGE	Radio Harness or Speaker	
FRONT SPEAKERS SIZE	REAR SPEAKERS SIZE	AMP LOCATION	NOTES
6.5"	6.5"		
RADIO DASH KIT OPTIONS		RADIO WIRE HARNESS OPTIONS	ANTENNA ADAPTER OPTIONS
METRA 99-6505, SCOSCHE CR1277B		METRA 70-6502, SCOSCHE CR02B	METRA 40-CR10, SCOSCHE CRAB
Please verify all part numbers before ordering.			

ALARM REMOTE START WIRING

WIRE	COLOR	LOCATION
12V CONSTANT WIRE	RED/LT.BLUE and PINK/BLACK	Ignition harness
STARTER WIRE	YELLOW	Ignition harness
12V IGNITION WIRE	BLUE	Ignition harness
SECOND 12V IGNITION WIRE	GREEN/RED (18 gauge)	Ignition harness
12V ACCESSORY WIRE	BLACK/ORANGE	Ignition harness
SECOND ACCESSORY WIRE	GREEN	Ignition harness
POWER DOOR LOCK AND UNLOCK	WHITE/GREEN	Central Timer Module In Driver's Kick Panel
Notes: Lock is negative trigger through a 820 ohm resistor. Unlock is negative trigger through a 300 ohm resistor. Refer to TechDoc 3957		
PARKING LIGHTS (+)	BLACK/YELLOW	Headlight switch
LEFT FRONT DOOR TRIGGER (-)	TAN	Central Timer Module In Driver's Kick Panel
PASSENGER DOORS TRIGGER (-)	TAN/RED	Central Timer Module In Driver's Kick Panel
FACTORY ALARM ARM AND DISARM	LT.GREEN/ORANGE	Central Timer Module In Driver's Kick Panel
Notes: Arm is negative trigger through a 644 ohm resistor- will also lock doors. Disarm is negative trigger through a 1565 ohm resistor- will also unlock doors with a double pulse.		
TACHOMETER WIRE	BLACK/GRAY	Ignition coil
Notes: 4.7L models: any wire that is NOT GREEN/ORANGE		
BRAKE WIRE (+)	WHITE/TAN	Plug At Brake Pedal Switch
HORN TRIGGER (-)	BLACK/RED	Harness At Steering Column Or Central Timer Module In Driver's Kick Panel
LEFT FRONT WINDOW UP	LT.BLUE	At Driver Window Motor Inside Door
LEFT FRONT WINDOW DOWN	WHITE	At Driver Window Motor Inside Door
RIGHT FRONT WINDOW UP	BROWN/WHITE	Harness In Driver's Kick From Driver Door
RIGHT FRONT WINDOW DOWN	PURPLE/WHITE	Harness In Driver's Kick From Driver Door
LEFT REAR WINDOW UP	BLUE/WHITE	Harness In Driver's Kick From Driver Door
LEFT REAR WINDOW DOWN	RED/BLACK	Harness In Driver's Kick From Driver Door
RIGHT REAR WINDOW UP	GRAY/BLACK	Harness In Driver's Kick From Driver Door
RIGHT REAR WINDOW DOWN	GREEN/WHITE	Harness In Driver's Kick From Driver Door

INTERFACE	PART NUMBER	NOTES
Immobilizer Bypass Module	DEI 555CW or DEI 556UW	Required when installing a remote start system
Door Lock Interface	DEI 456LW	Optional when interfacing with door locks

Please verify all part numbers before ordering.

AUDIO WIRING			
WIRE	COLOR	LOCATION	NOTES
RADIO 12V	RED/BLUE	Radio Harness	
RADIO SWITCHED	RED/WHITE	Radio Harness	
RADIO GROUND	Not In Harness	Ground Strap	
ILLUMINATION (+)	BLACK/YELLOW	Radio Harness	
POWER ANTENNA (+)		Radio Harness	
AMP TURN ON (+)		Radio Harness	
LEFT FRONT SPEAKER(+)	GREEN	Radio Harness or Speaker	
LEFT FRONT SPEAKER (-)	BROWN/RED	Radio Harness or Speaker	
RIGHT FRONT SPEAKER (+)	BROWN/YELLOW	Radio Harness or Speaker	
RIGHT FRONT SPEAKER (-)	BROWN/LT.BLUE	Radio Harness or Speaker	
LEFT REAR SPEAKER (+)	WHITE	Radio Harness or Speaker	
LEFT REAR SPEAKER (-)	DARK BLUE/RED	Radio Harness or Speaker	
RIGHT REAR SPEAKER (+)	BROWN/WHITE	Radio Harness or Speaker	
RIGHT REAR SPEAKER (-)	BROWN/ORANGE	Radio Harness or Speaker	
FRONT SPEAKERS SIZE	REAR SPEAKERS SIZE	AMP LOCATION	NOTES
6.5"	6.5"		
RADIO DASH KIT OPTIONS		RADIO WIRE HARNESS OPTIONS	ANTENNA ADAPTER OPTIONS
METRA 99-6505, SCOSCHE CR1277B		METRA 70-6502, SCOSCHE CR02B	METRA 40-CR10, SCOSCHE CRAB
Please verify all part numbers before ordering.			

ALARM REMOTE START WIRING

WIRE	COLOR	LOCATION
12V CONSTANT WIRE	RED, RED/LT.BLUE, RED/ORANGE	Ignition harness
STARTER WIRE	PINK/LT.BLUE	Ignition harness
12V IGNITION WIRE	PINK/LT.GREEN	Ignition harness
12V ACCESSORY WIRE	DARK BLUE	Ignition harness
SECOND ACCESSORY WIRE	PINK/WHITE	Ignition harness
THIRD ACCESSORY WIRE	PINK	Ignition harness
FOURTH ACCESSORY WIRE	PINK/YELLOW	Ignition harness
POWER DOOR LOCK AND UNLOCK	PURPLE/DK.GREEN	Central Timer Module In Driver's Kick Panel
Notes: Lock is a negative trigger through a 330- ohm resistor. Unlock is a negative trigger through a 100-ohm resistor. Relays must be used. Refer to TechDoc 3957		
PARKING LIGHTS (+)	PINK/RED & WHITE/ORANGE	In 20-pin Connector At Fuse Box Inside Engine Bay
Notes: There is a separate parking light wire for the left side and right side. Must diode isolate. Refer to TechDoc 3221		
PARKING LIGHTS (-)	PINK/RED	At 16-pin Grey Plug On Gauge Cluster
Notes: Parking lights are negative trigger through a 1130-ohm resistor. Must use a relay to interface. Refer to TechDoc 3964		
LEFT FRONT DOOR TRIGGER (-)	PURPLE	At 26-pin Grey Plug On Gauge Cluster
RIGHT FRONT DOOR TRIGGER (-)	PURPLE/WHITE	At White Plug On Gauge Cluster
LEFT REAR DOOR TRIGGER (-)	PURPLE/GREY	At 26-pin Grey Plug On Gauge Cluster
RIGHT REAR DOOR TRIGGER (-)	PURPLE/YELLOW	At White Plug On Gauge Cluster
DOMELIGHT SUPERVISION (-)	YELLOW/ORANGE	At White Plug On Gauge Cluster
FACTORY ALARM ARM	Factory security arms with factory remote or on lock with door open	
FACTORY ALARM DISARM	Factory security disarms with factory remote or when starting vehicle	
TACHOMETER WIRE	Wire that is NOT RED	Ignition coil
BRAKE WIRE (+)	WHITE/LT.BLUE	Plug At Brake Pedal Switch
HORN TRIGGER (-)	DK.GREEN/PURPLE	At 26-pin Grey Plug On Gauge Cluster
LEFT FRONT WINDOW UP	ORANGE/LT.GREEN	At Driver Window Motor Inside Door
LEFT FRONT WINDOW DOWN	ORANGE/WHITE	At Driver Window Motor Inside Door
RIGHT FRONT WINDOW UP	ORANGE/TAN	Harness In Driver's Kick From Driver Door
RIGHT FRONT WINDOW DOWN	ORANGE/GRAY	Harness In Driver's Kick From Driver Door
LEFT REAR WINDOW UP	ORANGE/BLACK	Harness In Driver's Kick From Driver Door
LEFT REAR WINDOW DOWN	ORANGE/RED	Harness In Driver's Kick From Driver Door
RIGHT REAR WINDOW UP	TAN/YELLOW	Harness In Driver's Kick From Driver Door
RIGHT REAR WINDOW DOWN	ORANGE/DK.BLUE	Harness In Driver's Kick From Driver Door

INTERFACE	PART NUMBER	NOTES
Immobilizer Bypass Module	DEI 555CW or DEI 556UW	Required when installing a remote start system
Door Lock Interface	DEI 456LW	Optional when interfacing with door locks
Please verify all part numbers before ordering.		

Remote starter and security installations should be attempted by experienced security installers only. Information contained is accurate to the best of our knowledge and experience. Information contained is without any representation of warranty. It is the installer's responsibility to test and confirm all circuits with a digital multi-meter. Proper installation remains the responsibility of the installer. CarAlarmPros assumes no liability or responsibility resulting from an improper installation, even in reliance with the information contained in this guide.

AUDIO WIRING			
WIRE	COLOR	LOCATION	NOTES
RADIO 12V	RED/BLACK	Radio Harness	
RADIO SWITCHED	Not In Harness		The radio harness does not supply a switched power source
RADIO GROUND	BLACK	Radio Harness	
ILLUMINATION (+)		Radio Harness	
POWER ANTENNA (+)		Radio Harness	
AMP TURN ON (+)		Radio Harness	
LEFT FRONT SPEAKER(+)	DARK GREEN	Radio Harness or Speaker	
LEFT FRONT SPEAKER (-)	DARK GREEN/BROWN	Radio Harness or Speaker	
RIGHT FRONT SPEAKER (+)	GRAY	Radio Harness or Speaker	
RIGHT FRONT SPEAKER (-)	GRAY/BROWN	Radio Harness or Speaker	
LEFT REAR SPEAKER (+)	DARK GREEN/DARK BLUE	Radio Harness or Speaker	
LEFT REAR SPEAKER (-)	DARK GREEN/ORANGE	Radio Harness or Speaker	
RIGHT REAR SPEAKER (+)	GRAY/DARK BLUE	Radio Harness or Speaker	
RIGHT REAR SPEAKER (-)	GRAY/ORANGE	Radio Harness or Speaker	
FRONT SPEAKERS SIZE	REAR SPEAKERS SIZE	AMP LOCATION	NOTES
6.5"	6.5"	In Passenger Kick Panel	
RADIO DASH KIT OPTIONS		RADIO WIRE HARNESS OPTIONS	ANTENNA ADAPTER OPTIONS
METRA 99-6507, SCOSCHE CR1286B		METRA XSVI-6502-NAV, SCOSCHE S3-SR1 + S3CR02B	METRA 40-EU10, SCOSCHE VWA3B
Please verify all part numbers before ordering.			

Remote starter and security installations should be attempted by experienced security installers only. Information contained is accurate to the best of our knowledge and experience. Information contained is without any representation of warranty. It is the installer's responsibility to test and confirm all circuits with a digital multi-meter. Proper installation remains the responsibility of the installer. CarAlarmPros assumes no liability or responsibility resulting from an improper installation, even in reliance with the information contained in this guide.

ALARM REMOTE START WIRING

WIRE	COLOR	LOCATION
12V CONSTANT WIRE	RED, RED/LT.BLUE	Ignition harness
STARTER WIRE	PINK/LT.BLUE	Ignition harness
12V IGNITION WIRE	PINK/LT.GREEN	Ignition harness
SECOND 12V IGNITION WIRE	PINK	Ignition harness
12V ACCESSORY WIRE	PINK/WHITE	Ignition harness
SECOND ACCESSORY WIRE	PINK/YELLOW	Ignition harness
THIRD ACCESSORY WIRE	PINK/YELLOW	Ignition harness
FOURTH ACCESSORY WIRE (-)	PURPLE	Ignition harness
POWER DOOR LOCK AND UNLOCK	PURPLE/DK.GREEN	Central Timer Module In Driver's Kick Panel

Notes: Lock is a negative trigger through a 330- ohm resistor. Unlock is a negative trigger through a 100-ohm resistor. Relays must be used. Refer to TechDoc 3957

PARKING LIGHTS (+)	PINK/RED & WHITE/ORANGE	In 20-pin Connector At Fuse Box Inside Engine Bay
--------------------	-------------------------	---

Notes: There is a separate parking light wire for the left side and right side. Must diode isolate. Refer to TechDoc 3221

PARKING LIGHTS (-)	PINK/RED	At 16-pin Grey Plug On Gauge Cluster
--------------------	----------	--------------------------------------

Notes: Parking lights are negative trigger through a 1130-ohm resistor. Must use a relay to interface. Refer to TechDoc 3964

LEFT FRONT DOOR TRIGGER (-)	PURPLE	Pin 6 In 26-pin Grey Plug On Gauge Cluster
RIGHT FRONT DOOR TRIGGER (-)	PURPLE/WHITE	Pin 23 At White Plug On Gauge Cluster
LEFT REAR DOOR TRIGGER (-)	PURPLE/GREY	Pin 8 In 26-pin Grey Plug On Gauge Cluster
RIGHT REAR DOOR TRIGGER (-)	PURPLE/YELLOW	Pin 22 At White Plug On Gauge Cluster
DOMELIGHT SUPERVISION (+)	YELLOW/ORANGE	Pin 11 At White Plug On Gauge Cluster

FACTORY ALARM ARM	Factory security arms with factory remote or on lock with door open	
-------------------	---	--

FACTORY ALARM DISARM	Factory security disarms with factory remote or when starting vehicle	
----------------------	---	--

TACHOMETER WIRE	Wire that is NOT RED	Ignition coil
-----------------	----------------------	---------------

BRAKE WIRE (+)	WHITE/LT.BLUE	Plug At Brake Pedal Switch
----------------	---------------	----------------------------

HORN TRIGGER (-)	DK.GREEN/PURPLE	At 26-pin Grey Plug On Gauge Cluster
------------------	-----------------	--------------------------------------

LEFT FRONT WINDOW UP	ORANGE/LT.GREEN	At Driver Window Motor Inside Door
----------------------	-----------------	------------------------------------

LEFT FRONT WINDOW DOWN	ORANGE/WHITE	At Driver Window Motor Inside Door
------------------------	--------------	------------------------------------

RIGHT FRONT WINDOW UP	ORANGE/TAN	Harness In Driver's Kick From Driver Door
-----------------------	------------	---

RIGHT FRONT WINDOW DOWN	ORANGE/GRAY	Harness In Driver's Kick From Driver Door
-------------------------	-------------	---

LEFT REAR WINDOW UP	ORANGE/BLACK	Harness In Driver's Kick From Driver Door
---------------------	--------------	---

LEFT REAR WINDOW DOWN	ORANGE/RED	Harness In Driver's Kick From Driver Door
-----------------------	------------	---

RIGHT REAR WINDOW UP	TAN/YELLOW	Harness In Driver's Kick From Driver Door
----------------------	------------	---

RIGHT REAR WINDOW DOWN	ORANGE/DK.BLUE	Harness In Driver's Kick From Driver Door
------------------------	----------------	---

INTERFACE	PART NUMBER	NOTES
Immobilizer Bypass Module	DEI 555CW or DEI 556UW	Required when installing a remote start system
Door Lock Interface	DEI 456LW	Optional when interfacing with door locks

Please verify all part numbers before ordering.

AUDIO WIRING			
WIRE	COLOR	LOCATION	NOTES
RADIO 12V	RED/BLACK	Radio Harness	
RADIO SWITCHED	Not In Harness		The radio harness does not supply a switched power source
RADIO GROUND	BLACK	Radio Harness	
ILLUMINATION (+)		Radio Harness	
POWER ANTENNA (+)		Radio Harness	
AMP TURN ON (+)		Radio Harness	
LEFT FRONT SPEAKER(+)	DARK GREEN	Radio Harness or Speaker	
LEFT FRONT SPEAKER (-)	DARK GREEN/BROWN	Radio Harness or Speaker	
RIGHT FRONT SPEAKER (+)	GRAY	Radio Harness or Speaker	
RIGHT FRONT SPEAKER (-)	GRAY/BROWN	Radio Harness or Speaker	
LEFT REAR SPEAKER (+)	DARK GREEN/DARK BLUE	Radio Harness or Speaker	
LEFT REAR SPEAKER (-)	DARK GREEN/ORANGE	Radio Harness or Speaker	
RIGHT REAR SPEAKER (+)	GRAY/DARK BLUE	Radio Harness or Speaker	
RIGHT REAR SPEAKER (-)	GRAY/ORANGE	Radio Harness or Speaker	
FRONT SPEAKERS SIZE	REAR SPEAKERS SIZE	AMP LOCATION	NOTES
6.5"	6.5"	In Passenger Kick Panel	
RADIO DASH KIT OPTIONS		RADIO WIRE HARNESS OPTIONS	ANTENNA ADAPTER OPTIONS
METRA 99-6507, SCOSCHE CR1286B		METRA XSVI-6502-NAV, SCOSCHE S3-SR1 + S3CR02B	METRA 40-EU10, SCOSCHE VWA3B
Please verify all part numbers before ordering.			

Remote starter and security installations should be attempted by experienced security installers only. Information contained is accurate to the best of our knowledge and experience. Information contained is without any representation of warranty. It is the installer's responsibility to test and confirm all circuits with a digital multi-meter. Proper installation remains the responsibility of the installer. CarAlarmPros assumes no liability or responsibility resulting from an improper installation, even in reliance with the information contained in this guide.

ALARM REMOTE START WIRING

WIRE	COLOR	LOCATION
12V CONSTANT WIRE	RED	Battery

STARTER WIRE

SECOND STARTER WIRE	PURPLE/BROWN	Pin 2 in 6-Pin Plug At Ignition Switch
---------------------	--------------	--

Notes: Negative trigger through a 180-Ohm resistor. Refer to TechDoc 3011

12V IGNITION WIRE	PINK/GRAY	Pin 3 in 6-Pin Plug At Ignition Switch
-------------------	-----------	--

12V ACCESSORY WIRE	SAME AS SECOND STARTER WIRE	Pin 2 in 6-Pin Plug At Ignition Switch
--------------------	-----------------------------	--

Notes: Negative trigger through a 560-Ohm resistor. Refer to TechDoc 3011

KEY-SENSE WIRE	SAME AS SECOND STARTER WIRE	Pin 2 in 6-Pin Plug At Ignition Switch
----------------	-----------------------------	--

Notes: Negative trigger through a 8.5K-Ohm resistor

POWER DOOR LOCK AND UNLOCK	PURPLE/DK.GREEN	Harness in Driver's Kick Panel
----------------------------	-----------------	--------------------------------

Notes: Lock is a negative trigger through a 330-ohm resistor. Unlock is a negative trigger through a 100-ohm resistor. Relays must be used. Refer to TechDoc 3957

PARKING LIGHTS (-)	PINK/RED	At 16-pin Grey Plug On Gauge Cluster
--------------------	----------	--------------------------------------

Notes: Parking lights are negative trigger through a 1130-ohm resistor. Must use a relay to interface. Refer to TechDoc 3964

REVERSE LIGHTS (-)	WHITE/LT.GREEN	Pin 27 in 40-Pin Brown Plug At Fuse Box On Driver-Side Fender
--------------------	----------------	---

LEFT FRONT DOOR TRIGGER (-)	PURPLE	Pin 6 In 26-pin Grey Plug On Gauge Cluster
-----------------------------	--------	--

RIGHT FRONT DOOR TRIGGER (-)	PURPLE/WHITE	Pin 23 At White Plug On Gauge Cluster
------------------------------	--------------	---------------------------------------

LEFT REAR DOOR TRIGGER (-)	PURPLE/GREY	Pin 8 In 26-pin Grey Plug On Gauge Cluster
----------------------------	-------------	--

RIGHT REAR DOOR TRIGGER (-)	PURPLE/YELLOW	Pin 22 At White Plug On Gauge Cluster
-----------------------------	---------------	---------------------------------------

DOMELIGHT SUPERVISION (-)	YELLOW/ORANGE	Pin 11 At White Plug On Gauge Cluster
---------------------------	---------------	---------------------------------------

FACTORY ALARM ARM	Factory security arms with factory remote or on lock with door open	
-------------------	---	--

FACTORY ALARM DISARM	Factory security disarms with factory remote or when starting vehicle	
----------------------	---	--

TACHOMETER WIRE	Wire that is NOT RED	Ignition coil
-----------------	----------------------	---------------

BRAKE WIRE (+)	WHITE/LT.BLUE	Plug At Brake Pedal Switch
----------------	---------------	----------------------------

HORN TRIGGER (-)	DK.GREEN/PURPLE	At 26-pin Grey Plug On Gauge Cluster
------------------	-----------------	--------------------------------------

LEFT FRONT WINDOW UP	ORANGE/LT.GREEN	At Switch In Left Front Door
----------------------	-----------------	------------------------------

LEFT FRONT WINDOW DOWN	ORANGE/WHITE	At Switch In Left Front Door
------------------------	--------------	------------------------------

RIGHT FRONT WINDOW UP	ORANGE/TAN	At Switch In Left Front Door
-----------------------	------------	------------------------------

RIGHT FRONT WINDOW DOWN	ORANGE/GRAY	At Switch In Left Front Door
-------------------------	-------------	------------------------------

LEFT REAR WINDOW UP	ORANGE/BLACK	At Switch In Left Front Door
---------------------	--------------	------------------------------

LEFT REAR WINDOW DOWN	ORANGE/RED	At Switch In Left Front Door
-----------------------	------------	------------------------------

RIGHT REAR WINDOW UP	TAN/YELLOW	At Switch In Left Front Door
----------------------	------------	------------------------------

RIGHT REAR WINDOW DOWN	ORANGE/DK.BLUE	At Switch In Left Front Door
------------------------	----------------	------------------------------

INTERFACE	PART NUMBER	NOTES
Immobilizer Bypass Module	DEI 555CW or DEI 556UW	Required when installing a remote start system
Door Lock Interface	DEI 456LW	Optional when interfacing with door locks

Please verify all part numbers before ordering.

AUDIO WIRING			
WIRE	COLOR	LOCATION	NOTES
RADIO 12V	RED/BLACK	Radio Harness	
RADIO SWITCHED	Not In Harness		The radio harness does not supply a switched power source
RADIO GROUND	BLACK	Radio Harness	
ILLUMINATION (+)		Radio Harness	
POWER ANTENNA (+)		Radio Harness	
AMP TURN ON (+)		Radio Harness	
LEFT FRONT SPEAKER(+)	DARK GREEN	Radio Harness or Speaker	
LEFT FRONT SPEAKER (-)	DARK GREEN/BROWN	Radio Harness or Speaker	
RIGHT FRONT SPEAKER (+)	GRAY	Radio Harness or Speaker	
RIGHT FRONT SPEAKER (-)	GRAY/BROWN	Radio Harness or Speaker	
LEFT REAR SPEAKER (+)	DARK GREEN/DARK BLUE	Radio Harness or Speaker	
LEFT REAR SPEAKER (-)	DARK GREEN/ORANGE	Radio Harness or Speaker	
RIGHT REAR SPEAKER (+)	GRAY/DARK BLUE	Radio Harness or Speaker	
RIGHT REAR SPEAKER (-)	GRAY/ORANGE	Radio Harness or Speaker	
FRONT SPEAKERS SIZE	REAR SPEAKERS SIZE	AMP LOCATION	NOTES
6.5"	6.5"	In Passenger Kick Panel	
RADIO DASH KIT OPTIONS		RADIO WIRE HARNESS OPTIONS	ANTENNA ADAPTER OPTIONS
METRA 99-6507, SCOSCHE CR1286B		METRA XSVI-6502-NAV, SCOSCHE S3-SR1 + S3CR02B	METRA 40-EU10, SCOSCHE VWA3B
Please verify all part numbers before ordering.			

Remote starter and security installations should be attempted by experienced security installers only. Information contained is accurate to the best of our knowledge and experience. Information contained is without any representation of warranty. It is the installer's responsibility to test and confirm all circuits with a digital multi-meter. Proper installation remains the responsibility of the installer. CarAlarmPros assumes no liability or responsibility resulting from an improper installation, even in reliance with the information contained in this guide.

ALARM REMOTE START WIRING

WIRE	COLOR	LOCATION
12V CONSTANT WIRE	RED	Battery

STARTER WIRE

SECOND STARTER WIRE	PURPLE/BROWN	Pin 2 in 6-Pin Plug At Ignition Switch
---------------------	--------------	--

Notes: Negative trigger through a 180-Ohm resistor. Refer to TechDoc 3011

12V IGNITION WIRE	PINK/GRAY	Pin 3 in 6-Pin Plug At Ignition Switch
-------------------	-----------	--

12V ACCESSORY WIRE	SAME AS SECOND STARTER WIRE	Pin 2 in 6-Pin Plug At Ignition Switch
--------------------	-----------------------------	--

Notes: Negative trigger through a 560-Ohm resistor. Refer to TechDoc 3011

KEY-SENSE WIRE	SAME AS SECOND STARTER WIRE	Pin 2 in 6-Pin Plug At Ignition Switch
----------------	-----------------------------	--

Notes: Negative trigger through a 8.5K-Ohm resistor

POWER DOOR LOCK AND UNLOCK	PURPLE/DK.GREEN	Harness in Driver's Kick Panel
----------------------------	-----------------	--------------------------------

Notes: Lock is a negative trigger through a 330-ohm resistor. Unlock is a negative trigger through a 100-ohm resistor. Relays must be used. Refer to TechDoc 3957

PARKING LIGHTS (-)	PINK/RED	At 16-pin Grey Plug On Gauge Cluster
--------------------	----------	--------------------------------------

Notes: Parking lights are negative trigger through a 1130-ohm resistor. Must use a relay to interface. Refer to TechDoc 3964

REVERSE LIGHTS (-)	WHITE/LT.GREEN	Pin 27 in 40-Pin Brown Plug At Fuse Box On Driver-Side Fender
--------------------	----------------	---

LEFT FRONT DOOR TRIGGER (-)	PURPLE	Pin 6 In 26-pin Grey Plug On Gauge Cluster
-----------------------------	--------	--

RIGHT FRONT DOOR TRIGGER (-)	PURPLE/WHITE	Pin 23 At White Plug On Gauge Cluster
------------------------------	--------------	---------------------------------------

LEFT REAR DOOR TRIGGER (-)	PURPLE/GREY	Pin 8 In 26-pin Grey Plug On Gauge Cluster
----------------------------	-------------	--

RIGHT REAR DOOR TRIGGER (-)	PURPLE/YELLOW	Pin 22 At White Plug On Gauge Cluster
-----------------------------	---------------	---------------------------------------

DOMELIGHT SUPERVISION (-)	YELLOW/ORANGE	Pin 11 At White Plug On Gauge Cluster
---------------------------	---------------	---------------------------------------

FACTORY ALARM ARM	Factory security arms with factory remote or on lock with door open	
-------------------	---	--

FACTORY ALARM DISARM	Factory security disarms with factory remote or when starting vehicle	
----------------------	---	--

TACHOMETER WIRE	Wire that is NOT RED	Ignition coil
-----------------	----------------------	---------------

BRAKE WIRE (+)	WHITE/LT.BLUE	Plug At Brake Pedal Switch
----------------	---------------	----------------------------

HORN TRIGGER (-)	DK.GREEN/PURPLE	At 26-pin Grey Plug On Gauge Cluster
------------------	-----------------	--------------------------------------

LEFT FRONT WINDOW UP	ORANGE/LT.GREEN	At Switch In Left Front Door
----------------------	-----------------	------------------------------

LEFT FRONT WINDOW DOWN	ORANGE/WHITE	At Switch In Left Front Door
------------------------	--------------	------------------------------

RIGHT FRONT WINDOW UP	ORANGE/TAN	At Switch In Left Front Door
-----------------------	------------	------------------------------

RIGHT FRONT WINDOW DOWN	ORANGE/GRAY	At Switch In Left Front Door
-------------------------	-------------	------------------------------

LEFT REAR WINDOW UP	ORANGE/BLACK	At Switch In Left Front Door
---------------------	--------------	------------------------------

LEFT REAR WINDOW DOWN	ORANGE/RED	At Switch In Left Front Door
-----------------------	------------	------------------------------

RIGHT REAR WINDOW UP	TAN/YELLOW	At Switch In Left Front Door
----------------------	------------	------------------------------

RIGHT REAR WINDOW DOWN	ORANGE/DK.BLUE	At Switch In Left Front Door
------------------------	----------------	------------------------------

INTERFACE	PART NUMBER	NOTES
Immobilizer Bypass Module	DEI 555CW or DEI 556UW	Required when installing a remote start system
Door Lock Interface	DEI 456LW	Optional when interfacing with door locks

Please verify all part numbers before ordering.

AUDIO WIRING			
WIRE	COLOR	LOCATION	NOTES
RADIO 12V	RED/BLACK	Radio Harness	
RADIO SWITCHED	Not In Harness		The radio harness does not supply a switched power source
RADIO GROUND	BLACK	Radio Harness	
ILLUMINATION (+)		Radio Harness	
POWER ANTENNA (+)		Radio Harness	
AMP TURN ON (+)		Radio Harness	
LEFT FRONT SPEAKER(+)	DARK GREEN	Radio Harness or Speaker	
LEFT FRONT SPEAKER (-)	DARK GREEN/BROWN	Radio Harness or Speaker	
RIGHT FRONT SPEAKER (+)	GRAY	Radio Harness or Speaker	
RIGHT FRONT SPEAKER (-)	GRAY/BROWN	Radio Harness or Speaker	
LEFT REAR SPEAKER (+)	DARK GREEN/DARK BLUE	Radio Harness or Speaker	
LEFT REAR SPEAKER (-)	DARK GREEN/ORANGE	Radio Harness or Speaker	
RIGHT REAR SPEAKER (+)	GRAY/DARK BLUE	Radio Harness or Speaker	
RIGHT REAR SPEAKER (-)	GRAY/ORANGE	Radio Harness or Speaker	
FRONT SPEAKERS SIZE	REAR SPEAKERS SIZE	AMP LOCATION	NOTES
6.5"	6.5"	In Passenger Kick Panel	
RADIO DASH KIT OPTIONS		RADIO WIRE HARNESS OPTIONS	ANTENNA ADAPTER OPTIONS
METRA 99-6511, SCOSCHE CR1288B		METRA XSVI-6522-NAV, SCOSCHE S3-SR1 + S3CR04B	METRA 40-EU10, SCOSCHE VWA3B
Please verify all part numbers before ordering.			

Remote starter and security installations should be attempted by experienced security installers only. Information contained is accurate to the best of our knowledge and experience. Information contained is without any representation of warranty. It is the installer's responsibility to test and confirm all circuits with a digital multi-meter. Proper installation remains the responsibility of the installer. CarAlarmPros assumes no liability or responsibility resulting from an improper installation, even in reliance with the information contained in this guide.

ALARM REMOTE START WIRING

WIRE	COLOR	LOCATION
12V CONSTANT WIRE	RED	Battery

STARTER WIRE

SECOND STARTER WIRE	PURPLE/BROWN	Pin 2 in 6-Pin Plug At Ignition Switch
---------------------	--------------	--

Notes: Negative trigger through a 180-Ohm resistor. Refer to TechDoc 3011

12V IGNITION WIRE	PINK/GRAY	Pin 3 in 6-Pin Plug At Ignition Switch
-------------------	-----------	--

12V ACCESSORY WIRE	SAME AS SECOND STARTER WIRE	Pin 2 in 6-Pin Plug At Ignition Switch
--------------------	-----------------------------	--

Notes: Negative trigger through a 560-Ohm resistor. Refer to TechDoc 3011

KEY-SENSE WIRE	SAME AS SECOND STARTER WIRE	Pin 2 in 6-Pin Plug At Ignition Switch
----------------	-----------------------------	--

Notes: Negative trigger through a 8.5K-Ohm resistor

POWER DOOR LOCK AND UNLOCK	PURPLE/DK.GREEN	Harness in Driver's Kick Panel
----------------------------	-----------------	--------------------------------

Notes: Lock is a negative trigger through a 330-ohm resistor. Unlock is a negative trigger through a 100-ohm resistor. Relays must be used. Refer to TechDoc 3957

PARKING LIGHTS (-)	PINK/RED	At 16-pin Grey Plug On Gauge Cluster
--------------------	----------	--------------------------------------

Notes: Parking lights are negative trigger through a 1130-ohm resistor. Must use a relay to interface. Refer to TechDoc 3964

REVERSE LIGHTS (-)	WHITE/LT.GREEN	Pin 27 in 40-Pin Brown Plug At Fuse Box On Driver-Side Fender
--------------------	----------------	---

LEFT FRONT DOOR TRIGGER (-)	PURPLE	Pin 6 In 26-pin Grey Plug On Gauge Cluster
-----------------------------	--------	--

RIGHT FRONT DOOR TRIGGER (-)	PURPLE/WHITE	Pin 23 At White Plug On Gauge Cluster
------------------------------	--------------	---------------------------------------

LEFT REAR DOOR TRIGGER (-)	PURPLE/GREY	Pin 8 In 26-pin Grey Plug On Gauge Cluster
----------------------------	-------------	--

RIGHT REAR DOOR TRIGGER (-)	PURPLE/YELLOW	Pin 22 At White Plug On Gauge Cluster
-----------------------------	---------------	---------------------------------------

DOMELIGHT SUPERVISION (-)	YELLOW/ORANGE	Pin 11 At White Plug On Gauge Cluster
---------------------------	---------------	---------------------------------------

FACTORY ALARM ARM	Factory security arms with factory remote or on lock with door open	
-------------------	---	--

FACTORY ALARM DISARM	Factory security disarms with factory remote or when starting vehicle	
----------------------	---	--

TACHOMETER WIRE	Wire that is NOT RED	Ignition coil
-----------------	----------------------	---------------

BRAKE WIRE (+)	WHITE/LT.BLUE	Plug At Brake Pedal Switch
----------------	---------------	----------------------------

HORN TRIGGER (-)	DK.GREEN/PURPLE	At 26-pin Grey Plug On Gauge Cluster
------------------	-----------------	--------------------------------------

LEFT FRONT WINDOW UP	ORANGE/LT.GREEN	At Switch In Left Front Door
----------------------	-----------------	------------------------------

LEFT FRONT WINDOW DOWN	ORANGE/WHITE	At Switch In Left Front Door
------------------------	--------------	------------------------------

RIGHT FRONT WINDOW UP	ORANGE/TAN	At Switch In Left Front Door
-----------------------	------------	------------------------------

RIGHT FRONT WINDOW DOWN	ORANGE/GRAY	At Switch In Left Front Door
-------------------------	-------------	------------------------------

LEFT REAR WINDOW UP	ORANGE/BLACK	At Switch In Left Front Door
---------------------	--------------	------------------------------

LEFT REAR WINDOW DOWN	ORANGE/RED	At Switch In Left Front Door
-----------------------	------------	------------------------------

RIGHT REAR WINDOW UP	TAN/YELLOW	At Switch In Left Front Door
----------------------	------------	------------------------------

RIGHT REAR WINDOW DOWN	ORANGE/DK.BLUE	At Switch In Left Front Door
------------------------	----------------	------------------------------

INTERFACE	PART NUMBER	NOTES
Immobilizer Bypass Module	DEI 555CW or DEI 556UW	Required when installing a remote start system
Door Lock Interface	DEI 456LW	Optional when interfacing with door locks

Please verify all part numbers before ordering.

AUDIO WIRING			
WIRE	COLOR	LOCATION	NOTES
RADIO 12V	RED/BLACK	Radio Harness	
RADIO SWITCHED	Not In Harness		The radio harness does not provide a switched power source
RADIO GROUND	BLACK	Radio Harness	
ILLUMINATION (+)		Radio Harness	
POWER ANTENNA (+)		Radio Harness	
AMP TURN ON (+)		Radio Harness	
LEFT FRONT SPEAKER(+)	DARK GREEN	Radio Harness or Speaker	
LEFT FRONT SPEAKER (-)	DARK GREEN/BROWN	Radio Harness or Speaker	
RIGHT FRONT SPEAKER (+)	GRAY	Radio Harness or Speaker	
RIGHT FRONT SPEAKER (-)	GRAY/BROWN	Radio Harness or Speaker	
LEFT REAR SPEAKER (+)	DARK GREEN/DARK BLUE	Radio Harness or Speaker	
LEFT REAR SPEAKER (-)	DARK GREEN/ORANGE	Radio Harness or Speaker	
RIGHT REAR SPEAKER (+)	GRAY/DARK BLUE	Radio Harness or Speaker	
RIGHT REAR SPEAKER (-)	GRAY/ORANGE	Radio Harness or Speaker	
FRONT SPEAKERS SIZE	REAR SPEAKERS SIZE	AMP LOCATION	NOTES
6.5"	6.5"	In Passenger Kick Panel	
RADIO DASH KIT OPTIONS		RADIO WIRE HARNESS OPTIONS	ANTENNA ADAPTER OPTIONS
METRA 99-6511, SCOSCHE CR1288B		METRA XSVI-6522-NAV, SCOSCHE S3-SR1 + S3CR04B	METRA 40-EU10, SCOSCHE VWA3B
Please verify all part numbers before ordering.			

Remote starter and security installations should be attempted by experienced security installers only. Information contained is accurate to the best of our knowledge and experience. Information contained is without any representation of warranty. It is the installer's responsibility to test and confirm all circuits with a digital multi-meter. Proper installation remains the responsibility of the installer. CarAlarmPros assumes no liability or responsibility resulting from an improper installation, even in reliance with the information contained in this guide.

ALARM REMOTE START WIRING

WIRE	COLOR	LOCATION
12V CONSTANT WIRE	RED	Battery

STARTER WIRE

SECOND STARTER WIRE	PURPLE/BROWN	Pin 2 in 6-Pin Plug At Ignition Switch
---------------------	--------------	--

Notes: Negative trigger through a 180-Ohm resistor. Refer to TechDoc 3011

12V IGNITION WIRE	PINK/GRAY	Pin 3 in 6-Pin Plug At Ignition Switch
-------------------	-----------	--

12V ACCESSORY WIRE	SAME AS SECOND STARTER WIRE	Pin 2 in 6-Pin Plug At Ignition Switch
--------------------	-----------------------------	--

Notes: Negative trigger through a 560-Ohm resistor. Refer to TechDoc 3011

KEY-SENSE WIRE	SAME AS SECOND STARTER WIRE	Pin 2 in 6-Pin Plug At Ignition Switch
----------------	-----------------------------	--

Notes: Negative trigger through a 8.5K-Ohm resistor

POWER DOOR LOCK AND UNLOCK	PURPLE/DK.GREEN	Harness in Driver's Kick Panel
----------------------------	-----------------	--------------------------------

Notes: Lock is a negative trigger through a 330-ohm resistor. Unlock is a negative trigger through a 100-ohm resistor. Relays must be used. Refer to TechDoc 3957

PARKING LIGHTS (-)	PINK/RED	At 16-pin Grey Plug On Gauge Cluster
--------------------	----------	--------------------------------------

Notes: Parking lights are negative trigger through a 1130-ohm resistor. Must use a relay to interface. Refer to TechDoc 3964

REVERSE LIGHTS (-)	WHITE/LT.GREEN	Pin 27 in 40-Pin Brown Plug At Fuse Box On Driver-Side Fender
--------------------	----------------	---

LEFT FRONT DOOR TRIGGER (-)	PURPLE	Pin 6 In 26-pin Grey Plug On Gauge Cluster
-----------------------------	--------	--

RIGHT FRONT DOOR TRIGGER (-)	PURPLE/WHITE	Pin 23 At White Plug On Gauge Cluster
------------------------------	--------------	---------------------------------------

LEFT REAR DOOR TRIGGER (-)	PURPLE/GREY	Pin 8 In 26-pin Grey Plug On Gauge Cluster
----------------------------	-------------	--

RIGHT REAR DOOR TRIGGER (-)	PURPLE/YELLOW	Pin 22 At White Plug On Gauge Cluster
-----------------------------	---------------	---------------------------------------

DOMELIGHT SUPERVISION (-)	YELLOW/ORANGE	Pin 11 At White Plug On Gauge Cluster
---------------------------	---------------	---------------------------------------

FACTORY ALARM ARM	Factory security arms with factory remote or on lock with door open	
-------------------	---	--

FACTORY ALARM DISARM	Factory security disarms with factory remote or when starting vehicle	
----------------------	---	--

TACHOMETER WIRE	Wire that is NOT RED	Ignition coil
-----------------	----------------------	---------------

BRAKE WIRE (+)	WHITE/LT.BLUE	Plug At Brake Pedal Switch
----------------	---------------	----------------------------

HORN TRIGGER (-)	DK.GREEN/PURPLE	At 26-pin Grey Plug On Gauge Cluster
------------------	-----------------	--------------------------------------

LEFT FRONT WINDOW UP	ORANGE/LT.GREEN	At Switch In Left Front Door
----------------------	-----------------	------------------------------

LEFT FRONT WINDOW DOWN	ORANGE/WHITE	At Switch In Left Front Door
------------------------	--------------	------------------------------

RIGHT FRONT WINDOW UP	ORANGE/TAN	At Switch In Left Front Door
-----------------------	------------	------------------------------

RIGHT FRONT WINDOW DOWN	ORANGE/GRAY	At Switch In Left Front Door
-------------------------	-------------	------------------------------

LEFT REAR WINDOW UP	ORANGE/BLACK	At Switch In Left Front Door
---------------------	--------------	------------------------------

LEFT REAR WINDOW DOWN	ORANGE/RED	At Switch In Left Front Door
-----------------------	------------	------------------------------

RIGHT REAR WINDOW UP	TAN/YELLOW	At Switch In Left Front Door
----------------------	------------	------------------------------

RIGHT REAR WINDOW DOWN	ORANGE/DK.BLUE	At Switch In Left Front Door
------------------------	----------------	------------------------------

INTERFACE	PART NUMBER	NOTES
Immobilizer Bypass Module	DEI 555CW or DEI 556UW	Required when installing a remote start system
Door Lock Interface	DEI 456LW	Optional when interfacing with door locks

Please verify all part numbers before ordering.

AUDIO WIRING			
WIRE	COLOR	LOCATION	NOTES
RADIO 12V	RED/BLACK	Radio Harness	
RADIO SWITCHED	Not In Harness		The radio harness does not provide a switched power source
RADIO GROUND	BLACK	Radio Harness	
ILLUMINATION (+)		Radio Harness	
POWER ANTENNA (+)		Radio Harness	
AMP TURN ON (+)		Radio Harness	
LEFT FRONT SPEAKER(+)	DARK GREEN	Radio Harness or Speaker	
LEFT FRONT SPEAKER (-)	DARK GREEN/BROWN	Radio Harness or Speaker	
RIGHT FRONT SPEAKER (+)	GRAY	Radio Harness or Speaker	
RIGHT FRONT SPEAKER (-)	GRAY/BROWN	Radio Harness or Speaker	
LEFT REAR SPEAKER (+)	DARK GREEN/DARK BLUE	Radio Harness or Speaker	
LEFT REAR SPEAKER (-)	DARK GREEN/ORANGE	Radio Harness or Speaker	
RIGHT REAR SPEAKER (+)	GRAY/DARK BLUE	Radio Harness or Speaker	
RIGHT REAR SPEAKER (-)	GRAY/ORANGE	Radio Harness or Speaker	
FRONT SPEAKERS SIZE	REAR SPEAKERS SIZE	AMP LOCATION	NOTES
6.5"	6.5"	In Passenger Kick Panel	
RADIO DASH KIT OPTIONS		RADIO WIRE HARNESS OPTIONS	ANTENNA ADAPTER OPTIONS
METRA 99-6511, SCOSCHE CR1288B		METRA XSVI-6522-NAV, SCOSCHE S3-SR1 + S3CR04B	METRA 40-EU10, SCOSCHE VWA3B
Please verify all part numbers before ordering.			

Remote starter and security installations should be attempted by experienced security installers only. Information contained is accurate to the best of our knowledge and experience. Information contained is without any representation of warranty. It is the installer's responsibility to test and confirm all circuits with a digital multi-meter. Proper installation remains the responsibility of the installer. CarAlarmPros assumes no liability or responsibility resulting from an improper installation, even in reliance with the information contained in this guide.

ALARM REMOTE START WIRING

WIRE	COLOR	LOCATION
12V CONSTANT WIRE	RED	Battery

STARTER WIRE

SECOND STARTER WIRE	PURPLE/BROWN	Pin 2 in 6-Pin Plug At Ignition Switch
---------------------	--------------	--

Notes: Negative trigger through a 180-Ohm resistor. Refer to TechDoc 3011

12V IGNITION WIRE	PINK/GRAY	Pin 3 in 6-Pin Plug At Ignition Switch
-------------------	-----------	--

12V ACCESSORY WIRE	SAME AS SECOND STARTER WIRE	Pin 2 in 6-Pin Plug At Ignition Switch
--------------------	-----------------------------	--

Notes: Negative trigger through a 560-Ohm resistor. Refer to TechDoc 3011

KEY-SENSE WIRE	SAME AS SECOND STARTER WIRE	Pin 2 in 6-Pin Plug At Ignition Switch
----------------	-----------------------------	--

Notes: Negative trigger through a 8.5K-Ohm resistor

POWER DOOR LOCK AND UNLOCK	PURPLE/DK.GREEN	Harness in Driver's Kick Panel
----------------------------	-----------------	--------------------------------

Notes: Lock is a negative trigger through a 330-ohm resistor. Unlock is a negative trigger through a 100-ohm resistor. Relays must be used. Refer to TechDoc 3957

PARKING LIGHTS (-)	PINK/RED	At 16-pin Grey Plug On Gauge Cluster
--------------------	----------	--------------------------------------

Notes: Parking lights are negative trigger through a 1130-ohm resistor. Must use a relay to interface. Refer to TechDoc 3964

REVERSE LIGHTS (-)	WHITE/LT.GREEN	Pin 27 in 40-Pin Brown Plug At Fuse Box On Driver-Side Fender
--------------------	----------------	---

LEFT FRONT DOOR TRIGGER (-)	PURPLE	Pin 6 In 26-pin Grey Plug On Gauge Cluster
-----------------------------	--------	--

RIGHT FRONT DOOR TRIGGER (-)	PURPLE/WHITE	Pin 23 At White Plug On Gauge Cluster
------------------------------	--------------	---------------------------------------

LEFT REAR DOOR TRIGGER (-)	PURPLE/GREY	Pin 8 In 26-pin Grey Plug On Gauge Cluster
----------------------------	-------------	--

RIGHT REAR DOOR TRIGGER (-)	PURPLE/YELLOW	Pin 22 At White Plug On Gauge Cluster
-----------------------------	---------------	---------------------------------------

DOMELIGHT SUPERVISION (-)	YELLOW/ORANGE	Pin 11 At White Plug On Gauge Cluster
---------------------------	---------------	---------------------------------------

FACTORY ALARM ARM	Factory security arms with factory remote or on lock with door open	
-------------------	---	--

FACTORY ALARM DISARM	Factory security disarms with factory remote or when starting vehicle	
----------------------	---	--

TACHOMETER WIRE	Wire that is NOT RED	Ignition coil
-----------------	----------------------	---------------

BRAKE WIRE (+)	WHITE/LT.BLUE	Plug At Brake Pedal Switch
----------------	---------------	----------------------------

HORN TRIGGER (-)	DK.GREEN/PURPLE	At 26-pin Grey Plug On Gauge Cluster
------------------	-----------------	--------------------------------------

LEFT FRONT WINDOW UP	ORANGE/LT.GREEN	At Switch In Left Front Door
----------------------	-----------------	------------------------------

LEFT FRONT WINDOW DOWN	ORANGE/WHITE	At Switch In Left Front Door
------------------------	--------------	------------------------------

RIGHT FRONT WINDOW UP	ORANGE/TAN	At Switch In Left Front Door
-----------------------	------------	------------------------------

RIGHT FRONT WINDOW DOWN	ORANGE/GRAY	At Switch In Left Front Door
-------------------------	-------------	------------------------------

LEFT REAR WINDOW UP	ORANGE/BLACK	At Switch In Left Front Door
---------------------	--------------	------------------------------

LEFT REAR WINDOW DOWN	ORANGE/RED	At Switch In Left Front Door
-----------------------	------------	------------------------------

RIGHT REAR WINDOW UP	TAN/YELLOW	At Switch In Left Front Door
----------------------	------------	------------------------------

RIGHT REAR WINDOW DOWN	ORANGE/DK.BLUE	At Switch In Left Front Door
------------------------	----------------	------------------------------

INTERFACE	PART NUMBER	NOTES
Immobilizer Bypass Module	DEI 555CW or DEI 556UW	Required when installing a remote start system
Door Lock Interface	DEI 456LW	Optional when interfacing with door locks

Please verify all part numbers before ordering.

AUDIO WIRING			
WIRE	COLOR	LOCATION	NOTES
RADIO 12V	RED/BLACK	Radio Harness	
RADIO SWITCHED	Not In Harness		The radio harness does not provide a switched power source
RADIO GROUND	BLACK	Radio Harness	
ILLUMINATION (+)		Radio Harness	
POWER ANTENNA (+)		Radio Harness	
AMP TURN ON (+)		Radio Harness	
LEFT FRONT SPEAKER(+)	DARK GREEN	Radio Harness or Speaker	
LEFT FRONT SPEAKER (-)	DARK GREEN/BROWN	Radio Harness or Speaker	
RIGHT FRONT SPEAKER (+)	GRAY	Radio Harness or Speaker	
RIGHT FRONT SPEAKER (-)	GRAY/BROWN	Radio Harness or Speaker	
LEFT REAR SPEAKER (+)	DARK GREEN/DARK BLUE	Radio Harness or Speaker	
LEFT REAR SPEAKER (-)	DARK GREEN/ORANGE	Radio Harness or Speaker	
RIGHT REAR SPEAKER (+)	GRAY/DARK BLUE	Radio Harness or Speaker	
RIGHT REAR SPEAKER (-)	GRAY/ORANGE	Radio Harness or Speaker	
FRONT SPEAKERS SIZE	REAR SPEAKERS SIZE	AMP LOCATION	NOTES
6.5"	6.5"	In Passenger Kick Panel	
RADIO DASH KIT OPTIONS		RADIO WIRE HARNESS OPTIONS	ANTENNA ADAPTER OPTIONS
METRA 99-6511, SCOSCHE CR1288B		METRA XSVI-6522-NAV, SCOSCHE S3-SR1 + S3CR04B	METRA 40-EU10, SCOSCHE VWA3B
Please verify all part numbers before ordering.			