

ALARM REMOTE START WIRING

WIRE	COLOR	LOCATION
12V CONSTANT WIRE	PINK/BLACK	Ignition Harness
STARTER WIRE	YELLOW	Ignition Harness
IGNITION WIRE	DK. BLUE	Ignition Harness
SECOND IGNITION WIRE	RED/WHITE	Ignition Harness
ACCESSORY WIRE	BLACK/ORANGE	Ignition Harness
POWER DOOR LOCK (+)	ORANGE/WHITE	Harness Behind Fuse Box
POWER DOOR UNLOCK (+)	PINK/PURPLE	Harness Behind Fuse Box
PARKING LIGHTS (+)	BLACK/YELLOW	Harness In Driver's Kick Panel
DRIVER DOOR TRIGGER (-)	TAN	Harness In Driver's Kick Panel
PASSENGER DOORS TRIGGER	TAN/RED	Harness In Driver's Kick Panel
DOME SUPERVISION	USE DOOR TRIGGER	
TRUNK TRIGGER (-)	BROWN/BLACK	Harness In Driver's Kick Panel
TRUNK RELEASE (+)	BLACK/WHITE	At Trunk Release Switch
FACTORY ALARM ARM	ARMS WITH LOCK	
FACTORY ALARM DISARM (-)	LT.GREEN/ORANGE (20 Gauge)	Harness In Driver's Kick Panel
TACHOMETER WIRE	GRAY	At Ignition Coil
BRAKE WIRE (+)	WHITE	At Brake Pedal Switch
HORN TRIGGER (-)	BLACK/RED	At Relay At Fuse Box
LEFT FRONT WINDOW UP	LT.BLUE	At Driver Window Motor Inside Door
LEFT FRONT WINDOW DOWN	WHITE	At Driver Window Motor Inside Door
RIGHT FRONT WINDOW UP	BROWN/WHITE	Harness In Driver's Kick From Driver Door
RIGHT FRONT WINDOW DOWN	PURPLE/WHITE	Harness In Driver's Kick From Driver Door
LEFT REAR WINDOW UP	BLUE/WHITE	Harness In Driver's Kick From Driver Door
LEFT REAR WINDOW DOWN	RED/BLACK	Harness In Driver's Kick From Driver Door
RIGHT REAR WINDOW UP	GRAY/BLACK	Harness In Driver's Kick From Driver Door
RIGHT REAR WINDOW DOWN	GREEN/WHITE	Harness In Driver's Kick From Driver Door
INTERFACE	PART NUMBER	NOTES
None required	N/A	N/A
Please verify all part numbers before ordering.		

Remote starter and security installations should be attempted by experienced security installers only. Information contained is accurate to the best of our knowledge and experience. Information contained is without any representation of warranty. It is the installer's responsibility to test and confirm all circuits with a digital multi-meter. Proper installation remains the responsibility of the installer. CarAlarmPros assumes no liability or responsibility resulting from an improper installation, even in reliance with the information contained in this guide.

AUDIO WIRING			
WIRE	COLOR	LOCATION	NOTES
RADIO 12V	BLACK/YELLOW	Radio Harness	
RADIO SWITCHED	RED/WHITE	Radio Harness	
RADIO GROUND	Not In Harness	Ground Strap	
ILLUMINATION (+)	ORANGE	Radio Harness	
POWER ANTENNA (+)	ORANGE/RED	Radio Harness	
LEFT FRONT SPEAKER(+)	DARK GREEN	At Speaker	
LEFT FRONT SPEAKER (-)	BROWN/RED	At Speaker	
RIGHT FRONT SPEAKER (+)	VIOLET	At Speaker	
RIGHT FRONT SPEAKER (-)	DARK BLUE/RED	At Speaker	
LEFT REAR SPEAKER (+)	BROWN/YELLOW	At Speaker	
LEFT REAR SPEAKER (-)	BROWN/LIGHT BLUE	At Speaker	
RIGHT REAR SPEAKER (+)	DARK BLUE/WHITE	At Speaker	
RIGHT REAR SPEAKER (-)	DARK BLUE/ORANGE	At Speaker	

FRONT SPEAKERS SIZE	REAR SPEAKERS SIZE	AMP LOCATION	NOTES
3.5" Tweeter, 5.25" Doors	6x9"		

RADIO DASH KIT OPTIONS	RADIO WIRE HARNESS OPTIONS	ANTENNA ADAPTER OPTIONS
METRA 99-6000, SCOSCHE CJ1282B	METRA 70-1817, SCOSCHE CR01B/BCB	Not required

Please verify all part numbers before ordering.

ALARM REMOTE START WIRING

WIRE	COLOR	LOCATION
12V CONSTANT WIRE	PINK/BLACK, RED (20A)	Ignition Harness
STARTER WIRE	YELLOW/GOLD DOTS	Ignition Harness
IGNITION WIRE	DK. BLUE/GOLD DOTS	Ignition Harness
SECOND IGNITION WIRE	RED/WHT/GOLD DOTS	Ignition Harness
Notes: If the SRS (air bag) warning light comes on after remote starting the vehicle, find an 18gauge (NOT 12 gauge) RED/WHITE wire in the ignition harness and use an additional relay to power it as a third ignition wire.		
ACCESSORY WIRE	BLACK/ORANGE	Ignition Harness
POWER LOCK (+)	ORANGE/WHITE	Harness Behind Fuse Panel
POWER UNLOCK (+)	PINK/PURPLE	Harness Behind Fuse Panel
PARKING LIGHTS (+)	BLACK/YELLOW	Harness In Driver's Kick Panel
DRIVER DOOR TRIGGER (-)	TAN	Harness In Driver's Kick Panel
PASSENGER DOORS TRIGGER	TAN/RED	Harness In Driver's Kick Panel
TRUNK TRIGGER (-)	BROWN/BLACK	Harness In Driver's Kick Panel
TRUNK RELEASE (+)	BLACK/WHITE	At Trunk Release Switch
FACTORY ALARM ARM	ARMS WITH LOCK	
FACTORY ALARM DISARM (-)	LT.GREEN/ORANGE (20 gauge wire)	Harness In Driver's Kick Panel
TACHOMETER WIRE	RED, WHITE, or BLACK	At Ignition Coil
BRAKE WIRE (+)	WHITE	At Brake Pedal Switch
HORN TRIGGER (-)	BLACK/RED	Horn Relay At Fuse Box
LEFT FRONT WINDOW UP	LT.BLUE	At Driver Window Motor Inside Door
LEFT FRONT WINDOW DOWN	WHITE	At Driver Window Motor Inside Door
RIGHT FRONT WINDOW UP	BROWN/WHITE	Harness In Driver's Kick From Driver Door
RIGHT FRONT WINDOW DOWN	PURPLE/WHITE	Harness In Driver's Kick From Driver Door
LEFT REAR WINDOW UP	BLUE/WHITE	Harness In Driver's Kick From Driver Door
LEFT REAR WINDOW DOWN	RED/BLACK	Harness In Driver's Kick From Driver Door
RIGHT REAR WINDOW UP	GRAY/BLACK	Harness In Driver's Kick From Driver Door
RIGHT REAR WINDOW DOWN	GREEN/WHITE	Harness In Driver's Kick From Driver Door

INTERFACE	PART NUMBER	NOTES
None required	N/A	N/A

Please verify all part numbers before ordering.

AUDIO WIRING			
WIRE	COLOR	LOCATION	NOTES
RADIO 12V	BLACK/YELLOW	Radio Harness	
RADIO SWITCHED	RED/WHITE	Radio Harness	
RADIO GROUND	Not In Harness	Ground Strap	
ILLUMINATION (+)	ORANGE	Radio Harness	
POWER ANTENNA (+)	ORANGE/RED	Radio Harness	
LEFT FRONT SPEAKER(+)	DARK GREEN	At Speaker	
LEFT FRONT SPEAKER (-)	BROWN/RED	At Speaker	
RIGHT FRONT SPEAKER (+)	VIOLET	At Speaker	
RIGHT FRONT SPEAKER (-)	DARK BLUE/RED	At Speaker	
LEFT REAR SPEAKER (+)	BROWN/YELLOW	At Speaker	
LEFT REAR SPEAKER (-)	BROWN/LIGHT BLUE	At Speaker	
RIGHT REAR SPEAKER (+)	DARK BLUE/WHITE	At Speaker	
RIGHT REAR SPEAKER (-)	DARK BLUE/ORANGE	At Speaker	

FRONT SPEAKERS SIZE	REAR SPEAKERS SIZE	AMP LOCATION	NOTES
3.5" Tweeter, 5.25" Doors	6x9"		

RADIO DASH KIT OPTIONS	RADIO WIRE HARNESS OPTIONS	ANTENNA ADAPTER OPTIONS
METRA 99-6000, SCOSCHE CJ1282B	METRA 70-1817, SCOSCHE CR01B/BCB	Not required

Please verify all part numbers before ordering.

ALARM REMOTE START WIRING

WIRE	COLOR	LOCATION
12V CONSTANT WIRE	PINK/BLACK, RED (20A)	Ignition Harness
STARTER WIRE	YELLOW/GOLD DOTS	Ignition Harness
IGNITION WIRE	DK. BLUE/GOLD DOTS	Ignition Harness
SECOND IGNITION WIRE	RED/WHT/GOLD DOTS	Ignition Harness
Notes: If the SRS (air bag) warning light comes on after remote starting the vehicle, find an 18gauge (NOT 12 gauge) RED/WHITE wire in the ignition harness and use an additional relay to power it as a third ignition wire.		
ACCESSORY WIRE	BLACK/ORANGE	Ignition Harness
POWER LOCK (+)	ORANGE/WHITE	Harness Behind Fuse Panel
POWER UNLOCK (+)	PINK/PURPLE	Harness Behind Fuse Panel
PARKING LIGHTS (+)	BLACK/YELLOW	Harness In Driver's Kick Panel
DRIVER DOOR TRIGGER (-)	TAN	Harness In Driver's Kick Panel
PASSENGER DOORS TRIGGER	TAN/RED	Harness In Driver's Kick Panel
TRUNK TRIGGER (-)	BROWN/BLACK	Harness In Driver's Kick Panel
TRUNK RELEASE (+)	BLACK/WHITE	At Trunk Release Switch
FACTORY ALARM ARM	ARMS WITH LOCK	
FACTORY ALARM DISARM (-)	LT.GREEN/ORANGE (20 gauge wire)	Harness In Driver's Kick Panel
TACHOMETER WIRE	RED, WHITE, or BLACK	At Ignition Coil
BRAKE WIRE (+)	WHITE	At Brake Pedal Switch
HORN TRIGGER (-)	BLACK/RED	Horn Relay At Fuse Box
LEFT FRONT WINDOW UP	LT.BLUE	At Driver Window Motor Inside Door
LEFT FRONT WINDOW DOWN	WHITE	At Driver Window Motor Inside Door
RIGHT FRONT WINDOW UP	BROWN/WHITE	Harness In Driver's Kick From Driver Door
RIGHT FRONT WINDOW DOWN	PURPLE/WHITE	Harness In Driver's Kick From Driver Door
LEFT REAR WINDOW UP	BLUE/WHITE	Harness In Driver's Kick From Driver Door
LEFT REAR WINDOW DOWN	RED/BLACK	Harness In Driver's Kick From Driver Door
RIGHT REAR WINDOW UP	GRAY/BLACK	Harness In Driver's Kick From Driver Door
RIGHT REAR WINDOW DOWN	GREEN/WHITE	Harness In Driver's Kick From Driver Door

INTERFACE	PART NUMBER	NOTES
None required	N/A	N/A

Please verify all part numbers before ordering.

AUDIO WIRING			
WIRE	COLOR	LOCATION	NOTES
RADIO 12V	BLACK/YELLOW	Radio Harness	
RADIO SWITCHED	RED/WHITE	Radio Harness	
RADIO GROUND	Not In Harness	Ground Strap	
ILLUMINATION (+)	ORANGE	Radio Harness	
POWER ANTENNA (+)	ORANGE/RED	Radio Harness	
LEFT FRONT SPEAKER(+)	DARK GREEN	At Speaker	
LEFT FRONT SPEAKER (-)	BROWN/RED	At Speaker	
RIGHT FRONT SPEAKER (+)	VIOLET	At Speaker	
RIGHT FRONT SPEAKER (-)	DARK BLUE/RED	At Speaker	
LEFT REAR SPEAKER (+)	BROWN/YELLOW	At Speaker	
LEFT REAR SPEAKER (-)	BROWN/LIGHT BLUE	At Speaker	
RIGHT REAR SPEAKER (+)	DARK BLUE/WHITE	At Speaker	
RIGHT REAR SPEAKER (-)	DARK BLUE/ORANGE	At Speaker	

FRONT SPEAKERS SIZE	REAR SPEAKERS SIZE	AMP LOCATION	NOTES
3.5" Tweeter, 5.25" Doors	6x9"		

RADIO DASH KIT OPTIONS	RADIO WIRE HARNESS OPTIONS	ANTENNA ADAPTER OPTIONS
METRA 99-6000, SCOSCHE CJ1282B	METRA 70-1817, SCOSCHE CR01B/BCB	Not required

Please verify all part numbers before ordering.

ALARM REMOTE START WIRING

WIRE	COLOR	LOCATION
12V CONSTANT WIRE	PINK/BLACK, RED (20A)	Ignition Harness
STARTER WIRE	YELLOW/GOLD DOTS	Ignition Harness
IGNITION WIRE	DK. BLUE/GOLD DOTS	Ignition Harness
SECOND IGNITION WIRE	RED/WHT/GOLD DOTS	Ignition Harness
Notes: If the SRS (air bag) warning light comes on after remote starting the vehicle, find an 18gauge (NOT 12 gauge) RED/WHITE wire in the ignition harness and use an additional relay to power it as a third ignition wire.		
ACCESSORY WIRE	BLACK/ORANGE	Ignition Harness
POWER LOCK (+)	ORANGE/WHITE	Harness Behind Fuse Panel
POWER UNLOCK (+)	PINK/PURPLE	Harness Behind Fuse Panel
PARKING LIGHTS (+)	BLACK/YELLOW	Harness In Driver's Kick Panel
DRIVER DOOR TRIGGER (-)	TAN	Harness In Driver's Kick Panel
PASSENGER DOORS TRIGGER	TAN/RED	Harness In Driver's Kick Panel
TRUNK TRIGGER (-)	BROWN/BLACK	Harness In Driver's Kick Panel
TRUNK RELEASE (+)	BLACK/WHITE	At Trunk Release Switch
FACTORY ALARM ARM	ARMS WITH LOCK	
FACTORY ALARM DISARM (-)	LT.GREEN/ORANGE (20 gauge wire)	Harness In Driver's Kick Panel
TACHOMETER WIRE	RED, WHITE, or BLACK	At Ignition Coil
BRAKE WIRE (+)	WHITE	At Brake Pedal Switch
HORN TRIGGER (-)	BLACK/RED	Horn Relay At Fuse Box
LEFT FRONT WINDOW UP	LT.BLUE	At Driver Window Motor Inside Door
LEFT FRONT WINDOW DOWN	WHITE	At Driver Window Motor Inside Door
RIGHT FRONT WINDOW UP	BROWN/WHITE	Harness In Driver's Kick From Driver Door
RIGHT FRONT WINDOW DOWN	PURPLE/WHITE	Harness In Driver's Kick From Driver Door
LEFT REAR WINDOW UP	BLUE/WHITE	Harness In Driver's Kick From Driver Door
LEFT REAR WINDOW DOWN	RED/BLACK	Harness In Driver's Kick From Driver Door
RIGHT REAR WINDOW UP	GRAY/BLACK	Harness In Driver's Kick From Driver Door
RIGHT REAR WINDOW DOWN	GREEN/WHITE	Harness In Driver's Kick From Driver Door

INTERFACE	PART NUMBER	NOTES
None required	N/A	N/A

Please verify all part numbers before ordering.

AUDIO WIRING			
WIRE	COLOR	LOCATION	NOTES
RADIO 12V	BLACK/YELLOW	Radio Harness	
RADIO SWITCHED	RED/WHITE	Radio Harness	
RADIO GROUND	Not In Harness	Ground Strap	
ILLUMINATION (+)	ORANGE	Radio Harness	
POWER ANTENNA (+)	ORANGE/RED	Radio Harness	
LEFT FRONT SPEAKER(+)	DARK GREEN	At Speaker	
LEFT FRONT SPEAKER (-)	BROWN/RED	At Speaker	
RIGHT FRONT SPEAKER (+)	VIOLET	At Speaker	
RIGHT FRONT SPEAKER (-)	DARK BLUE/RED	At Speaker	
LEFT REAR SPEAKER (+)	BROWN/YELLOW	At Speaker	
LEFT REAR SPEAKER (-)	BROWN/LIGHT BLUE	At Speaker	
RIGHT REAR SPEAKER (+)	DARK BLUE/WHITE	At Speaker	
RIGHT REAR SPEAKER (-)	DARK BLUE/ORANGE	At Speaker	

FRONT SPEAKERS SIZE	REAR SPEAKERS SIZE	AMP LOCATION	NOTES
3.5" Tweeter, 5.25" Doors	6x9"		

RADIO DASH KIT OPTIONS	RADIO WIRE HARNESS OPTIONS	ANTENNA ADAPTER OPTIONS
METRA 99-6000, SCOSCHE CJ1282B	METRA 70-1817, SCOSCHE CR01B/BCB	Not required

Please verify all part numbers before ordering.

Remote starter and security installations should be attempted by experienced security installers only. Information contained is accurate to the best of our knowledge and experience. Information contained is without any representation of warranty. It is the installer's responsibility to test and confirm all circuits with a digital multi-meter. Proper installation remains the responsibility of the installer. CarAlarmPros assumes no liability or responsibility resulting from an improper installation, even in reliance with the information contained in this guide.

ALARM REMOTE START WIRING

WIRE	COLOR	LOCATION
12V CONSTANT WIRE	PINK/BLACK, RED (20A)	Ignition Harness
STARTER WIRE	YELLOW/GOLD DOTS	Ignition Harness
IGNITION WIRE	DK. BLUE/GOLD DOTS	Ignition Harness
SECOND IGNITION WIRE	RED/WHT/GOLD DOTS	Ignition Harness
Notes: If the SRS (air bag) warning light comes on after remote starting the vehicle, find an 18gauge (NOT 12 gauge) RED/WHITE wire in the ignition harness and use an additional relay to power it as a third ignition wire.		
ACCESSORY WIRE	BLACK/ORANGE	Ignition Harness
POWER LOCK (+)	ORANGE/WHITE	Harness Behind Fuse Panel
POWER UNLOCK (+)	PINK/PURPLE	Harness Behind Fuse Panel
PARKING LIGHTS (+)	BLACK/YELLOW	Harness In Driver's Kick Panel
DRIVER DOOR TRIGGER (-)	TAN	Harness In Driver's Kick Panel
PASSENGER DOORS TRIGGER	TAN/RED	Harness In Driver's Kick Panel
TRUNK TRIGGER (-)	BROWN/BLACK	Harness In Driver's Kick Panel
TRUNK RELEASE (+)	BLACK/WHITE	At Trunk Release Switch
FACTORY ALARM ARM	ARMS WITH LOCK	
FACTORY ALARM DISARM (-)	LT.GREEN/ORANGE (20 gauge wire)	Harness In Driver's Kick Panel
TACHOMETER WIRE	RED, WHITE, or BLACK	At Ignition Coil
BRAKE WIRE (+)	WHITE	At Brake Pedal Switch
HORN TRIGGER (-)	BLACK/RED	Horn Relay At Fuse Box
LEFT FRONT WINDOW UP	LT.BLUE	At Driver Window Motor Inside Door
LEFT FRONT WINDOW DOWN	WHITE	At Driver Window Motor Inside Door
RIGHT FRONT WINDOW UP	BROWN/WHITE	Harness In Driver's Kick From Driver Door
RIGHT FRONT WINDOW DOWN	PURPLE/WHITE	Harness In Driver's Kick From Driver Door
LEFT REAR WINDOW UP	BLUE/WHITE	Harness In Driver's Kick From Driver Door
LEFT REAR WINDOW DOWN	RED/BLACK	Harness In Driver's Kick From Driver Door
RIGHT REAR WINDOW UP	GRAY/BLACK	Harness In Driver's Kick From Driver Door
RIGHT REAR WINDOW DOWN	GREEN/WHITE	Harness In Driver's Kick From Driver Door

INTERFACE	PART NUMBER	NOTES
None required	N/A	N/A

Please verify all part numbers before ordering.

AUDIO WIRING			
WIRE	COLOR	LOCATION	NOTES
RADIO 12V	BLACK/YELLOW	Radio Harness	
RADIO SWITCHED	RED/WHITE	Radio Harness	
RADIO GROUND	Not In Harness	Ground Strap	
ILLUMINATION (+)	ORANGE	Radio Harness	
POWER ANTENNA (+)	ORANGE/RED	Radio Harness	
LEFT FRONT SPEAKER(+)	DARK GREEN	At Speaker	
LEFT FRONT SPEAKER (-)	BROWN/RED	At Speaker	
RIGHT FRONT SPEAKER (+)	VIOLET	At Speaker	
RIGHT FRONT SPEAKER (-)	DARK BLUE/RED	At Speaker	
LEFT REAR SPEAKER (+)	BROWN/YELLOW	At Speaker	
LEFT REAR SPEAKER (-)	BROWN/LIGHT BLUE	At Speaker	
RIGHT REAR SPEAKER (+)	DARK BLUE/WHITE	At Speaker	
RIGHT REAR SPEAKER (-)	DARK BLUE/ORANGE	At Speaker	

FRONT SPEAKERS SIZE	REAR SPEAKERS SIZE	AMP LOCATION	NOTES
3.5" Tweeter, 5.25" Doors	6x9"		

RADIO DASH KIT OPTIONS	RADIO WIRE HARNESS OPTIONS	ANTENNA ADAPTER OPTIONS
METRA 99-6000, SCOSCHE CJ1282B	METRA 70-1817, SCOSCHE CR01B/BCB	Not required




Please verify all part numbers before ordering.

ALARM REMOTE START WIRING

WIRE	COLOR	LOCATION
12V CONSTANT WIRE	PINK/BLACK OR RED	Ignition Harness
STARTER WIRE	YELLOW	Ignition Harness
IGNITION WIRE	DK. BLUE/WHITE	Ignition Harness
SECOND IGNITION WIRE	GREEN/RED	Ignition Harness
ACCESSORY WIRE	BLACK/ORANGE	Ignition Harness
SECOND ACCESSORY WIRE	BLACK/WHITE	Ignition Harness
POWER DOOR LOCK/UNLOCK	WHITE/GREEN	Plug At The Back Of The Fuse Box Close to Firewall
Notes: The same wire is used to lock and unlock the doors. Lock is positive trigger through a 2700 ohm resistor. Unlock is positive trigger through a 620-ohm resistor. Relays must be used.		
PARKING LIGHTS	YELLOW	Headlight Switch
Notes: Parking lights are negative trigger though a 110-ohm resistor		
DOMELIGHT SUPERVISION (-)	YELLOW	White Connector Near Fuses
TRUNK TRIGGER (-)	TAN/BLACK	Drivers Kick Panel Near Hood Release
TRUNK RELEASE (+)	BLACK/WHITE	At Release Switch
FACTORY SECURITY ARM/DISARM	LT.GREEN/ORANGE	Plug At The Back Of The Fuse Box Close to Firewall
Notes: The same wire is used to arm and disarm the factory security. Arm is positive trigger through a 1870 ohm resistor. This will also lock the doors. Disarm is positive trigger through a 680 ohm resistor. A double pulse on this wire will unlock all doors.		
TACHOMETER WIRE	TAN/STRIPE	At Any Ignition Coil
BRAKE WIRE (+)	WHITE/TAN	At Brake Pedal Switch
HORN TRIGGER (-)	BLACK/RED	Harness At Steering Column
LEFT FRONT WINDOW UP	LT.BLUE	At Driver Window Motor Inside Door
LEFT FRONT WINDOW DOWN	WHITE	At Driver Window Motor Inside Door
RIGHT FRONT WINDOW UP	BROWN/WHITE	Harness In Driver's Kick From Driver Door
RIGHT FRONT WINDOW DOWN	PURPLE/WHITE	Harness In Driver's Kick From Driver Door
LEFT REAR WINDOW UP	BLUE/WHITE	Harness In Driver's Kick From Driver Door
LEFT REAR WINDOW DOWN	RED/BLUE	Harness In Driver's Kick From Driver Door
RIGHT REAR WINDOW UP	GRAY/BLACK	Harness In Driver's Kick From Driver Door
RIGHT REAR WINDOW DOWN	GREEN/WHITE	Harness In Driver's Kick From Driver Door

INTERFACE	PART NUMBER	NOTES
Immobilizer Bypass Module	DEI 555CW or DEI 556UW	Required when installing a remote start system
Please verify all part numbers before ordering.		

ADDITIONAL NOTES



Remote starter and security installations should be attempted by experienced security installers only. Information contained is accurate to the best of our knowledge and experience. Information contained is without any representation of warranty. It is the installer's responsibility to test and confirm all circuits with a digital multi-meter. Proper installation remains the responsibility of the installer. CarAlarmPros assumes no liability or responsibility resulting from an improper installation, even in reliance with the information contained in this guide.

AUDIO WIRING			
WIRE	COLOR	LOCATION	NOTES
RADIO 12V	BLACK/YELLOW	Radio Harness	
RADIO SWITCHED	RED/WHITE	Radio Harness	
RADIO GROUND	Not In Harness	Ground Strap	
ILLUMINATION (+)	ORANGE	Radio Harness	
POWER ANTENNA (+)	ORANGE/RED	Radio Harness	
LEFT FRONT SPEAKER(+)	DARK GREEN	At Speaker	
LEFT FRONT SPEAKER (-)	BROWN/RED	At Speaker	
RIGHT FRONT SPEAKER (+)	VIOLET	At Speaker	
RIGHT FRONT SPEAKER (-)	DARK BLUE/RED	At Speaker	
LEFT REAR SPEAKER (+)	BROWN/YELLOW	At Speaker	
LEFT REAR SPEAKER (-)	BROWN/LIGHT BLUE	At Speaker	
RIGHT REAR SPEAKER (+)	DARK BLUE/WHITE	At Speaker	
RIGHT REAR SPEAKER (-)	DARK BLUE/ORANGE	At Speaker	

FRONT SPEAKERS SIZE	REAR SPEAKERS SIZE	AMP LOCATION	NOTES
3.5" Tweeter, 6.5" Doors	6x9"		

RADIO DASH KIT OPTIONS	RADIO WIRE HARNESS OPTIONS	ANTENNA ADAPTER OPTIONS
METRA 99-6505, SCOSCHE CR1277B	METRA 70-1817, SCOSCHE CR01B/BCB	Not required

Please verify all part numbers before ordering.




Remote starter and security installations should be attempted by experienced security installers only. Information contained is accurate to the best of our knowledge and experience. Information contained is without any representation of warranty. It is the installer's responsibility to test and confirm all circuits with a digital multi-meter. Proper installation remains the responsibility of the installer. CarAlarmPros assumes no liability or responsibility resulting from an improper installation, even in reliance with the information contained in this guide.

ALARM REMOTE START WIRING

WIRE	COLOR	LOCATION
12V CONSTANT WIRE	PINK/BLACK OR RED	Ignition Harness
STARTER WIRE	YELLOW	Ignition Harness
IGNITION WIRE	DK. BLUE/WHITE	Ignition Harness
SECOND IGNITION WIRE	GREEN/RED	Ignition Harness
ACCESSORY WIRE	BLACK/ORANGE	Ignition Harness
SECOND ACCESSORY WIRE	BLACK/WHITE	Ignition Harness
POWER DOOR LOCK/UNLOCK	WHITE/GREEN	Plug At The Back Of The Fuse Box Close to Firewall
Notes: The same wire is used to lock and unlock the doors. Lock is positive trigger through a 2700 ohm resistor. Unlock is positive trigger through a 620-ohm resistor. Relays must be used.		
PARKING LIGHTS	YELLOW	Headlight Switch
Notes: Parking lights are negative trigger though a 110-ohm resistor		
DOMELIGHT SUPERVISION (-)	YELLOW	White Connector Near Fuses
TRUNK TRIGGER (-)	TAN/BLACK	Drivers Kick Panel Near Hood Release
TRUNK RELEASE (+)	BLACK/WHITE	At Release Switch
FACTORY SECURITY ARM/DISARM	LT.GREEN/ORANGE	Plug At The Back Of The Fuse Box Close to Firewall
Notes: The same wire is used to arm and disarm the factory security. Arm is positive trigger through a 1870 ohm resistor. This will also lock the doors. Disarm is positive trigger through a 680 ohm resistor. A double pulse on this wire will unlock all doors.		
TACHOMETER WIRE	TAN/STRIPE	At Any Ignition Coil
BRAKE WIRE (+)	WHITE/TAN	At Brake Pedal Switch
HORN TRIGGER (-)	BLACK/RED	Harness At Steering Column
LEFT FRONT WINDOW UP	LT.BLUE	At Driver Window Motor Inside Door
LEFT FRONT WINDOW DOWN	WHITE	At Driver Window Motor Inside Door
RIGHT FRONT WINDOW UP	BROWN/WHITE	Harness In Driver's Kick From Driver Door
RIGHT FRONT WINDOW DOWN	PURPLE/WHITE	Harness In Driver's Kick From Driver Door
LEFT REAR WINDOW UP	BLUE/WHITE	Harness In Driver's Kick From Driver Door
LEFT REAR WINDOW DOWN	RED/BLUE	Harness In Driver's Kick From Driver Door
RIGHT REAR WINDOW UP	GRAY/BLACK	Harness In Driver's Kick From Driver Door
RIGHT REAR WINDOW DOWN	GREEN/WHITE	Harness In Driver's Kick From Driver Door

INTERFACE	PART NUMBER	NOTES
Immobilizer Bypass Module	DEI 555CW or DEI 556UW	Required when installing a remote start system
Please verify all part numbers before ordering.		

ADDITIONAL NOTES



Remote starter and security installations should be attempted by experienced security installers only. Information contained is accurate to the best of our knowledge and experience. Information contained is without any representation of warranty. It is the installer's responsibility to test and confirm all circuits with a digital multi-meter. Proper installation remains the responsibility of the installer. CarAlarmPros assumes no liability or responsibility resulting from an improper installation, even in reliance with the information contained in this guide.

AUDIO WIRING			
WIRE	COLOR	LOCATION	NOTES
RADIO 12V	BLACK/YELLOW	Radio Harness	
RADIO SWITCHED	RED/WHITE	Radio Harness	
RADIO GROUND	Not In Harness	Ground Strap	
ILLUMINATION (+)	ORANGE	Radio Harness	
POWER ANTENNA (+)	ORANGE/RED	Radio Harness	
LEFT FRONT SPEAKER(+)	DARK GREEN	At Speaker	
LEFT FRONT SPEAKER (-)	BROWN/RED	At Speaker	
RIGHT FRONT SPEAKER (+)	VIOLET	At Speaker	
RIGHT FRONT SPEAKER (-)	DARK BLUE/RED	At Speaker	
LEFT REAR SPEAKER (+)	BROWN/YELLOW	At Speaker	
LEFT REAR SPEAKER (-)	BROWN/LIGHT BLUE	At Speaker	
RIGHT REAR SPEAKER (+)	DARK BLUE/WHITE	At Speaker	
RIGHT REAR SPEAKER (-)	DARK BLUE/ORANGE	At Speaker	

FRONT SPEAKERS SIZE	REAR SPEAKERS SIZE	AMP LOCATION	NOTES
3.5" Tweeter, 6.5" Doors	6x9"		

RADIO DASH KIT OPTIONS	RADIO WIRE HARNESS OPTIONS	ANTENNA ADAPTER OPTIONS
METRA 99-6505, SCOSCHE CR1277B	METRA 70-1817, SCOSCHE CR01B/BCB	Not required

Please verify all part numbers before ordering.




Remote starter and security installations should be attempted by experienced security installers only. Information contained is accurate to the best of our knowledge and experience. Information contained is without any representation of warranty. It is the installer's responsibility to test and confirm all circuits with a digital multi-meter. Proper installation remains the responsibility of the installer. CarAlarmPros assumes no liability or responsibility resulting from an improper installation, even in reliance with the information contained in this guide.

ALARM REMOTE START WIRING

WIRE	COLOR	LOCATION
12V CONSTANT WIRE	PINK/BLACK OR RED	Ignition Harness
STARTER WIRE	YELLOW	Ignition Harness
IGNITION WIRE	DK. BLUE/WHITE	Ignition Harness
SECOND IGNITION WIRE	GREEN/RED	Ignition Harness
ACCESSORY WIRE	BLACK/ORANGE	Ignition Harness
SECOND ACCESSORY WIRE	BLACK/WHITE	Ignition Harness
POWER DOOR LOCK/UNLOCK	WHITE/GREEN	Plug At The Back Of The Fuse Box Close to Firewall
Notes: The same wire is used to lock and unlock the doors. Lock is positive trigger through a 2700 ohm resistor. Unlock is positive trigger through a 620-ohm resistor. Relays must be used.		
PARKING LIGHTS	YELLOW	Headlight Switch
Notes: Parking lights are negative trigger though a 110-ohm resistor		
DOMELIGHT SUPERVISION (-)	YELLOW	White Connector Near Fuses
TRUNK TRIGGER (-)	TAN/BLACK	Drivers Kick Panel Near Hood Release
TRUNK RELEASE (+)	BLACK/WHITE	At Release Switch
FACTORY SECURITY ARM/DISARM	LT.GREEN/ORANGE	Plug At The Back Of The Fuse Box Close to Firewall
Notes: The same wire is used to arm and disarm the factory security. Arm is positive trigger through a 1870 ohm resistor. This will also lock the doors. Disarm is positive trigger through a 680 ohm resistor. A double pulse on this wire will unlock all doors.		
TACHOMETER WIRE	TAN/STRIPE	At Any Ignition Coil
BRAKE WIRE (+)	WHITE/TAN	At Brake Pedal Switch
HORN TRIGGER (-)	BLACK/RED	Harness At Steering Column
LEFT FRONT WINDOW UP	LT.BLUE	At Driver Window Motor Inside Door
LEFT FRONT WINDOW DOWN	WHITE	At Driver Window Motor Inside Door
RIGHT FRONT WINDOW UP	BROWN/WHITE	Harness In Driver's Kick From Driver Door
RIGHT FRONT WINDOW DOWN	PURPLE/WHITE	Harness In Driver's Kick From Driver Door
LEFT REAR WINDOW UP	BLUE/WHITE	Harness In Driver's Kick From Driver Door
LEFT REAR WINDOW DOWN	RED/BLUE	Harness In Driver's Kick From Driver Door
RIGHT REAR WINDOW UP	GRAY/BLACK	Harness In Driver's Kick From Driver Door
RIGHT REAR WINDOW DOWN	GREEN/WHITE	Harness In Driver's Kick From Driver Door

INTERFACE	PART NUMBER	NOTES
Immobilizer Bypass Module	DEI 555CW or DEI 556UW	Required when installing a remote start system
Please verify all part numbers before ordering.		

ADDITIONAL NOTES



Remote starter and security installations should be attempted by experienced security installers only. Information contained is accurate to the best of our knowledge and experience. Information contained is without any representation of warranty. It is the installer's responsibility to test and confirm all circuits with a digital multi-meter. Proper installation remains the responsibility of the installer. CarAlarmPros assumes no liability or responsibility resulting from an improper installation, even in reliance with the information contained in this guide.

AUDIO WIRING			
WIRE	COLOR	LOCATION	NOTES
RADIO 12V	BLACK/YELLOW	Radio Harness	
RADIO SWITCHED	RED/WHITE	Radio Harness	
RADIO GROUND	Not In Harness	Ground Strap	
ILLUMINATION (+)	ORANGE	Radio Harness	
POWER ANTENNA (+)	ORANGE/RED	Radio Harness	
LEFT FRONT SPEAKER(+)	DARK GREEN	At Speaker	
LEFT FRONT SPEAKER (-)	BROWN/RED	At Speaker	
RIGHT FRONT SPEAKER (+)	VIOLET	At Speaker	
RIGHT FRONT SPEAKER (-)	DARK BLUE/RED	At Speaker	
LEFT REAR SPEAKER (+)	BROWN/YELLOW	At Speaker	
LEFT REAR SPEAKER (-)	BROWN/LIGHT BLUE	At Speaker	
RIGHT REAR SPEAKER (+)	DARK BLUE/WHITE	At Speaker	
RIGHT REAR SPEAKER (-)	DARK BLUE/ORANGE	At Speaker	

FRONT SPEAKERS SIZE	REAR SPEAKERS SIZE	AMP LOCATION	NOTES
3.5" Tweeter, 6.5" Doors	6x9"		

RADIO DASH KIT OPTIONS	RADIO WIRE HARNESS OPTIONS	ANTENNA ADAPTER OPTIONS
METRA 99-6505, SCOSCHE CR1277B	METRA 70-1817, SCOSCHE CR01B/BCB	Not required



Please verify all part numbers before ordering.

ALARM REMOTE START WIRING

WIRE	COLOR	LOCATION
12V CONSTANT WIRE	PINK/BLACK OR RED	Ignition Harness
STARTER WIRE	YELLOW	Ignition Harness
IGNITION WIRE	DK. BLUE/WHITE	Ignition Harness
SECOND IGNITION WIRE	GREEN/RED	Ignition Harness
ACCESSORY WIRE	BLACK/ORANGE	Ignition Harness
SECOND ACCESSORY WIRE	BLACK/WHITE	Ignition Harness
POWER DOOR LOCK/UNLOCK	WHITE/GREEN	Plug At The Back Of The Fuse Box Close to Firewall
Notes: The same wire is used to lock and unlock the doors. Lock is positive trigger through a 2700 ohm resistor. Unlock is positive trigger through a 620-ohm resistor. Relays must be used.		
PARKING LIGHTS	YELLOW	Headlight Switch
Notes: Parking lights are negative trigger though a 110-ohm resistor		
DOMELIGHT SUPERVISION (-)	YELLOW	White Connector Near Fuses
TRUNK TRIGGER (-)	TAN/BLACK	Drivers Kick Panel Near Hood Release
TRUNK RELEASE (+)	BLACK/WHITE	At Release Switch
FACTORY SECURITY ARM/DISARM	LT.GREEN/ORANGE	Plug At The Back Of The Fuse Box Close to Firewall
Notes: The same wire is used to arm and disarm the factory security. Arm is positive trigger through a 1870 ohm resistor. This will also lock the doors. Disarm is positive trigger through a 680 ohm resistor. A double pulse on this wire will unlock all doors.		
TACHOMETER WIRE	TAN/STRIPE	At Any Ignition Coil
BRAKE WIRE (+)	WHITE/TAN	At Brake Pedal Switch
HORN TRIGGER (-)	BLACK/RED	Harness At Steering Column
LEFT FRONT WINDOW UP	LT.BLUE	At Driver Window Motor Inside Door
LEFT FRONT WINDOW DOWN	WHITE	At Driver Window Motor Inside Door
RIGHT FRONT WINDOW UP	BROWN/WHITE	Harness In Driver's Kick From Driver Door
RIGHT FRONT WINDOW DOWN	PURPLE/WHITE	Harness In Driver's Kick From Driver Door
LEFT REAR WINDOW UP	BLUE/WHITE	Harness In Driver's Kick From Driver Door
LEFT REAR WINDOW DOWN	RED/BLUE	Harness In Driver's Kick From Driver Door
RIGHT REAR WINDOW UP	GRAY/BLACK	Harness In Driver's Kick From Driver Door
RIGHT REAR WINDOW DOWN	GREEN/WHITE	Harness In Driver's Kick From Driver Door

INTERFACE	PART NUMBER	NOTES
Immobilizer Bypass Module	DEI 555CW or DEI 556UW	Required when installing a remote start system
Please verify all part numbers before ordering.		

ADDITIONAL NOTES



Remote starter and security installations should be attempted by experienced security installers only. Information contained is accurate to the best of our knowledge and experience. Information contained is without any representation of warranty. It is the installer's responsibility to test and confirm all circuits with a digital multi-meter. Proper installation remains the responsibility of the installer. CarAlarmPros assumes no liability or responsibility resulting from an improper installation, even in reliance with the information contained in this guide.

AUDIO WIRING			
WIRE	COLOR	LOCATION	NOTES
RADIO 12V	BLACK/YELLOW	Radio Harness	
RADIO SWITCHED	RED/WHITE	Radio Harness	
RADIO GROUND	Not In Harness	Ground Strap	
ILLUMINATION (+)	ORANGE	Radio Harness	
POWER ANTENNA (+)	ORANGE/RED	Radio Harness	
LEFT FRONT SPEAKER(+)	DARK GREEN	At Speaker	
LEFT FRONT SPEAKER (-)	BROWN/RED	At Speaker	
RIGHT FRONT SPEAKER (+)	VIOLET	At Speaker	
RIGHT FRONT SPEAKER (-)	DARK BLUE/RED	At Speaker	
LEFT REAR SPEAKER (+)	BROWN/YELLOW	At Speaker	
LEFT REAR SPEAKER (-)	BROWN/LIGHT BLUE	At Speaker	
RIGHT REAR SPEAKER (+)	DARK BLUE/WHITE	At Speaker	
RIGHT REAR SPEAKER (-)	DARK BLUE/ORANGE	At Speaker	

FRONT SPEAKERS SIZE	REAR SPEAKERS SIZE	AMP LOCATION	NOTES
3.5" Tweeter, 6.5" Doors	6x9"		

RADIO DASH KIT OPTIONS	RADIO WIRE HARNESS OPTIONS	ANTENNA ADAPTER OPTIONS
METRA 99-6505, SCOSCHE CR1277B	METRA 70-1817, SCOSCHE CR01B/BCB	Not required




Please verify all part numbers before ordering.

ALARM REMOTE START WIRING

WIRE	COLOR	LOCATION
12V CONSTANT WIRE	PINK/BLACK OR RED	Ignition Harness
STARTER WIRE	YELLOW	Ignition Harness
IGNITION WIRE	DK. BLUE/WHITE	Ignition Harness
SECOND IGNITION WIRE	GREEN/RED	Ignition Harness
ACCESSORY WIRE	BLACK/ORANGE	Ignition Harness
SECOND ACCESSORY WIRE	BLACK/WHITE	Ignition Harness
POWER DOOR LOCK/UNLOCK	WHITE/GREEN	Plug At The Back Of The Fuse Box Close to Firewall
Notes: The same wire is used to lock and unlock the doors. Lock is positive trigger through a 2700 ohm resistor. Unlock is positive trigger through a 620-ohm resistor. Relays must be used.		
PARKING LIGHTS	YELLOW	Headlight Switch
Notes: Parking lights are negative trigger though a 110-ohm resistor		
DOMELIGHT SUPERVISION (-)	YELLOW	White Connector Near Fuses
TRUNK TRIGGER (-)	TAN/BLACK	Drivers Kick Panel Near Hood Release
TRUNK RELEASE (+)	BLACK/WHITE	At Release Switch
FACTORY SECURITY ARM/DISARM	LT.GREEN/ORANGE	Plug At The Back Of The Fuse Box Close to Firewall
Notes: The same wire is used to arm and disarm the factory security. Arm is positive trigger through a 1870 ohm resistor. This will also lock the doors. Disarm is positive trigger through a 680 ohm resistor. A double pulse on this wire will unlock all doors.		
TACHOMETER WIRE	TAN/STRIPE	At Any Ignition Coil
BRAKE WIRE (+)	WHITE/TAN	At Brake Pedal Switch
HORN TRIGGER (-)	BLACK/RED	Harness At Steering Column
LEFT FRONT WINDOW UP	LT.BLUE	At Driver Window Motor Inside Door
LEFT FRONT WINDOW DOWN	WHITE	At Driver Window Motor Inside Door
RIGHT FRONT WINDOW UP	BROWN/WHITE	Harness In Driver's Kick From Driver Door
RIGHT FRONT WINDOW DOWN	PURPLE/WHITE	Harness In Driver's Kick From Driver Door
LEFT REAR WINDOW UP	BLUE/WHITE	Harness In Driver's Kick From Driver Door
LEFT REAR WINDOW DOWN	RED/BLUE	Harness In Driver's Kick From Driver Door
RIGHT REAR WINDOW UP	GRAY/BLACK	Harness In Driver's Kick From Driver Door
RIGHT REAR WINDOW DOWN	GREEN/WHITE	Harness In Driver's Kick From Driver Door

INTERFACE	PART NUMBER	NOTES
Immobilizer Bypass Module	DEI 555CW or DEI 556UW	Required when installing a remote start system
Please verify all part numbers before ordering.		

ADDITIONAL NOTES



Remote starter and security installations should be attempted by experienced security installers only. Information contained is accurate to the best of our knowledge and experience. Information contained is without any representation of warranty. It is the installer's responsibility to test and confirm all circuits with a digital multi-meter. Proper installation remains the responsibility of the installer. CarAlarmPros assumes no liability or responsibility resulting from an improper installation, even in reliance with the information contained in this guide.

AUDIO WIRING			
WIRE	COLOR	LOCATION	NOTES
RADIO 12V	BLACK/YELLOW	Radio Harness	
RADIO SWITCHED	RED/WHITE	Radio Harness	
RADIO GROUND	Not In Harness	Ground Strap	
ILLUMINATION (+)	ORANGE	Radio Harness	
POWER ANTENNA (+)	ORANGE/RED	Radio Harness	
LEFT FRONT SPEAKER(+)	DARK GREEN	At Speaker	
LEFT FRONT SPEAKER (-)	BROWN/RED	At Speaker	
RIGHT FRONT SPEAKER (+)	VIOLET	At Speaker	
RIGHT FRONT SPEAKER (-)	DARK BLUE/RED	At Speaker	
LEFT REAR SPEAKER (+)	BROWN/YELLOW	At Speaker	
LEFT REAR SPEAKER (-)	BROWN/LIGHT BLUE	At Speaker	
RIGHT REAR SPEAKER (+)	DARK BLUE/WHITE	At Speaker	
RIGHT REAR SPEAKER (-)	DARK BLUE/ORANGE	At Speaker	

FRONT SPEAKERS SIZE	REAR SPEAKERS SIZE	AMP LOCATION	NOTES
3.5" Tweeter, 6.5" Doors	6x9"		

RADIO DASH KIT OPTIONS	RADIO WIRE HARNESS OPTIONS	ANTENNA ADAPTER OPTIONS
METRA 99-6505, SCOSCHE CR1277B	METRA 70-6502, SCOSCHE CR02B/BCB	METRA 40-CR10, SCOSCHE CRAB




Please verify all part numbers before ordering.

ALARM REMOTE START WIRING

WIRE	COLOR	LOCATION
12V CONSTANT WIRE	PINK/BLACK OR RED	Ignition Harness
STARTER WIRE	YELLOW	Ignition Harness
IGNITION WIRE	DK. BLUE/WHITE	Ignition Harness
SECOND IGNITION WIRE	GREEN/RED	Ignition Harness
ACCESSORY WIRE	BLACK/ORANGE	Ignition Harness
SECOND ACCESSORY WIRE	BLACK/WHITE	Ignition Harness
POWER DOOR LOCK/UNLOCK	WHITE/GREEN	Plug At The Back Of The Fuse Box Close to Firewall
Notes: The same wire is used to lock and unlock the doors. Lock is positive trigger through a 2700 ohm resistor. Unlock is positive trigger through a 620-ohm resistor. Relays must be used.		
PARKING LIGHTS	YELLOW	Headlight Switch
Notes: Parking lights are negative trigger though a 110-ohm resistor		
DOMELIGHT SUPERVISION (-)	YELLOW	White Connector Near Fuses
TRUNK TRIGGER (-)	TAN/BLACK	Drivers Kick Panel Near Hood Release
TRUNK RELEASE (+)	BLACK/WHITE	At Release Switch
FACTORY SECURITY ARM/DISARM	LT.GREEN/ORANGE	Plug At The Back Of The Fuse Box Close to Firewall
Notes: The same wire is used to arm and disarm the factory security. Arm is positive trigger through a 1870 ohm resistor. This will also lock the doors. Disarm is positive trigger through a 680 ohm resistor. A double pulse on this wire will unlock all doors.		
TACHOMETER WIRE	TAN/STRIPE	At Any Ignition Coil
BRAKE WIRE (+)	WHITE/TAN	At Brake Pedal Switch
HORN TRIGGER (-)	BLACK/RED	Harness At Steering Column
LEFT FRONT WINDOW UP	LT.BLUE	At Driver Window Motor Inside Door
LEFT FRONT WINDOW DOWN	WHITE	At Driver Window Motor Inside Door
RIGHT FRONT WINDOW UP	BROWN/WHITE	Harness In Driver's Kick From Driver Door
RIGHT FRONT WINDOW DOWN	PURPLE/WHITE	Harness In Driver's Kick From Driver Door
LEFT REAR WINDOW UP	BLUE/WHITE	Harness In Driver's Kick From Driver Door
LEFT REAR WINDOW DOWN	RED/BLUE	Harness In Driver's Kick From Driver Door
RIGHT REAR WINDOW UP	GRAY/BLACK	Harness In Driver's Kick From Driver Door
RIGHT REAR WINDOW DOWN	GREEN/WHITE	Harness In Driver's Kick From Driver Door

INTERFACE	PART NUMBER	NOTES
Immobilizer Bypass Module	DEI 555CW or DEI 556UW	Required when installing a remote start system
Please verify all part numbers before ordering.		

ADDITIONAL NOTES



Remote starter and security installations should be attempted by experienced security installers only. Information contained is accurate to the best of our knowledge and experience. Information contained is without any representation of warranty. It is the installer's responsibility to test and confirm all circuits with a digital multi-meter. Proper installation remains the responsibility of the installer. CarAlarmPros assumes no liability or responsibility resulting from an improper installation, even in reliance with the information contained in this guide.

AUDIO WIRING			
WIRE	COLOR	LOCATION	NOTES
RADIO 12V	BLACK/YELLOW	Radio Harness	
RADIO SWITCHED	RED/WHITE	Radio Harness	
RADIO GROUND	Not In Harness	Ground Strap	
ILLUMINATION (+)	ORANGE	Radio Harness	
POWER ANTENNA (+)	ORANGE/RED	Radio Harness	
LEFT FRONT SPEAKER(+)	DARK GREEN	At Speaker	
LEFT FRONT SPEAKER (-)	BROWN/RED	At Speaker	
RIGHT FRONT SPEAKER (+)	VIOLET	At Speaker	
RIGHT FRONT SPEAKER (-)	DARK BLUE/RED	At Speaker	
LEFT REAR SPEAKER (+)	BROWN/YELLOW	At Speaker	
LEFT REAR SPEAKER (-)	BROWN/LIGHT BLUE	At Speaker	
RIGHT REAR SPEAKER (+)	DARK BLUE/WHITE	At Speaker	
RIGHT REAR SPEAKER (-)	DARK BLUE/ORANGE	At Speaker	

FRONT SPEAKERS SIZE	REAR SPEAKERS SIZE	AMP LOCATION	NOTES
3.5" Tweeter, 6.5" Doors	6x9"		

RADIO DASH KIT OPTIONS	RADIO WIRE HARNESS OPTIONS	ANTENNA ADAPTER OPTIONS
METRA 99-6505, SCOSCHE CR1277B	METRA 70-6502, SCOSCHE CR02B/BCB	METRA 40-CR10, SCOSCHE CRAB




Please verify all part numbers before ordering.

ALARM REMOTE START WIRING

WIRE	COLOR	LOCATION
12V CONSTANT WIRE	PINK/BLACK OR RED	Ignition Harness
STARTER WIRE	YELLOW	Ignition Harness
IGNITION WIRE	DK. BLUE/WHITE	Ignition Harness
SECOND IGNITION WIRE	GREEN/RED	Ignition Harness
ACCESSORY WIRE	BLACK/ORANGE	Ignition Harness
SECOND ACCESSORY WIRE	BLACK/WHITE	Ignition Harness
POWER DOOR LOCK/UNLOCK	WHITE/GREEN	Plug At The Back Of The Fuse Box Close to Firewall
Notes: The same wire is used to lock and unlock the doors. Lock is positive trigger through a 2700 ohm resistor. Unlock is positive trigger through a 620-ohm resistor. Relays must be used.		
PARKING LIGHTS	YELLOW	Headlight Switch
Notes: Parking lights are negative trigger though a 110-ohm resistor		
DOMELIGHT SUPERVISION (-)	YELLOW	White Connector Near Fuses
TRUNK TRIGGER (-)	TAN/BLACK	Drivers Kick Panel Near Hood Release
TRUNK RELEASE (+)	BLACK/WHITE	At Release Switch
FACTORY SECURITY ARM/DISARM	LT.GREEN/ORANGE	Plug At The Back Of The Fuse Box Close to Firewall
Notes: The same wire is used to arm and disarm the factory security. Arm is positive trigger through a 1870 ohm resistor. This will also lock the doors. Disarm is positive trigger through a 680 ohm resistor. A double pulse on this wire will unlock all doors.		
TACHOMETER WIRE	TAN/STRIPE	At Any Ignition Coil
BRAKE WIRE (+)	WHITE/TAN	At Brake Pedal Switch
HORN TRIGGER (-)	BLACK/RED	Harness At Steering Column
LEFT FRONT WINDOW UP	LT.BLUE	At Driver Window Motor Inside Door
LEFT FRONT WINDOW DOWN	WHITE	At Driver Window Motor Inside Door
RIGHT FRONT WINDOW UP	BROWN/WHITE	Harness In Driver's Kick From Driver Door
RIGHT FRONT WINDOW DOWN	PURPLE/WHITE	Harness In Driver's Kick From Driver Door
LEFT REAR WINDOW UP	BLUE/WHITE	Harness In Driver's Kick From Driver Door
LEFT REAR WINDOW DOWN	RED/BLUE	Harness In Driver's Kick From Driver Door
RIGHT REAR WINDOW UP	GRAY/BLACK	Harness In Driver's Kick From Driver Door
RIGHT REAR WINDOW DOWN	GREEN/WHITE	Harness In Driver's Kick From Driver Door

INTERFACE	PART NUMBER	NOTES
Immobilizer Bypass Module	DEI 555CW or DEI 556UW	Required when installing a remote start system
Please verify all part numbers before ordering.		

ADDITIONAL NOTES



Remote starter and security installations should be attempted by experienced security installers only. Information contained is accurate to the best of our knowledge and experience. Information contained is without any representation of warranty. It is the installer's responsibility to test and confirm all circuits with a digital multi-meter. Proper installation remains the responsibility of the installer. CarAlarmPros assumes no liability or responsibility resulting from an improper installation, even in reliance with the information contained in this guide.

AUDIO WIRING			
WIRE	COLOR	LOCATION	NOTES
RADIO 12V	BLACK/YELLOW	Radio Harness	
RADIO SWITCHED	RED/WHITE	Radio Harness	
RADIO GROUND	Not In Harness	Ground Strap	
ILLUMINATION (+)	ORANGE	Radio Harness	
POWER ANTENNA (+)	ORANGE/RED	Radio Harness	
LEFT FRONT SPEAKER(+)	DARK GREEN	At Speaker	
LEFT FRONT SPEAKER (-)	BROWN/RED	At Speaker	
RIGHT FRONT SPEAKER (+)	VIOLET	At Speaker	
RIGHT FRONT SPEAKER (-)	DARK BLUE/RED	At Speaker	
LEFT REAR SPEAKER (+)	BROWN/YELLOW	At Speaker	
LEFT REAR SPEAKER (-)	BROWN/LIGHT BLUE	At Speaker	
RIGHT REAR SPEAKER (+)	DARK BLUE/WHITE	At Speaker	
RIGHT REAR SPEAKER (-)	DARK BLUE/ORANGE	At Speaker	

FRONT SPEAKERS SIZE	REAR SPEAKERS SIZE	AMP LOCATION	NOTES
3.5" Tweeter, 6.5" Doors	6x9"		

RADIO DASH KIT OPTIONS	RADIO WIRE HARNESS OPTIONS	ANTENNA ADAPTER OPTIONS
METRA 99-6505, SCOSCHE CR1277B	METRA 70-6502, SCOSCHE CR02B/BCB	METRA 40-CR10, SCOSCHE CRAB

Please verify all part numbers before ordering.

Remote starter and security installations should be attempted by experienced security installers only. Information contained is accurate to the best of our knowledge and experience. Information contained is without any representation of warranty. It is the installer's responsibility to test and confirm all circuits with a digital multi-meter. Proper installation remains the responsibility of the installer. CarAlarmPros assumes no liability or responsibility resulting from an improper installation, even in reliance with the information contained in this guide.