



ALARM REMOTE START WIRING

WIRE	COLOR	LOCATION
12V CONSTANT WIRE	RED and PINK/BLACK	Ignition harness
12V IGNITION WIRE	DARK BLUE	Ignition harness
12V ACCESSORY WIRE	BLACK/ORANGE	Ignition harness
STARTER WIRE	YELLOW	Ignition harness
Notes: CAUTION! SRS airbag wires are not enclosed in protective loom at the steering column. They are a twisted pair of wires that run with rest of ignition harness. Be careful not to cut or probe these wires.		
PARKING LIGHTS (+)	BLACK/YELLOW	At Headlight switch
POWER DOOR LOCK	ORANGE/PURPLE	Harness Coming Into Vehicle From Driver's Door
Notes: Door locks are reverse polarity. Refer to TechDoc 3956		
POWER DOOR UNLOCK	PINK/PURPLE	Harness Coming Into Vehicle From Driver's Door
Notes: Door locks are reverse polarity. Refer to TechDoc 3956		
DOOR TRIGGER (-)	YELLOW/BLACK	At Headlight Switch
DOMELIGHT SUPERVISION (-)		Use door trigger
TRUNK TRIGGER (-)	GRAY/BLACK	At Light In Trunk
TACHOMETER WIRE	TAN/BLUE or BLACK/GRAY	At Ignition Coil
BRAKE WIRE (+)	WHITE/BROWN	At Brake Pedal Switch
HORN TRIGGER (-)	BLACK/RED	Harness Coming From Steering Wheel At Column
LEFT FRONT WINDOW UP	LT.BLUE	Motor In Left Front Door
LEFT FRONT WINDOW DOWN	WHITE	Motor In Left Front Door
RIGHT FRONT WINDOW UP	BROWN/WHITE	Harness In Driver's Kick Panel
RIGHT FRONT WINDOW DOWN	PURPLE/WHITE	Harness In Driver's Kick Panel
LEFT REAR WINDOW UP	BLUE/WHITE	Harness In Driver's Kick Panel
LEFT REAR WINDOW DOWN	RED/BLUE	Harness In Driver's Kick Panel
RIGHT REAR WINDOW UP	GREEN/BLACK	Harness In Driver's Kick Panel
RIGHT REAR WINDOW DOWN	GREEN/WHITE	Harness In Driver's Kick Panel

INTERFACE	PART NUMBER	NOTES
None required	NA	NA
Please verify all part numbers before ordering.		

ADDITIONAL NOTES



Remote starter and security installations should be attempted by experienced security installers only. Information contained is accurate to the best of our knowledge and experience. Information contained is without any representation of warranty. It is the installer's responsibility to test and confirm all circuits with a digital multi-meter. Proper installation remains the responsibility of the installer. CarAlarmPros assumes no liability or responsibility resulting from an improper installation, even in reliance with the information contained in this guide.



AUDIO WIRING			
WIRE	COLOR	LOCATION	NOTES
RADIO 12V	PINK	Radio Harness	
RADIO SWITCHED	RED/WHITE	Radio Harness	
RADIO GROUND	Not In Harness	Ground Strap	
ILLUMINATION (+)	ORANGE/WHITE	Radio Harness	
POWER ANTENNA (+)		Radio Harness	
AMP TURN ON (+)		Radio Harness	
LEFT FRONT SPEAKER(+)	DARK GREEN	Radio Harness or Speaker	
LEFT FRONT SPEAKER (-)	BROWN/RED	Radio Harness or Speaker	
RIGHT FRONT SPEAKER (+)	VIOLET	Radio Harness or Speaker	
RIGHT FRONT SPEAKER (-)	DARK BLUE/RED	Radio Harness or Speaker	
LEFT REAR SPEAKER (+)	BROWN/YELLOW	Radio Harness or Speaker	
LEFT REAR SPEAKER (-)	BROWN/LIGHT BLUE	Radio Harness or Speaker	
RIGHT REAR SPEAKER (+)	DARK BLUE/WHITE	Radio Harness or Speaker	
RIGHT REAR SPEAKER (-)	DARK BLUE/ORANGE	Radio Harness or Speaker	
FRONT SPEAKERS SIZE	REAR SPEAKERS SIZE	AMP LOCATION	NOTES
6.5", 3.5"	6x9"		
RADIO DASH KIT OPTIONS		RADIO WIRE HARNESS OPTIONS	ANTENNA ADAPTER OPTIONS
METRA 99-6501, SCOSCHE CJ1282B		METRA 70-1817, SCOSCHE CR01B	Not required
Please verify all part numbers before ordering.			

ALARM REMOTE START WIRING

WIRE	COLOR	LOCATION
12V CONSTANT WIRE	RED and PINK/BLACK	Ignition harness
12V IGNITION WIRE	DARK BLUE	Ignition harness
12V ACCESSORY WIRE	BLACK/ORANGE	Ignition harness
STARTER WIRE	YELLOW	Ignition harness
Notes: CAUTION! SRS airbag wires are not enclosed in protective loom at the steering column. They are a twisted pair of wires that run with rest of ignition harness. Be careful not to cut or probe these wires.		
PARKING LIGHTS (+)	BLACK/YELLOW	At Headlight switch
POWER DOOR LOCK	ORANGE/PURPLE	Harness Coming Into Vehicle From Driver's Door
Notes: Door locks are reverse polarity. Refer to TechDoc 3956		
POWER DOOR UNLOCK	PINK/PURPLE	Harness Coming Into Vehicle From Driver's Door
Notes: Door locks are reverse polarity. Refer to TechDoc 3956		
DOOR TRIGGER (-)	YELLOW/BLACK	At Headlight Switch
DOMELIGHT SUPERVISION (-)		Use door trigger
TRUNK TRIGGER (-)	GRAY/BLACK	At Light In Trunk
TACHOMETER WIRE	TAN/BLUE or BLACK/GRAY	At Ignition Coil
BRAKE WIRE (+)	WHITE/BROWN	At Brake Pedal Switch
HORN TRIGGER (-)	BLACK/RED	Harness Coming From Steering Wheel At Column
LEFT FRONT WINDOW UP	LT.BLUE	Motor In Left Front Door
LEFT FRONT WINDOW DOWN	WHITE	Motor In Left Front Door
RIGHT FRONT WINDOW UP	BROWN/WHITE	Harness In Driver's Kick Panel
RIGHT FRONT WINDOW DOWN	PURPLE/WHITE	Harness In Driver's Kick Panel
LEFT REAR WINDOW UP	BLUE/WHITE	Harness In Driver's Kick Panel
LEFT REAR WINDOW DOWN	RED/BLUE	Harness In Driver's Kick Panel
RIGHT REAR WINDOW UP	GREEN/BLACK	Harness In Driver's Kick Panel
RIGHT REAR WINDOW DOWN	GREEN/WHITE	Harness In Driver's Kick Panel

INTERFACE	PART NUMBER	NOTES
None required	NA	NA
Please verify all part numbers before ordering.		

ADDITIONAL NOTES



Remote starter and security installations should be attempted by experienced security installers only. Information contained is accurate to the best of our knowledge and experience. Information contained is without any representation of warranty. It is the installer's responsibility to test and confirm all circuits with a digital multi-meter. Proper installation remains the responsibility of the installer. CarAlarmPros assumes no liability or responsibility resulting from an improper installation, even in reliance with the information contained in this guide.

AUDIO WIRING			
WIRE	COLOR	LOCATION	NOTES
RADIO 12V	PINK	Radio Harness	
RADIO SWITCHED	RED/WHITE	Radio Harness	
RADIO GROUND	Not In Harness	Ground Strap	
ILLUMINATION (+)	ORANGE/WHITE	Radio Harness	
POWER ANTENNA (+)		Radio Harness	
AMP TURN ON (+)		Radio Harness	
LEFT FRONT SPEAKER(+)	DARK GREEN	Radio Harness or Speaker	
LEFT FRONT SPEAKER (-)	BROWN/RED	Radio Harness or Speaker	
RIGHT FRONT SPEAKER (+)	VIOLET	Radio Harness or Speaker	
RIGHT FRONT SPEAKER (-)	DARK BLUE/RED	Radio Harness or Speaker	
LEFT REAR SPEAKER (+)	BROWN/YELLOW	Radio Harness or Speaker	
LEFT REAR SPEAKER (-)	BROWN/LIGHT BLUE	Radio Harness or Speaker	
RIGHT REAR SPEAKER (+)	DARK BLUE/WHITE	Radio Harness or Speaker	
RIGHT REAR SPEAKER (-)	DARK BLUE/ORANGE	Radio Harness or Speaker	
FRONT SPEAKERS SIZE	REAR SPEAKERS SIZE	AMP LOCATION	NOTES
6.5", 3.5"	6x9"		
RADIO DASH KIT OPTIONS		RADIO WIRE HARNESS OPTIONS	ANTENNA ADAPTER OPTIONS
METRA 99-6501, SCOSCHE CJ1282B		METRA 70-1817, SCOSCHE CR01B	Not required
Please verify all part numbers before ordering.			

Remote starter and security installations should be attempted by experienced security installers only. Information contained is accurate to the best of our knowledge and experience. Information contained is without any representation of warranty. It is the installer's responsibility to test and confirm all circuits with a digital multi-meter. Proper installation remains the responsibility of the installer. CarAlarmPros assumes no liability or responsibility resulting from an improper installation, even in reliance with the information contained in this guide.



ALARM REMOTE START WIRING

WIRE	COLOR	LOCATION
12V CONSTANT WIRE	RED and PINK/BLACK	Ignition harness
12V IGNITION WIRE	DARK BLUE	Ignition harness
12V ACCESSORY WIRE	BLACK/ORANGE	Ignition harness
STARTER WIRE	YELLOW	Ignition harness
Notes: CAUTION! SRS airbag wires are not enclosed in protective loom at the steering column. They are a twisted pair of wires that run with rest of ignition harness. Be careful not to cut or probe these wires.		
PARKING LIGHTS (+)	BLACK/YELLOW	At Headlight switch
POWER DOOR LOCK	ORANGE/PURPLE	Harness Coming Into Vehicle From Driver's Door
Notes: Door locks are reverse polarity. Refer to TechDoc 3956		
POWER DOOR UNLOCK	PINK/PURPLE	Harness Coming Into Vehicle From Driver's Door
Notes: Door locks are reverse polarity. Refer to TechDoc 3956		
DOOR TRIGGER (-)	YELLOW/BLACK	At Headlight Switch
DOMELIGHT SUPERVISION (-)		Use door trigger
TRUNK TRIGGER (-)	GRAY/BLACK	At Light In Trunk
TACHOMETER WIRE	TAN/BLUE or BLACK/GRAY	At Ignition Coil
BRAKE WIRE (+)	WHITE/BROWN	At Brake Pedal Switch
HORN TRIGGER (-)	BLACK/RED	Harness Coming From Steering Wheel At Column
LEFT FRONT WINDOW UP	LT.BLUE	Motor In Left Front Door
LEFT FRONT WINDOW DOWN	WHITE	Motor In Left Front Door
RIGHT FRONT WINDOW UP	BROWN/WHITE	Harness In Driver's Kick Panel
RIGHT FRONT WINDOW DOWN	PURPLE/WHITE	Harness In Driver's Kick Panel
LEFT REAR WINDOW UP	BLUE/WHITE	Harness In Driver's Kick Panel
LEFT REAR WINDOW DOWN	RED/BLUE	Harness In Driver's Kick Panel
RIGHT REAR WINDOW UP	GREEN/BLACK	Harness In Driver's Kick Panel
RIGHT REAR WINDOW DOWN	GREEN/WHITE	Harness In Driver's Kick Panel

INTERFACE	PART NUMBER	NOTES
None required	NA	NA
Please verify all part numbers before ordering.		

Remote starter and security installations should be attempted by experienced security installers only. Information contained is accurate to the best of our knowledge and experience. Information contained is without any representation of warranty. It is the installer's responsibility to test and confirm all circuits with a digital multi-meter. Proper installation remains the responsibility of the installer. CarAlarmPros assumes no liability or responsibility resulting from an improper installation, even in reliance with the information contained in this guide.

ADDITIONAL NOTES



Remote starter and security installations should be attempted by experienced security installers only. Information contained is accurate to the best of our knowledge and experience. Information contained is without any representation of warranty. It is the installer's responsibility to test and confirm all circuits with a digital multi-meter. Proper installation remains the responsibility of the installer. CarAlarmPros assumes no liability or responsibility resulting from an improper installation, even in reliance with the information contained in this guide.

AUDIO WIRING			
WIRE	COLOR	LOCATION	NOTES
RADIO 12V	PINK	Radio Harness	
RADIO SWITCHED	RED/WHITE	Radio Harness	
RADIO GROUND	Not In Harness	Ground Strap	
ILLUMINATION (+)	ORANGE/WHITE	Radio Harness	
POWER ANTENNA (+)		Radio Harness	
AMP TURN ON (+)		Radio Harness	
LEFT FRONT SPEAKER(+)	DARK GREEN	Radio Harness or Speaker	
LEFT FRONT SPEAKER (-)	BROWN/RED	Radio Harness or Speaker	
RIGHT FRONT SPEAKER (+)	VIOLET	Radio Harness or Speaker	
RIGHT FRONT SPEAKER (-)	DARK BLUE/RED	Radio Harness or Speaker	
LEFT REAR SPEAKER (+)	BROWN/YELLOW	Radio Harness or Speaker	
LEFT REAR SPEAKER (-)	BROWN/LIGHT BLUE	Radio Harness or Speaker	
RIGHT REAR SPEAKER (+)	DARK BLUE/WHITE	Radio Harness or Speaker	
RIGHT REAR SPEAKER (-)	DARK BLUE/ORANGE	Radio Harness or Speaker	
FRONT SPEAKERS SIZE	REAR SPEAKERS SIZE	AMP LOCATION	NOTES
6.5", 3.5"	6x9"		
RADIO DASH KIT OPTIONS		RADIO WIRE HARNESS OPTIONS	ANTENNA ADAPTER OPTIONS
METRA 99-6501, SCOSCHE CJ1282B		METRA 70-1817, SCOSCHE CR01B	Not required
Please verify all part numbers before ordering.			



Remote starter and security installations should be attempted by experienced security installers only. Information contained is accurate to the best of our knowledge and experience. Information contained is without any representation of warranty. It is the installer's responsibility to test and confirm all circuits with a digital multi-meter. Proper installation remains the responsibility of the installer. CarAlarmPros assumes no liability or responsibility resulting from an improper installation, even in reliance with the information contained in this guide.

ALARM REMOTE START WIRING

WIRE	COLOR	LOCATION
12V CONSTANT WIRE	RED and PINK/BLACK	Ignition harness
12V IGNITION WIRE	DARK BLUE	Ignition harness
12V ACCESSORY WIRE	BLACK/ORANGE	Ignition harness
STARTER WIRE	YELLOW	Ignition harness
Notes: CAUTION! SRS airbag wires are not enclosed in protective loom at the steering column. They are a twisted pair of wires that run with rest of ignition harness. Be careful not to cut or probe these wires.		
PARKING LIGHTS (+)	BLACK/YELLOW	At Headlight switch
POWER DOOR LOCK	ORANGE/PURPLE	Harness Coming Into Vehicle From Driver's Door
Notes: Door locks are reverse polarity. Refer to TechDoc 3956		
POWER DOOR UNLOCK	PINK/PURPLE	Harness Coming Into Vehicle From Driver's Door
Notes: Door locks are reverse polarity. Refer to TechDoc 3956		
DOOR TRIGGER (-)	YELLOW/BLACK	At Headlight Switch
DOMELIGHT SUPERVISION (-)		Use door trigger
TRUNK TRIGGER (-)	GRAY/BLACK	At Light In Trunk
TACHOMETER WIRE	TAN/BLUE or BLACK/GRAY	At Ignition Coil
BRAKE WIRE (+)	WHITE/BROWN	At Brake Pedal Switch
HORN TRIGGER (-)	BLACK/RED	Harness Coming From Steering Wheel At Column
LEFT FRONT WINDOW UP	LT.BLUE	Motor In Left Front Door
LEFT FRONT WINDOW DOWN	WHITE	Motor In Left Front Door
RIGHT FRONT WINDOW UP	BROWN/WHITE	Harness In Driver's Kick Panel
RIGHT FRONT WINDOW DOWN	PURPLE/WHITE	Harness In Driver's Kick Panel
LEFT REAR WINDOW UP	BLUE/WHITE	Harness In Driver's Kick Panel
LEFT REAR WINDOW DOWN	RED/BLUE	Harness In Driver's Kick Panel
RIGHT REAR WINDOW UP	GREEN/BLACK	Harness In Driver's Kick Panel
RIGHT REAR WINDOW DOWN	GREEN/WHITE	Harness In Driver's Kick Panel

INTERFACE	PART NUMBER	NOTES
None required	NA	NA
Please verify all part numbers before ordering.		

ADDITIONAL NOTES



Remote starter and security installations should be attempted by experienced security installers only. Information contained is accurate to the best of our knowledge and experience. Information contained is without any representation of warranty. It is the installer's responsibility to test and confirm all circuits with a digital multi-meter. Proper installation remains the responsibility of the installer. CarAlarmPros assumes no liability or responsibility resulting from an improper installation, even in reliance with the information contained in this guide.



AUDIO WIRING			
WIRE	COLOR	LOCATION	NOTES
RADIO 12V	PINK	Radio Harness	
RADIO SWITCHED	RED/WHITE	Radio Harness	
RADIO GROUND	Not In Harness	Ground Strap	
ILLUMINATION (+)	ORANGE/WHITE	Radio Harness	
POWER ANTENNA (+)		Radio Harness	
AMP TURN ON (+)		Radio Harness	
LEFT FRONT SPEAKER(+)	DARK GREEN	Radio Harness or Speaker	
LEFT FRONT SPEAKER (-)	BROWN/RED	Radio Harness or Speaker	
RIGHT FRONT SPEAKER (+)	VIOLET	Radio Harness or Speaker	
RIGHT FRONT SPEAKER (-)	DARK BLUE/RED	Radio Harness or Speaker	
LEFT REAR SPEAKER (+)	BROWN/YELLOW	Radio Harness or Speaker	
LEFT REAR SPEAKER (-)	BROWN/LIGHT BLUE	Radio Harness or Speaker	
RIGHT REAR SPEAKER (+)	DARK BLUE/WHITE	Radio Harness or Speaker	
RIGHT REAR SPEAKER (-)	DARK BLUE/ORANGE	Radio Harness or Speaker	
FRONT SPEAKERS SIZE	REAR SPEAKERS SIZE	AMP LOCATION	NOTES
6.5", 3.5"	6x9"		
RADIO DASH KIT OPTIONS		RADIO WIRE HARNESS OPTIONS	ANTENNA ADAPTER OPTIONS
METRA 99-6501, SCOSCHE CJ1282B		METRA 70-1817, SCOSCHE CR01B	Not required
Please verify all part numbers before ordering.			

ALARM REMOTE START WIRING

WIRE	COLOR	LOCATION
12V CONSTANT WIRE	RED and PINK/BLACK	Ignition harness
12V IGNITION WIRE	DARK BLUE	Ignition harness
12V ACCESSORY WIRE	BLACK/ORANGE	Ignition harness
STARTER WIRE	YELLOW	Ignition harness
Notes: CAUTION! SRS airbag wires are not enclosed in protective loom at the steering column. They are a twisted pair of wires that run with rest of ignition harness. Be careful not to cut or probe these wires.		
PARKING LIGHTS (+)	BLACK/YELLOW	At Headlight switch
POWER DOOR LOCK	ORANGE/PURPLE	Harness Coming Into Vehicle From Driver's Door
Notes: Door locks are reverse polarity. Refer to TechDoc 3956		
POWER DOOR UNLOCK	PINK/PURPLE	Harness Coming Into Vehicle From Driver's Door
Notes: Door locks are reverse polarity. Refer to TechDoc 3956		
DOOR TRIGGER (-)	YELLOW/BLACK	At Headlight Switch
DOMELIGHT SUPERVISION (-)		Use door trigger
TRUNK TRIGGER (-)	GRAY/BLACK	At Light In Trunk
TACHOMETER WIRE	TAN/BLUE or BLACK/GRAY	At Ignition Coil
BRAKE WIRE (+)	WHITE/BROWN	At Brake Pedal Switch
HORN TRIGGER (-)	BLACK/RED	Harness Coming From Steering Wheel At Column
LEFT FRONT WINDOW UP	LT.BLUE	Motor In Left Front Door
LEFT FRONT WINDOW DOWN	WHITE	Motor In Left Front Door
RIGHT FRONT WINDOW UP	BROWN/WHITE	Harness In Driver's Kick Panel
RIGHT FRONT WINDOW DOWN	PURPLE/WHITE	Harness In Driver's Kick Panel
LEFT REAR WINDOW UP	BLUE/WHITE	Harness In Driver's Kick Panel
LEFT REAR WINDOW DOWN	RED/BLUE	Harness In Driver's Kick Panel
RIGHT REAR WINDOW UP	GREEN/BLACK	Harness In Driver's Kick Panel
RIGHT REAR WINDOW DOWN	GREEN/WHITE	Harness In Driver's Kick Panel

INTERFACE	PART NUMBER	NOTES
None required	NA	NA
Please verify all part numbers before ordering.		

ADDITIONAL NOTES



Remote starter and security installations should be attempted by experienced security installers only. Information contained is accurate to the best of our knowledge and experience. Information contained is without any representation of warranty. It is the installer's responsibility to test and confirm all circuits with a digital multi-meter. Proper installation remains the responsibility of the installer. CarAlarmPros assumes no liability or responsibility resulting from an improper installation, even in reliance with the information contained in this guide.

AUDIO WIRING			
WIRE	COLOR	LOCATION	NOTES
RADIO 12V	PINK	Radio Harness	
RADIO SWITCHED	RED/WHITE	Radio Harness	
RADIO GROUND	Not In Harness	Ground Strap	
ILLUMINATION (+)	ORANGE/WHITE	Radio Harness	
POWER ANTENNA (+)		Radio Harness	
AMP TURN ON (+)		Radio Harness	
LEFT FRONT SPEAKER(+)	DARK GREEN	Radio Harness or Speaker	
LEFT FRONT SPEAKER (-)	BROWN/RED	Radio Harness or Speaker	
RIGHT FRONT SPEAKER (+)	VIOLET	Radio Harness or Speaker	
RIGHT FRONT SPEAKER (-)	DARK BLUE/RED	Radio Harness or Speaker	
LEFT REAR SPEAKER (+)	BROWN/YELLOW	Radio Harness or Speaker	
LEFT REAR SPEAKER (-)	BROWN/LIGHT BLUE	Radio Harness or Speaker	
RIGHT REAR SPEAKER (+)	DARK BLUE/WHITE	Radio Harness or Speaker	
RIGHT REAR SPEAKER (-)	DARK BLUE/ORANGE	Radio Harness or Speaker	
FRONT SPEAKERS SIZE	REAR SPEAKERS SIZE	AMP LOCATION	NOTES
6.5", 3.5"	6x9"		
RADIO DASH KIT OPTIONS		RADIO WIRE HARNESS OPTIONS	ANTENNA ADAPTER OPTIONS
METRA 99-6501, SCOSCHE CJ1282B		METRA 70-1817, SCOSCHE CR01B	Not required
Please verify all part numbers before ordering.			

Remote starter and security installations should be attempted by experienced security installers only. Information contained is accurate to the best of our knowledge and experience. Information contained is without any representation of warranty. It is the installer's responsibility to test and confirm all circuits with a digital multi-meter. Proper installation remains the responsibility of the installer. CarAlarmPros assumes no liability or responsibility resulting from an improper installation, even in reliance with the information contained in this guide.

ALARM REMOTE START WIRING

WIRE	COLOR	LOCATION
12V CONSTANT WIRE	PINK/BLACK	Ignition Harness
STARTER WIRE	YELLOW	Ignition Harness
IGNITION WIRE	BLUE	Ignition Harness
ACCESSORY WIRE	BLACK/ORANGE	Ignition Harness
SECOND ACCESSORY WIRE	BLACK/WHITE	Ignition Harness
POWER DOOR LOCK AND UNLOCK	LT. GREEN	Harness Coming Into Vehicle From Driver's Door
Notes: A single wire is used to lock and unlock the doors. For models without OEM alarm: lock is a negative trigger through a 1000 ohm resistor and unlock is a negative trigger through a 250 ohm resistor. For models with OEM alarm: lock is a negative trigger		
PARKING LIGHTS (+)	BLACK/YELLOW	Harness At Steering Column
HEADLIGHTS (+)	PURPLE/WHITE	Harness At Steering Column
LEFT FRONT DOOR TRIGGER (-)	TAN	Harness In Driver's Kick Panel
PASSENGER DOORS TRIGGER (-)	BLUE/ORANGE	Harness In Pass. Kick Panel
TRUNK TRIGGER (-)	TAN/BLACK	At Light In Trunk
TRUNK RELEASE (5-wire)	LT. GREEN/BLACK	At Factory Keyless Module At Center Top Of Dash
Notes: Refer to TechDoc 3969		
FACTORY ALARM ARM	ARMS WITH LOCK	
FACTORY ALARM DISARM	DISARMS WITH UNLOCK	
TACHOMETER WIRE	BLACK/GRAY	IGNITION COIL
BRAKE WIRE (+)	WHITE/TAN	BRAKE SWITCH
HORN TRIGGER (-)	BLACK/RED	STEERING COLUMN
LEFT FRONT WINDOW UP	LT.BLUE	At Driver Window Motor Inside Door
LEFT FRONT WINDOW DOWN	WHITE	At Driver Window Motor Inside Door
RIGHT FRONT WINDOW UP	BROWN/WHITE	Harness In Driver's Kick From Driver Door
RIGHT FRONT WINDOW DOWN	PURPLE/WHITE	Harness In Driver's Kick From Driver Door

INTERFACE	PART NUMBER	NOTES
Immobilizer Bypass Module	DEI 555CW or DEI 556UW	Required when installing a remote start system
Door Lock Interface	DEI 456LW	Optional when interfacing with door locks
Please verify all part numbers before ordering.		

Remote starter and security installations should be attempted by experienced security installers only. Information contained is accurate to the best of our knowledge and experience. Information contained is without any representation of warranty. It is the installer's responsibility to test and confirm all circuits with a digital multi-meter. Proper installation remains the responsibility of the installer. CarAlarmPros assumes no liability or responsibility resulting from an improper installation, even in reliance with the information contained in this guide.

AUDIO WIRING			
WIRE	COLOR	LOCATION	NOTES
RADIO 12V	PINK	Radio Harness	
RADIO SWITCHED	RED/WHITE	Radio Harness	
RADIO GROUND	Not In Harness	Ground Strap	
ILLUMINATION (+)	ORANGE/WHITE	Radio Harness	
POWER ANTENNA (+)		Radio Harness	
AMP TURN ON (+)		Radio Harness	
LEFT FRONT SPEAKER(+)	DARK GREEN	Radio Harness or Speaker	
LEFT FRONT SPEAKER (-)	BROWN/RED	Radio Harness or Speaker	
RIGHT FRONT SPEAKER (+)	VIOLET	Radio Harness or Speaker	
RIGHT FRONT SPEAKER (-)	DARK BLUE/RED	Radio Harness or Speaker	
LEFT REAR SPEAKER (+)	BROWN/YELLOW	Radio Harness or Speaker	
LEFT REAR SPEAKER (-)	BROWN/LIGHT BLUE	Radio Harness or Speaker	
RIGHT REAR SPEAKER (+)	DARK BLUE/WHITE	Radio Harness or Speaker	
RIGHT REAR SPEAKER (-)	DARK BLUE/ORANGE	Radio Harness or Speaker	
FRONT SPEAKERS SIZE	REAR SPEAKERS SIZE	AMP LOCATION	NOTES
6.5", 3.5"	6x9"		
RADIO DASH KIT OPTIONS		RADIO WIRE HARNESS OPTIONS	ANTENNA ADAPTER OPTIONS
METRA 99-6505, SCOSCHE CR1277B		METRA 70-1817, SCOSCHE CR01B	Not required
Please verify all part numbers before ordering.			

Remote starter and security installations should be attempted by experienced security installers only. Information contained is accurate to the best of our knowledge and experience. Information contained is without any representation of warranty. It is the installer's responsibility to test and confirm all circuits with a digital multi-meter. Proper installation remains the responsibility of the installer. CarAlarmPros assumes no liability or responsibility resulting from an improper installation, even in reliance with the information contained in this guide.

ALARM REMOTE START WIRING

WIRE	COLOR	LOCATION
12V CONSTANT WIRE	PINK/BLACK	Ignition Harness
STARTER WIRE	YELLOW	Ignition Harness
IGNITION WIRE	BLUE	Ignition Harness
ACCESSORY WIRE	BLACK/ORANGE	Ignition Harness
SECOND ACCESSORY WIRE	BLACK/WHITE	Ignition Harness
POWER DOOR LOCK AND UNLOCK	LT. GREEN	Harness Coming Into Vehicle From Driver's Door
Notes: A single wire is used to lock and unlock the doors. For models without OEM alarm: lock is a negative trigger through a 1000 ohm resistor and unlock is a negative trigger through a 250 ohm resistor. For models with OEM alarm: lock is a negative trigger		
PARKING LIGHTS (+)	BLACK/YELLOW	Harness At Steering Column
HEADLIGHTS (+)	PURPLE/WHITE	Harness At Steering Column
LEFT FRONT DOOR TRIGGER (-)	TAN	Harness In Driver's Kick Panel
PASSENGER DOORS TRIGGER (-)	BLUE/ORANGE	Harness In Pass. Kick Panel
TRUNK TRIGGER (-)	TAN/BLACK	At Light In Trunk
TRUNK RELEASE (5-wire)	LT. GREEN/BLACK	At Factory Keyless Module At Center Top Of Dash
Notes: Refer to TechDoc 3969		
FACTORY ALARM ARM	ARMS WITH LOCK	
FACTORY ALARM DISARM	DISARMS WITH UNLOCK	
TACHOMETER WIRE	BLACK/GRAY	IGNITION COIL
BRAKE WIRE (+)	WHITE/TAN	BRAKE SWITCH
HORN TRIGGER (-)	BLACK/RED	STEERING COLUMN
LEFT FRONT WINDOW UP	LT.BLUE	At Driver Window Motor Inside Door
LEFT FRONT WINDOW DOWN	WHITE	At Driver Window Motor Inside Door
RIGHT FRONT WINDOW UP	BROWN/WHITE	Harness In Driver's Kick From Driver Door
RIGHT FRONT WINDOW DOWN	PURPLE/WHITE	Harness In Driver's Kick From Driver Door

INTERFACE	PART NUMBER	NOTES
Immobilizer Bypass Module	DEI 555CW or DEI 556UW	Required when installing a remote start system
Door Lock Interface	DEI 456LW	Optional when interfacing with door locks
Please verify all part numbers before ordering.		

Remote starter and security installations should be attempted by experienced security installers only. Information contained is accurate to the best of our knowledge and experience. Information contained is without any representation of warranty. It is the installer's responsibility to test and confirm all circuits with a digital multi-meter. Proper installation remains the responsibility of the installer. CarAlarmPros assumes no liability or responsibility resulting from an improper installation, even in reliance with the information contained in this guide.

AUDIO WIRING			
WIRE	COLOR	LOCATION	NOTES
RADIO 12V	PINK	Radio Harness	
RADIO SWITCHED	RED/WHITE	Radio Harness	
RADIO GROUND	Not In Harness	Ground Strap	
ILLUMINATION (+)	ORANGE/WHITE	Radio Harness	
POWER ANTENNA (+)		Radio Harness	
AMP TURN ON (+)		Radio Harness	
LEFT FRONT SPEAKER(+)	DARK GREEN	Radio Harness or Speaker	
LEFT FRONT SPEAKER (-)	BROWN/RED	Radio Harness or Speaker	
RIGHT FRONT SPEAKER (+)	VIOLET	Radio Harness or Speaker	
RIGHT FRONT SPEAKER (-)	DARK BLUE/RED	Radio Harness or Speaker	
LEFT REAR SPEAKER (+)	BROWN/YELLOW	Radio Harness or Speaker	
LEFT REAR SPEAKER (-)	BROWN/LIGHT BLUE	Radio Harness or Speaker	
RIGHT REAR SPEAKER (+)	DARK BLUE/WHITE	Radio Harness or Speaker	
RIGHT REAR SPEAKER (-)	DARK BLUE/ORANGE	Radio Harness or Speaker	
FRONT SPEAKERS SIZE	REAR SPEAKERS SIZE	AMP LOCATION	NOTES
6.5", 3.5"	6x9"		
RADIO DASH KIT OPTIONS		RADIO WIRE HARNESS OPTIONS	ANTENNA ADAPTER OPTIONS
METRA 99-6505, SCOSCHE CR1277B		METRA 70-1817, SCOSCHE CR01B	Not required
Please verify all part numbers before ordering.			

ALARM REMOTE START WIRING

WIRE	COLOR	LOCATION
12V CONSTANT WIRE	PINK/BLACK	Ignition Harness
STARTER WIRE	YELLOW	Ignition Harness
IGNITION WIRE	BLUE	Ignition Harness
ACCESSORY WIRE	BLACK/ORANGE	Ignition Harness
SECOND ACCESSORY WIRE	BLACK/WHITE	Ignition Harness
POWER DOOR LOCK AND UNLOCK	LT. GREEN	Harness Coming Into Vehicle From Driver's Door

Notes: A single wire is used to lock and unlock the doors. For models without OEM alarm: lock is a negative trigger through a 1000 ohm resistor and unlock is a negative trigger through a 250 ohm resistor. For models with OEM alarm: lock is a negative trigger

PARKING LIGHTS (+)	BLACK/YELLOW	Harness At Steering Column
HEADLIGHTS (+)	PURPLE/WHITE	Harness At Steering Column
LEFT FRONT DOOR TRIGGER (-)	TAN	Harness In Driver's Kick Panel
PASSENGER DOORS TRIGGER (-)	BLUE/ORANGE	Harness In Pass. Kick Panel
TRUNK TRIGGER (-)	TAN/BLACK	At Light In Trunk
TRUNK RELEASE (5-wire)	LT. GREEN/BLACK	At Factory Keyless Module At Center Top Of Dash

Notes: Refer to TechDoc 3969

FACTORY ALARM ARM	ARMS WITH LOCK	
FACTORY ALARM DISARM	DISARMS WITH UNLOCK	
TACHOMETER WIRE	BLACK/GRAY	IGNITION COIL
BRAKE WIRE (+)	WHITE/TAN	BRAKE SWITCH
HORN TRIGGER (-)	BLACK/RED	STEERING COLUMN
LEFT FRONT WINDOW UP	LT.BLUE	At Driver Window Motor Inside Door
LEFT FRONT WINDOW DOWN	WHITE	At Driver Window Motor Inside Door
RIGHT FRONT WINDOW UP	BROWN/WHITE	Harness In Driver's Kick From Driver Door
RIGHT FRONT WINDOW DOWN	PURPLE/WHITE	Harness In Driver's Kick From Driver Door

INTERFACE	PART NUMBER	NOTES
Immobilizer Bypass Module	DEI 555CW or DEI 556UW	Required when installing a remote start system
Door Lock Interface	DEI 456LW	Optional when interfacing with door locks

Please verify all part numbers before ordering.

AUDIO WIRING			
WIRE	COLOR	LOCATION	NOTES
RADIO 12V	PINK	Radio Harness	
RADIO SWITCHED	RED/WHITE	Radio Harness	
RADIO GROUND	Not In Harness	Ground Strap	
ILLUMINATION (+)	ORANGE/WHITE	Radio Harness	
POWER ANTENNA (+)		Radio Harness	
AMP TURN ON (+)		Radio Harness	
LEFT FRONT SPEAKER(+)	DARK GREEN	Radio Harness or Speaker	
LEFT FRONT SPEAKER (-)	BROWN/RED	Radio Harness or Speaker	
RIGHT FRONT SPEAKER (+)	VIOLET	Radio Harness or Speaker	
RIGHT FRONT SPEAKER (-)	DARK BLUE/RED	Radio Harness or Speaker	
LEFT REAR SPEAKER (+)	BROWN/YELLOW	Radio Harness or Speaker	
LEFT REAR SPEAKER (-)	BROWN/LIGHT BLUE	Radio Harness or Speaker	
RIGHT REAR SPEAKER (+)	DARK BLUE/WHITE	Radio Harness or Speaker	
RIGHT REAR SPEAKER (-)	DARK BLUE/ORANGE	Radio Harness or Speaker	
FRONT SPEAKERS SIZE	REAR SPEAKERS SIZE	AMP LOCATION	NOTES
6.5"	6x9"		
RADIO DASH KIT OPTIONS		RADIO WIRE HARNESS OPTIONS	ANTENNA ADAPTER OPTIONS
METRA 99-6505, SCOSCHE CR1277B		METRA 70-6502, SCOSCHE CR02B	METRA 40-CR10, SCOSCHE CRAB
Please verify all part numbers before ordering.			

Remote starter and security installations should be attempted by experienced security installers only. Information contained is accurate to the best of our knowledge and experience. Information contained is without any representation of warranty. It is the installer's responsibility to test and confirm all circuits with a digital multi-meter. Proper installation remains the responsibility of the installer. CarAlarmPros assumes no liability or responsibility resulting from an improper installation, even in reliance with the information contained in this guide.

ALARM REMOTE START WIRING

WIRE	COLOR	LOCATION
12V CONSTANT WIRE	PINK/BLACK	Ignition Harness
STARTER WIRE	YELLOW	Ignition Harness
IGNITION WIRE	BLUE	Ignition Harness
ACCESSORY WIRE	BLACK/ORANGE	Ignition Harness
SECOND ACCESSORY WIRE	BLACK/WHITE	Ignition Harness
POWER DOOR LOCK AND UNLOCK	LT. GREEN	Harness Coming Into Vehicle From Driver's Door

Notes: A single wire is used to lock and unlock the doors. For models without OEM alarm: lock is a negative trigger through a 1000 ohm resistor and unlock is a negative trigger through a 250 ohm resistor. For models with OEM alarm: lock is a negative trigger

PARKING LIGHTS (+)	BLACK/YELLOW	Harness At Steering Column
HEADLIGHTS (+)	PURPLE/WHITE	Harness At Steering Column
LEFT FRONT DOOR TRIGGER (-)	TAN	Harness In Driver's Kick Panel
PASSENGER DOORS TRIGGER (-)	BLUE/ORANGE	Harness In Pass. Kick Panel
TRUNK TRIGGER (-)	TAN/BLACK	At Light In Trunk
TRUNK RELEASE (5-wire)	LT. GREEN/BLACK	At Factory Keyless Module At Center Top Of Dash

Notes: Refer to TechDoc 3969

FACTORY ALARM ARM	ARMS WITH LOCK	
FACTORY ALARM DISARM	DISARMS WITH UNLOCK	
TACHOMETER WIRE	BLACK/GRAY	IGNITION COIL
BRAKE WIRE (+)	WHITE/TAN	BRAKE SWITCH
HORN TRIGGER (-)	BLACK/RED	STEERING COLUMN
LEFT FRONT WINDOW UP	LT.BLUE	At Driver Window Motor Inside Door
LEFT FRONT WINDOW DOWN	WHITE	At Driver Window Motor Inside Door
RIGHT FRONT WINDOW UP	BROWN/WHITE	Harness In Driver's Kick From Driver Door
RIGHT FRONT WINDOW DOWN	PURPLE/WHITE	Harness In Driver's Kick From Driver Door

INTERFACE	PART NUMBER	NOTES
Immobilizer Bypass Module	DEI 555CW or DEI 556UW	Required when installing a remote start system
Door Lock Interface	DEI 456LW	Optional when interfacing with door locks

Please verify all part numbers before ordering.

AUDIO WIRING			
WIRE	COLOR	LOCATION	NOTES
RADIO 12V	PINK/LT. BLUE	Radio Harness	
RADIO SWITCHED	RED/WHITE	Radio Harness	
RADIO GROUND	BLACK	Radio Harness	
ILLUMINATION (+)	ORANGE/WHITE	Radio Harness	
POWER ANTENNA (+)		Radio Harness	
AMP TURN ON (+)		Radio Harness	
LEFT FRONT SPEAKER(+)	DARK GREEN	Radio Harness or Speaker	
LEFT FRONT SPEAKER (-)	BROWN/RED	Radio Harness or Speaker	
RIGHT FRONT SPEAKER (+)	VIOLET	Radio Harness or Speaker	
RIGHT FRONT SPEAKER (-)	DARK BLUE/RED	Radio Harness or Speaker	
LEFT REAR SPEAKER (+)	BROWN/YELLOW	Radio Harness or Speaker	
LEFT REAR SPEAKER (-)	BROWN/LIGHT BLUE	Radio Harness or Speaker	
RIGHT REAR SPEAKER (+)	DARK BLUE/WHITE	Radio Harness or Speaker	
RIGHT REAR SPEAKER (-)	DARK BLUE/ORANGE	Radio Harness or Speaker	
FRONT SPEAKERS SIZE	REAR SPEAKERS SIZE	AMP LOCATION	NOTES
6.5"	6x9"		
RADIO DASH KIT OPTIONS		RADIO WIRE HARNESS OPTIONS	ANTENNA ADAPTER OPTIONS
METRA 99-6505, SCOSCHE CR1277B		METRA 70-6502, SCOSCHE CR02B	METRA 40-CR10, SCOSCHE CRAB
Please verify all part numbers before ordering.			

ALARM REMOTE START WIRING

WIRE	COLOR	LOCATION
12V CONSTANT WIRE	PINK/BLACK	Ignition Harness
STARTER WIRE	YELLOW	Ignition Harness
IGNITION WIRE	BLUE	Ignition Harness
ACCESSORY WIRE	BLACK/ORANGE	Ignition Harness
SECOND ACCESSORY WIRE	BLACK/WHITE	Ignition Harness
POWER DOOR LOCK AND UNLOCK	LT. GREEN	Harness Coming Into Vehicle From Driver's Door

Notes: A single wire is used to lock and unlock the doors. For models without OEM alarm: lock is a negative trigger through a 1000 ohm resistor and unlock is a negative trigger through a 250 ohm resistor. For models with OEM alarm: lock is a negative trigger

PARKING LIGHTS (+)	BLACK/YELLOW	Harness At Steering Column
HEADLIGHTS (+)	PURPLE/WHITE	Harness At Steering Column
LEFT FRONT DOOR TRIGGER (-)	TAN	Harness In Driver's Kick Panel
PASSENGER DOORS TRIGGER (-)	BLUE/ORANGE	Harness In Pass. Kick Panel
TRUNK TRIGGER (-)	TAN/BLACK	At Light In Trunk
TRUNK RELEASE (5-wire)	LT. GREEN/BLACK	At Factory Keyless Module At Center Top Of Dash

Notes: Refer to TechDoc 3969

FACTORY ALARM ARM	ARMS WITH LOCK	
FACTORY ALARM DISARM	DISARMS WITH UNLOCK	
TACHOMETER WIRE	BLACK/GRAY	IGNITION COIL
BRAKE WIRE (+)	WHITE/TAN	BRAKE SWITCH
HORN TRIGGER (-)	BLACK/RED	STEERING COLUMN
LEFT FRONT WINDOW UP	LT.BLUE	At Driver Window Motor Inside Door
LEFT FRONT WINDOW DOWN	WHITE	At Driver Window Motor Inside Door
RIGHT FRONT WINDOW UP	BROWN/WHITE	Harness In Driver's Kick From Driver Door
RIGHT FRONT WINDOW DOWN	PURPLE/WHITE	Harness In Driver's Kick From Driver Door

INTERFACE	PART NUMBER	NOTES
Immobilizer Bypass Module	DEI 555CW or DEI 556UW	Required when installing a remote start system
Door Lock Interface	DEI 456LW	Optional when interfacing with door locks

Please verify all part numbers before ordering.

AUDIO WIRING			
WIRE	COLOR	LOCATION	NOTES
RADIO 12V	PINK/LT. BLUE	Radio Harness	
RADIO SWITCHED	RED/WHITE	Radio Harness	
RADIO GROUND	BLACK	Ground Strap	
ILLUMINATION (+)	ORANGE/WHITE	Radio Harness	
POWER ANTENNA (+)		Radio Harness	
AMP TURN ON (+)		Radio Harness	
LEFT FRONT SPEAKER(+)	DARK GREEN	Radio Harness or Speaker	
LEFT FRONT SPEAKER (-)	BROWN/RED	Radio Harness or Speaker	
RIGHT FRONT SPEAKER (+)	VIOLET	Radio Harness or Speaker	
RIGHT FRONT SPEAKER (-)	DARK BLUE/RED	Radio Harness or Speaker	
LEFT REAR SPEAKER (+)	BROWN/YELLOW	Radio Harness or Speaker	
LEFT REAR SPEAKER (-)	BROWN/LIGHT BLUE	Radio Harness or Speaker	
RIGHT REAR SPEAKER (+)	DARK BLUE/WHITE	Radio Harness or Speaker	
RIGHT REAR SPEAKER (-)	DARK BLUE/ORANGE	Radio Harness or Speaker	
FRONT SPEAKERS SIZE	REAR SPEAKERS SIZE	AMP LOCATION	NOTES
6.5"	6x9"		
RADIO DASH KIT OPTIONS		RADIO WIRE HARNESS OPTIONS	ANTENNA ADAPTER OPTIONS
METRA 99-6505, SCOSCHE CR1277B		METRA 70-6502, SCOSCHE CR02B	METRA 40-CR10, SCOSCHE CRAB
Please verify all part numbers before ordering.			

Remote starter and security installations should be attempted by experienced security installers only. Information contained is accurate to the best of our knowledge and experience. Information contained is without any representation of warranty. It is the installer's responsibility to test and confirm all circuits with a digital multi-meter. Proper installation remains the responsibility of the installer. CarAlarmPros assumes no liability or responsibility resulting from an improper installation, even in reliance with the information contained in this guide.