

ALARM REMOTE START WIRING

WIRE	COLOR	LOCATION
12V CONSTANT WIRE	RED	Ignition Harness
STARTER WIRE	YELLOW	Ignition Harness
IGNITION WIRE	DK. BLUE	Ignition Harness
ACCESSORY WIRE	BLACK/ORANGE	Ignition Harness
TACHOMETER WIRE	GRAY	At Distributor
DIESEL TACHOMETER WIRE	GRAY/LT.BLACK	At Powertrain Control Module On Driver's Inner Fender
BRAKE WIRE (+)	WHITE/TAN	At Brake Pedal Switch
HORN TRIGGER (-)	BLACK/RED	Harness At Steering Column
DIESEL WAIT-TO-START (-)	GREEN/WHITE	At Powertrain Control Module On Driver's Inner Fender
PARKING LIGHTS (+)	BLACK/YELLOW	At Headlight Switch
DOOR TRIGGER (-)	YELLOW	At Headlight Switch
DOME LIGHT SUPERVISION	USE DOOR TRIGGER	
POWER DOOR LOCK	ORANGE/PURPLE	Harness In Driver's Kick Panel
Notes: Door locks are reverse polarity. Refer to TechDoc 3956		
POWER DOOR UNLOCK	PINK/PURPLE	Harness In Driver's Kick Panel
Notes: Door locks are reverse polarity. Refer to TechDoc 3956		
LEFT FRONT WINDOW UP	LT.BLUE	At Driver Window Motor Inside Door
LEFT FRONT WINDOW DOWN	WHITE	At Driver Window Motor Inside Door
RIGHT FRONT WINDOW UP	BROWN/WHITE	Harness In Driver's Kick From Driver Door
RIGHT FRONT WINDOW DOWN	PURPLE/WHITE	Harness In Driver's Kick From Driver Door
INTERFACE	PART NUMBER	NOTES
None required	NA	NA
Please verify all part numbers before ordering.		

Remote starter and security installations should be attempted by experienced security installers only. Information contained is accurate to the best of our knowledge and experience. Information contained is without any representation of warranty. It is the installer's responsibility to test and confirm all circuits with a digital multi-meter. Proper installation remains the responsibility of the installer. CarAlarmPros assumes no liability or responsibility resulting from an improper installation, even in reliance with the information contained in this guide.

AUDIO WIRING			
WIRE	COLOR	LOCATION	NOTES
RADIO CONSTANT	RED	Radio Harness	
RADIO GROUND	Chassis strap	Not in harness	
RADIO SWITCHED	RED/WHITE	Radio Harness	
LEFT FRONT SPEAKER (+)	DARK GREEN	Radio Harness Or Speaker	
LEFT FRONT SPEAKER (-)	BROWN/RED	Radio Harness Or Speaker	
RIGHT FRONT SPEAKER (+)	VIOLET	Radio Harness Or Speaker	
RIGHT FRONT SPEAKER (-)	DK.BLUE/RED	Radio Harness Or Speaker	
LEFT REAR SPEAKER (+)	BROWN/YELLOW	Radio Harness Or Speaker	
LEFT REAR SPEAKER (-)	BROWN/LT.BLUE	Radio Harness Or Speaker	
RIGHT REAR SPEAKER (+)	DK.BLUE/WHITE	Radio Harness Or Speaker	
RIGHT REAR SPEAKER (-)	DK.BLUE/ORANGE	Radio Harness Or Speaker	

FRONT SPEAKERS SIZE	REAR SPEAKERS SIZE	AMP LOCATION	NOTES
6x9"	5.25"		

RADIO DASH KIT OPTIONS	RADIO WIRE HARNESS OPTIONS	ANTENNA ADAPTER OPTIONS
METRA 99-6501, SCOSCHE CJ1282B	METRA 70-1817, SCOSCHE CR01B	Not required

Please verify all part numbers before ordering.

Remote starter and security installations should be attempted by experienced security installers only. Information contained is accurate to the best of our knowledge and experience. Information contained is without any representation of warranty. It is the installer's responsibility to test and confirm all circuits with a digital multi-meter. Proper installation remains the responsibility of the installer. CarAlarmPros assumes no liability or responsibility resulting from an improper installation, even in reliance with the information contained in this guide.

ALARM REMOTE START WIRING

WIRE	COLOR	LOCATION
12V CONSTANT WIRE	RED	Ignition Harness
STARTER WIRE	YELLOW	Ignition Harness
IGNITION WIRE	DK. BLUE	Ignition Harness
ACCESSORY WIRE	BLACK/ORANGE	Ignition Harness
TACHOMETER WIRE	GRAY	At Distributor
DIESEL TACHOMETER WIRE	GRAY/LT.BLACK	At Powertrain Control Module On Driver's Inner Fender
BRAKE WIRE (+)	WHITE/TAN	At Brake Pedal Switch
HORN TRIGGER (-)	BLACK/RED	Harness At Steering Column
DIESEL WAIT-TO-START (-)	GREEN/WHITE	At Powertrain Control Module On Driver's Inner Fender
PARKING LIGHTS (+)	BLACK/YELLOW	At Headlight Switch
DOOR TRIGGER (-)	YELLOW	At Headlight Switch
DOME LIGHT SUPERVISION	USE DOOR TRIGGER	
POWER DOOR LOCK	ORANGE/PURPLE	Harness In Driver's Kick Panel
Notes: Door locks are reverse polarity. Refer to TechDoc 3956		
POWER DOOR UNLOCK	PINK/PURPLE	Harness In Driver's Kick Panel
Notes: Door locks are reverse polarity. Refer to TechDoc 3956		
LEFT FRONT WINDOW UP	LT.BLUE	At Driver Window Motor Inside Door
LEFT FRONT WINDOW DOWN	WHITE	At Driver Window Motor Inside Door
RIGHT FRONT WINDOW UP	BROWN/WHITE	Harness In Driver's Kick From Driver Door
RIGHT FRONT WINDOW DOWN	PURPLE/WHITE	Harness In Driver's Kick From Driver Door
INTERFACE	PART NUMBER	NOTES
None required	NA	NA
Please verify all part numbers before ordering.		

Remote starter and security installations should be attempted by experienced security installers only. Information contained is accurate to the best of our knowledge and experience. Information contained is without any representation of warranty. It is the installer's responsibility to test and confirm all circuits with a digital multi-meter. Proper installation remains the responsibility of the installer. CarAlarmPros assumes no liability or responsibility resulting from an improper installation, even in reliance with the information contained in this guide.

AUDIO WIRING			
WIRE	COLOR	LOCATION	NOTES
RADIO CONSTANT	RED	Radio Harness	
RADIO GROUND	Chassis strap	Not in harness	
RADIO SWITCHED	RED/WHITE	Radio Harness	
LEFT FRONT SPEAKER (+)	DARK GREEN	Radio Harness Or Speaker	
LEFT FRONT SPEAKER (-)	BROWN/RED	Radio Harness Or Speaker	
RIGHT FRONT SPEAKER (+)	VIOLET	Radio Harness Or Speaker	
RIGHT FRONT SPEAKER (-)	DK.BLUE/RED	Radio Harness Or Speaker	
LEFT REAR SPEAKER (+)	BROWN/YELLOW	Radio Harness Or Speaker	
LEFT REAR SPEAKER (-)	BROWN/LT.BLUE	Radio Harness Or Speaker	
RIGHT REAR SPEAKER (+)	DK.BLUE/WHITE	Radio Harness Or Speaker	
RIGHT REAR SPEAKER (-)	DK.BLUE/ORANGE	Radio Harness Or Speaker	
FRONT SPEAKERS SIZE	REAR SPEAKERS SIZE	AMP LOCATION	NOTES
6x9"	5.25"		
RADIO DASH KIT OPTIONS		RADIO WIRE HARNESS OPTIONS	ANTENNA ADAPTER OPTIONS
METRA 99-6501, SCOSCHE CJ1282B		METRA 70-1817, SCOSCHE CR01B	Not required
Please verify all part numbers before ordering.			

Remote starter and security installations should be attempted by experienced security installers only. Information contained is accurate to the best of our knowledge and experience. Information contained is without any representation of warranty. It is the installer's responsibility to test and confirm all circuits with a digital multi-meter. Proper installation remains the responsibility of the installer. CarAlarmPros assumes no liability or responsibility resulting from an improper installation, even in reliance with the information contained in this guide.

ALARM REMOTE START WIRING

WIRE	COLOR	LOCATION
12V CONSTANT WIRE	RED or PINK/BLACK	Ignition harness
STARTER WIRE	YELLOW or BLUE/YELLOW	Ignition harness
12V IGNITION WIRE	DARK BLUE	Ignition harness
12V ACCESSORY WIRE	BLACK/ORANGE	Ignition harness
TACHOMETER WIRE	GRAY/BLACK, BLACK/GRAY	At Ignition Coil
DIESEL WAIT-TO-START (-)	ORANGE/BLACK	At Powertrain Control Module On Passenger's Inner Fender
BRAKE WIRE (+)	WHITE/BROWN	At Brake pedal switch
HORN TRIGGER (-)	BLACK/RED	Harness At Steering column
PARKING LIGHTS (+)	BLACK/YELLOW	Harness In Driver's Kick Panel
DOOR TRIGGER (-)	YELLOW	Harness In Driver's Kick Panel
POWER DOOR LOCK	ORANGE/PURPLE	Harness In Driver's Kick Panel
Notes: Door locks are reverse polarity. Refer to TechDoc 3956		
POWER DOOR UNLOCK	PINK/PURPLE	Harness In Driver's Kick Panel
Notes: Door locks are reverse polarity. Refer to TechDoc 3956		
LEFT FRONT WINDOW UP	LT.BLUE	At Driver Window Motor Inside Door
LEFT FRONT WINDOW DOWN	WHITE	At Driver Window Motor Inside Door
RIGHT FRONT WINDOW UP	BROWN/WHITE	Harness In Driver's Kick From Driver Door
RIGHT FRONT WINDOW DOWN	PURPLE/WHITE	Harness In Driver's Kick From Driver Door

INTERFACE	PART NUMBER	NOTES
None required	NA	NA
Please verify all part numbers before ordering.		

Remote starter and security installations should be attempted by experienced security installers only. Information contained is accurate to the best of our knowledge and experience. Information contained is without any representation of warranty. It is the installer's responsibility to test and confirm all circuits with a digital multi-meter. Proper installation remains the responsibility of the installer. CarAlarmPros assumes no liability or responsibility resulting from an improper installation, even in reliance with the information contained in this guide.

AUDIO WIRING			
WIRE	COLOR	LOCATION	NOTES
RADIO CONSTANT	RED	Radio Harness	
RADIO GROUND	Chassis strap	Not in harness	
RADIO SWITCHED	RED/WHITE	Radio Harness	
LEFT FRONT SPEAKER (+)	DARK GREEN	Radio Harness Or Speaker	
LEFT FRONT SPEAKER (-)	BROWN/RED	Radio Harness Or Speaker	
RIGHT FRONT SPEAKER (+)	VIOLET	Radio Harness Or Speaker	
RIGHT FRONT SPEAKER (-)	DK.BLUE/RED	Radio Harness Or Speaker	
LEFT REAR SPEAKER (+)	BROWN/YELLOW	Radio Harness Or Speaker	
LEFT REAR SPEAKER (-)	BROWN/LT.BLUE	Radio Harness Or Speaker	
RIGHT REAR SPEAKER (+)	DK.BLUE/WHITE	Radio Harness Or Speaker	
RIGHT REAR SPEAKER (-)	DK.BLUE/ORANGE	Radio Harness Or Speaker	

FRONT SPEAKERS SIZE	REAR SPEAKERS SIZE	AMP LOCATION	NOTES
6x9"	5.25"		

RADIO DASH KIT OPTIONS	RADIO WIRE HARNESS OPTIONS	ANTENNA ADAPTER OPTIONS
METRA 99-6501, SCOSCHE CJ1282B	METRA 70-1817, SCOSCHE CR01B	Not required

Please verify all part numbers before ordering.

Remote starter and security installations should be attempted by experienced security installers only. Information contained is accurate to the best of our knowledge and experience. Information contained is without any representation of warranty. It is the installer's responsibility to test and confirm all circuits with a digital multi-meter. Proper installation remains the responsibility of the installer. CarAlarmPros assumes no liability or responsibility resulting from an improper installation, even in reliance with the information contained in this guide.

ALARM REMOTE START WIRING

WIRE	COLOR	LOCATION
12V CONSTANT WIRE	RED or PINK/BLACK	Ignition harness
STARTER WIRE	YELLOW or BLUE/YELLOW	Ignition harness
12V IGNITION WIRE	DARK BLUE	Ignition harness
12V ACCESSORY WIRE	BLACK/ORANGE	Ignition harness
TACHOMETER WIRE	GRAY/BLACK, BLACK/GRAY	At Ignition Coil
DIESEL WAIT-TO-START (-)	ORANGE/BLACK	At Powertrain Control Module On Passenger's Inner Fender
BRAKE WIRE (+)	WHITE/BROWN	At Brake pedal switch
HORN TRIGGER (-)	BLACK/RED	Harness At Steering column
PARKING LIGHTS (+)	BLACK/YELLOW	Harness In Driver's Kick Panel
DOOR TRIGGER (-)	YELLOW	Harness In Driver's Kick Panel
POWER DOOR LOCK	ORANGE/PURPLE	Harness In Driver's Kick Panel
Notes: Door locks are reverse polarity. Refer to TechDoc 3956		
POWER DOOR UNLOCK	PINK/PURPLE	Harness In Driver's Kick Panel
Notes: Door locks are reverse polarity. Refer to TechDoc 3956		
LEFT FRONT WINDOW UP	LT.BLUE	At Driver Window Motor Inside Door
LEFT FRONT WINDOW DOWN	WHITE	At Driver Window Motor Inside Door
RIGHT FRONT WINDOW UP	BROWN/WHITE	Harness In Driver's Kick From Driver Door
RIGHT FRONT WINDOW DOWN	PURPLE/WHITE	Harness In Driver's Kick From Driver Door

INTERFACE	PART NUMBER	NOTES
None required	NA	NA
Please verify all part numbers before ordering.		

Remote starter and security installations should be attempted by experienced security installers only. Information contained is accurate to the best of our knowledge and experience. Information contained is without any representation of warranty. It is the installer's responsibility to test and confirm all circuits with a digital multi-meter. Proper installation remains the responsibility of the installer. CarAlarmPros assumes no liability or responsibility resulting from an improper installation, even in reliance with the information contained in this guide.

AUDIO WIRING			
WIRE	COLOR	LOCATION	NOTES
RADIO CONSTANT	RED	Radio Harness	
RADIO GROUND	Chassis strap	Not in harness	
RADIO SWITCHED	RED/WHITE	Radio Harness	
LEFT FRONT SPEAKER (+)	DARK GREEN	Radio Harness Or Speaker	
LEFT FRONT SPEAKER (-)	BROWN/RED	Radio Harness Or Speaker	
RIGHT FRONT SPEAKER (+)	VIOLET	Radio Harness Or Speaker	
RIGHT FRONT SPEAKER (-)	DK.BLUE/RED	Radio Harness Or Speaker	
LEFT REAR SPEAKER (+)	BROWN/YELLOW	Radio Harness Or Speaker	
LEFT REAR SPEAKER (-)	BROWN/LT.BLUE	Radio Harness Or Speaker	
RIGHT REAR SPEAKER (+)	DK.BLUE/WHITE	Radio Harness Or Speaker	
RIGHT REAR SPEAKER (-)	DK.BLUE/ORANGE	Radio Harness Or Speaker	
FRONT SPEAKERS SIZE	REAR SPEAKERS SIZE	AMP LOCATION	NOTES
6x9"	5.25"		
RADIO DASH KIT OPTIONS		RADIO WIRE HARNESS OPTIONS	ANTENNA ADAPTER OPTIONS
METRA 99-6501, SCOSCHE CJ1282B		METRA 70-1817, SCOSCHE CR01B	Not required
Please verify all part numbers before ordering.			

Remote starter and security installations should be attempted by experienced security installers only. Information contained is accurate to the best of our knowledge and experience. Information contained is without any representation of warranty. It is the installer's responsibility to test and confirm all circuits with a digital multi-meter. Proper installation remains the responsibility of the installer. CarAlarmPros assumes no liability or responsibility resulting from an improper installation, even in reliance with the information contained in this guide.

ALARM REMOTE START WIRING

WIRE	COLOR	LOCATION
12V CONSTANT WIRE	RED or PINK/BLACK	Ignition harness
STARTER WIRE	YELLOW or BLUE/YELLOW	Ignition harness
12V IGNITION WIRE	DARK BLUE	Ignition harness
12V ACCESSORY WIRE	BLACK/ORANGE	Ignition harness
TACHOMETER WIRE	GRAY/BLACK, BLACK/GRAY	At Ignition Coil
DIESEL WAIT-TO-START (-)	ORANGE/BLACK	At Powertrain Control Module On Passenger's Inner Fender
BRAKE WIRE (+)	WHITE/BROWN	At Brake pedal switch
HORN TRIGGER (-)	BLACK/RED	Harness At Steering column
PARKING LIGHTS (+)	BLACK/YELLOW	Harness In Driver's Kick Panel
DOOR TRIGGER (-)	YELLOW	Harness In Driver's Kick Panel
POWER DOOR LOCK	ORANGE/PURPLE	Harness In Driver's Kick Panel
Notes: Door locks are reverse polarity. Refer to TechDoc 3956		
POWER DOOR UNLOCK	PINK/PURPLE	Harness In Driver's Kick Panel
Notes: Door locks are reverse polarity. Refer to TechDoc 3956		
LEFT FRONT WINDOW UP	LT.BLUE	At Driver Window Motor Inside Door
LEFT FRONT WINDOW DOWN	WHITE	At Driver Window Motor Inside Door
RIGHT FRONT WINDOW UP	BROWN/WHITE	Harness In Driver's Kick From Driver Door
RIGHT FRONT WINDOW DOWN	PURPLE/WHITE	Harness In Driver's Kick From Driver Door

INTERFACE	PART NUMBER	NOTES
None required	NA	NA
Please verify all part numbers before ordering.		

AUDIO WIRING			
WIRE	COLOR	LOCATION	NOTES
RADIO CONSTANT	RED	Radio Harness	
RADIO GROUND	Chassis strap	Not in harness	
RADIO SWITCHED	RED/WHITE	Radio Harness	
LEFT FRONT SPEAKER (+)	DARK GREEN	Radio Harness Or Speaker	
LEFT FRONT SPEAKER (-)	BROWN/RED	Radio Harness Or Speaker	
RIGHT FRONT SPEAKER (+)	VIOLET	Radio Harness Or Speaker	
RIGHT FRONT SPEAKER (-)	DK.BLUE/RED	Radio Harness Or Speaker	
LEFT REAR SPEAKER (+)	BROWN/YELLOW	Radio Harness Or Speaker	
LEFT REAR SPEAKER (-)	BROWN/LT.BLUE	Radio Harness Or Speaker	
RIGHT REAR SPEAKER (+)	DK.BLUE/WHITE	Radio Harness Or Speaker	
RIGHT REAR SPEAKER (-)	DK.BLUE/ORANGE	Radio Harness Or Speaker	

FRONT SPEAKERS SIZE	REAR SPEAKERS SIZE	AMP LOCATION	NOTES
6x9"	5.25"		

RADIO DASH KIT OPTIONS	RADIO WIRE HARNESS OPTIONS	ANTENNA ADAPTER OPTIONS
METRA 99-6501, SCOSCHE CJ1282B	METRA 70-1817, SCOSCHE CR01B	Not required

Please verify all part numbers before ordering.

Remote starter and security installations should be attempted by experienced security installers only. Information contained is accurate to the best of our knowledge and experience. Information contained is without any representation of warranty. It is the installer's responsibility to test and confirm all circuits with a digital multi-meter. Proper installation remains the responsibility of the installer. CarAlarmPros assumes no liability or responsibility resulting from an improper installation, even in reliance with the information contained in this guide.

ALARM REMOTE START WIRING

WIRE	COLOR	LOCATION
12V CONSTANT	RED or PINK/BLACK	Ignition harness
STARTER WIRE 1	YELLOW or BLUE/YELLOW	Ignition harness
IGNITION WIRE 1	DARK BLUE	Ignition harness
ACCESSORY WIRE 1	BLACK/ORANGE	Ignition harness
ACCESSORY WIRE 2	BLACK/WHITE	Ignition harness
TACHOMETER	GRAY/BLACK, BLACK.GRAY	Ignition coil
DIESEL TACHOMETER WIRE	GRAY/BLACK (diesels)	Main Harness Across Firewall In Engine Bay
DIESEL WAIT-TO-START (-)	ORANGE/BLACK	Behind Instrument Cluster
BRAKE WIRE (+)	WHITE/BROWN	At Brake pedal switch
HORN TRIGGER (-)	BLACK/RED	Harness At Steering column
PARKING LIGHTS (+)	BLACK/YELLOW	Harness In Driver's Kick Panel
DOOR TRIGGER (-)	YELLOW	Harness In Driver's Kick Panel
POWER LOCK	ORANGE/PURPLE	Harness In Driver's Kick Panel
Notes: Models with OEM keyless: positive trigger. Models without OEM keyless: 5-wire reverse polarity		
POWER UNLOCK	PINK/PURPLE	Harness In Driver's Kick Panel
Notes: Models with OEM keyless: positive trigger. Models without OEM keyless: 5-wire reverse polarity		
LEFT FRONT WINDOW UP	LT.BLUE	At Driver Window Motor Inside Door
LEFT FRONT WINDOW DOWN	WHITE	At Driver Window Motor Inside Door
RIGHT FRONT WINDOW UP	BROWN/WHITE	Harness In Driver's Kick From Driver Door
RIGHT FRONT WINDOW DOWN	PURPLE/WHITE	Harness In Driver's Kick From Driver Door
INTERFACE	PART NUMBER	NOTES
None required	NA	NA
Please verify all part numbers before ordering.		

Remote starter and security installations should be attempted by experienced security installers only. Information contained is accurate to the best of our knowledge and experience. Information contained is without any representation of warranty. It is the installer's responsibility to test and confirm all circuits with a digital multi-meter. Proper installation remains the responsibility of the installer. CarAlarmPros assumes no liability or responsibility resulting from an improper installation, even in reliance with the information contained in this guide.

AUDIO WIRING			
WIRE	COLOR	LOCATION	NOTES
RADIO CONSTANT	RED	Radio Harness	
RADIO GROUND	Chassis strap	Not in harness	
RADIO SWITCHED	RED/WHITE	Radio Harness	
LEFT FRONT SPEAKER (+)	DARK GREEN	Radio Harness Or Speaker	
LEFT FRONT SPEAKER (-)	BROWN/RED	Radio Harness Or Speaker	
RIGHT FRONT SPEAKER (+)	VIOLET	Radio Harness Or Speaker	
RIGHT FRONT SPEAKER (-)	DK.BLUE/RED	Radio Harness Or Speaker	
LEFT REAR SPEAKER (+)	BROWN/YELLOW	Radio Harness Or Speaker	
LEFT REAR SPEAKER (-)	BROWN/LT.BLUE	Radio Harness Or Speaker	
RIGHT REAR SPEAKER (+)	DK.BLUE/WHITE	Radio Harness Or Speaker	
RIGHT REAR SPEAKER (-)	DK.BLUE/ORANGE	Radio Harness Or Speaker	

FRONT SPEAKERS SIZE	REAR SPEAKERS SIZE	AMP LOCATION	NOTES
6x9"	5.25"		

RADIO DASH KIT OPTIONS	RADIO WIRE HARNESS OPTIONS	ANTENNA ADAPTER OPTIONS
METRA 99-6501, SCOSCHE CJ1282B	METRA 70-1817, SCOSCHE CR01B	Not required

Please verify all part numbers before ordering.


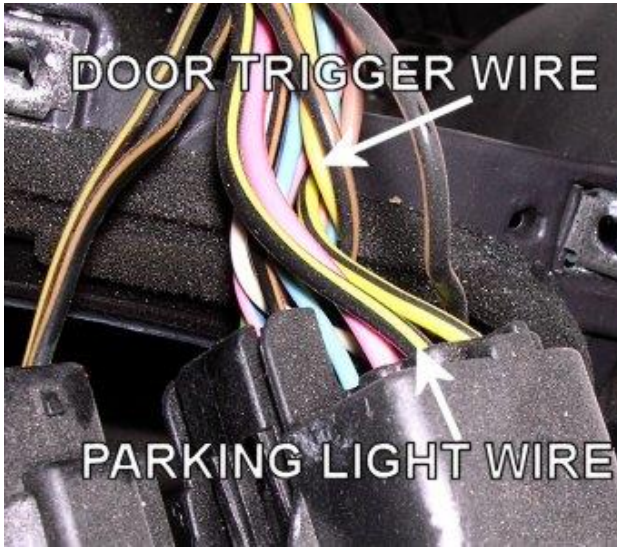
ALARM REMOTE START WIRING

WIRE	COLOR	LOCATION
12V CONSTANT WIRE	RED and PINK/BLACK	Ignition Harness
STARTER WIRE 1	YELLOW	Ignition harness
IGNITION WIRE 1	DARK BLUE	Ignition harness
IGNITION WIRE 2	BLACK/WHITE	Ignition harness
ACCESSORY WIRE 1	BLACK/ORANGE	Ignition harness
FACTORY ALARM ARM	Arms with lock	
FACTORY ALARM DISARM (-)	LT.GREEN/ORANGE	Harness Coming Into Vehicle From Driver's Door
TACHOMETER WIRE	BLACK/GRAY	Ignition Coil
DIESEL TACHOMETER WIRE	GRAY/BLACK	Harness At Top Center Of Firewall
DIESEL WAIT-TO-START (-)	ORANGE/BLACK	Behind Instrument Cluster
BRAKE WIRE (+)	WHITE/TAN	At Brake Pedal Switch
HORN TRIGGER (-)	BLACK/RED	At Steering Column
PARKING LIGHTS (+)	BLACK/YELLOW	Behind Headlight Switch
DOOR TRIGGER (-)	YELLOW	Behind Headlight Switch
POWER DOOR LOCK	ORANGE/PURPLE	In White Connector In Driver's Kick Panel Coming From Driver's Door
Notes: Door locks are reverse polarity. Refer to TechDoc 3956		
POWER DOOR UNLOCK	PINK/PURPLE	In White Connector In Driver's Kick Panel Coming From Driver's Door
Notes: Door locks are reverse polarity. Refer to TechDoc 3956		
LEFT FRONT WINDOW UP	LT.BLUE	At Driver Window Motor Inside Door
LEFT FRONT WINDOW DOWN	WHITE	At Driver Window Motor Inside Door
RIGHT FRONT WINDOW UP	BROWN/WHITE	Harness In Driver's Kick From Driver Door
RIGHT FRONT WINDOW DOWN	PURPLE/WHITE	Harness In Driver's Kick From Driver Door

INTERFACE	PART NUMBER	NOTES
None required	NA	NA
Please verify all part numbers before ordering.		

Remote starter and security installations should be attempted by experienced security installers only. Information contained is accurate to the best of our knowledge and experience. Information contained is without any representation of warranty. It is the installer's responsibility to test and confirm all circuits with a digital multi-meter. Proper installation remains the responsibility of the installer. CarAlarmPros assumes no liability or responsibility resulting from an improper installation, even in reliance with the information contained in this guide.

ADDITIONAL NOTES



AUDIO WIRING			
WIRE	COLOR	LOCATION	NOTES
RADIO CONSTANT	RED	Radio Harness	
RADIO GROUND	Chassis strap	Not in harness	
RADIO SWITCHED	RED/WHITE	Radio Harness	
LEFT FRONT SPEAKER (+)	DARK GREEN	Radio Harness Or Speaker	
LEFT FRONT SPEAKER (-)	BROWN/RED	Radio Harness Or Speaker	
RIGHT FRONT SPEAKER (+)	VIOLET	Radio Harness Or Speaker	
RIGHT FRONT SPEAKER (-)	DK.BLUE/RED	Radio Harness Or Speaker	
LEFT REAR SPEAKER (+)	BROWN/YELLOW	Radio Harness Or Speaker	
LEFT REAR SPEAKER (-)	BROWN/LT.BLUE	Radio Harness Or Speaker	
RIGHT REAR SPEAKER (+)	DK.BLUE/WHITE	Radio Harness Or Speaker	
RIGHT REAR SPEAKER (-)	DK.BLUE/ORANGE	Radio Harness Or Speaker	

FRONT SPEAKERS SIZE	REAR SPEAKERS SIZE	AMP LOCATION	NOTES
6x9"	5.25"		

RADIO DASH KIT OPTIONS	RADIO WIRE HARNESS OPTIONS	ANTENNA ADAPTER OPTIONS
METRA 99-6501, SCOSCHE CJ1282B	METRA 70-1817, SCOSCHE CR01B	Not required

Please verify all part numbers before ordering.


Remote starter and security installations should be attempted by experienced security installers only. Information contained is accurate to the best of our knowledge and experience. Information contained is without any representation of warranty. It is the installer's responsibility to test and confirm all circuits with a digital multi-meter. Proper installation remains the responsibility of the installer. CarAlarmPros assumes no liability or responsibility resulting from an improper installation, even in reliance with the information contained in this guide.

ALARM REMOTE START WIRING

WIRE	COLOR	LOCATION
12V CONSTANT WIRE	RED and PINK/BLACK	Ignition Harness
STARTER WIRE 1	YELLOW	Ignition harness
IGNITION WIRE 1	DARK BLUE	Ignition harness
IGNITION WIRE 2	BLACK/WHITE	Ignition harness
ACCESSORY WIRE 1	BLACK/ORANGE	Ignition harness
FACTORY ALARM ARM	Arms with lock	
FACTORY ALARM DISARM (-)	LT.GREEN/ORANGE	Harness Coming Into Vehicle From Driver's Door
TACHOMETER WIRE	BLACK/GRAY	Ignition Coil
DIESEL TACHOMETER WIRE	GRAY/BLACK	Harness At Top Center Of Firewall
DIESEL WAIT-TO-START (-)	ORANGE/BLACK	Behind Instrument Cluster
BRAKE WIRE (+)	WHITE/TAN	At Brake Pedal Switch
HORN TRIGGER (-)	BLACK/RED	At Steering Column
PARKING LIGHTS (+)	BLACK/YELLOW	Behind Headlight Switch
DOOR TRIGGER (-)	YELLOW	Behind Headlight Switch
POWER DOOR LOCK	ORANGE/PURPLE	In White Connector In Driver's Kick Panel Coming From Driver's Door
Notes: Door locks are reverse polarity. Refer to TechDoc 3956		
POWER DOOR UNLOCK	PINK/PURPLE	In White Connector In Driver's Kick Panel Coming From Driver's Door
Notes: Door locks are reverse polarity. Refer to TechDoc 3956		
LEFT FRONT WINDOW UP	LT.BLUE	At Driver Window Motor Inside Door
LEFT FRONT WINDOW DOWN	WHITE	At Driver Window Motor Inside Door
RIGHT FRONT WINDOW UP	BROWN/WHITE	Harness In Driver's Kick From Driver Door
RIGHT FRONT WINDOW DOWN	PURPLE/WHITE	Harness In Driver's Kick From Driver Door
INTERFACE	PART NUMBER	NOTES
None required	NA	NA
Please verify all part numbers before ordering.		

Remote starter and security installations should be attempted by experienced security installers only. Information contained is accurate to the best of our knowledge and experience. Information contained is without any representation of warranty. It is the installer's responsibility to test and confirm all circuits with a digital multi-meter. Proper installation remains the responsibility of the installer. CarAlarmPros assumes no liability or responsibility resulting from an improper installation, even in reliance with the information contained in this guide.

ADDITIONAL NOTES



AUDIO WIRING			
WIRE	COLOR	LOCATION	NOTES
RADIO CONSTANT	RED	Radio Harness	
RADIO GROUND	Chassis strap	Not in harness	
RADIO SWITCHED	RED/WHITE	Radio Harness	
LEFT FRONT SPEAKER (+)	DARK GREEN	Radio Harness Or Speaker	
LEFT FRONT SPEAKER (-)	BROWN/RED	Radio Harness Or Speaker	
RIGHT FRONT SPEAKER (+)	VIOLET	Radio Harness Or Speaker	
RIGHT FRONT SPEAKER (-)	DK.BLUE/RED	Radio Harness Or Speaker	
LEFT REAR SPEAKER (+)	BROWN/YELLOW	Radio Harness Or Speaker	
LEFT REAR SPEAKER (-)	BROWN/LT.BLUE	Radio Harness Or Speaker	
RIGHT REAR SPEAKER (+)	DK.BLUE/WHITE	Radio Harness Or Speaker	
RIGHT REAR SPEAKER (-)	DK.BLUE/ORANGE	Radio Harness Or Speaker	

FRONT SPEAKERS SIZE	REAR SPEAKERS SIZE	AMP LOCATION	NOTES
6x9"	5.25"		

RADIO DASH KIT OPTIONS	RADIO WIRE HARNESS OPTIONS	ANTENNA ADAPTER OPTIONS
METRA 99-6501, SCOSCHE CJ1282B	METRA 70-1817, SCOSCHE CR01B	Not required

Please verify all part numbers before ordering.

Remote starter and security installations should be attempted by experienced security installers only. Information contained is accurate to the best of our knowledge and experience. Information contained is without any representation of warranty. It is the installer's responsibility to test and confirm all circuits with a digital multi-meter. Proper installation remains the responsibility of the installer. CarAlarmPros assumes no liability or responsibility resulting from an improper installation, even in reliance with the information contained in this guide.

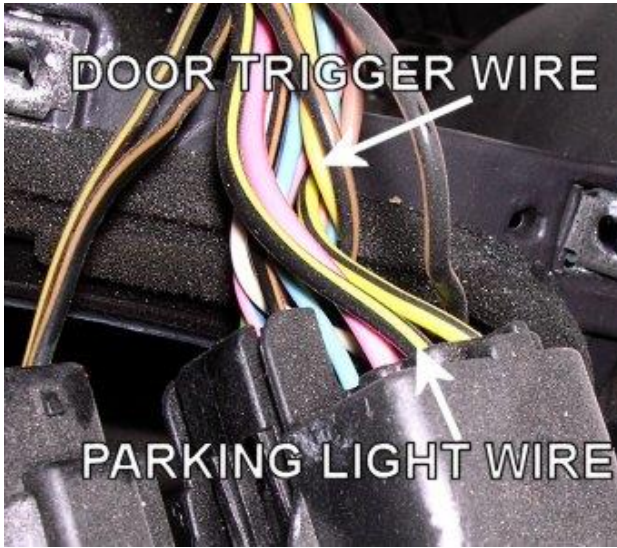
ALARM REMOTE START WIRING

WIRE	COLOR	LOCATION
12V CONSTANT WIRE	RED and PINK/BLACK	Ignition Harness
STARTER WIRE 1	YELLOW	Ignition harness
IGNITION WIRE 1	DARK BLUE	Ignition harness
IGNITION WIRE 2	BLACK/WHITE	Ignition harness
ACCESSORY WIRE 1	BLACK/ORANGE	Ignition harness
FACTORY ALARM ARM	Arms with lock	
FACTORY ALARM DISARM (-)	LT.GREEN/ORANGE	Harness Coming Into Vehicle From Driver's Door
TACHOMETER WIRE	BLACK/GRAY	Ignition Coil
DIESEL TACHOMETER WIRE	GRAY/BLACK	Harness At Top Center Of Firewall
DIESEL WAIT-TO-START (-)	ORANGE/BLACK	Behind Instrument Cluster
BRAKE WIRE (+)	WHITE/TAN	At Brake Pedal Switch
HORN TRIGGER (-)	BLACK/RED	At Steering Column
PARKING LIGHTS (+)	BLACK/YELLOW	Behind Headlight Switch
DOOR TRIGGER (-)	YELLOW	Behind Headlight Switch
POWER DOOR LOCK	ORANGE/PURPLE	In White Connector In Driver's Kick Panel Coming From Driver's Door
Notes: Door locks are reverse polarity. Refer to TechDoc 3956		
POWER DOOR UNLOCK	PINK/PURPLE	In White Connector In Driver's Kick Panel Coming From Driver's Door
Notes: Door locks are reverse polarity. Refer to TechDoc 3956		
LEFT FRONT WINDOW UP	LT.BLUE	At Driver Window Motor Inside Door
LEFT FRONT WINDOW DOWN	WHITE	At Driver Window Motor Inside Door
RIGHT FRONT WINDOW UP	BROWN/WHITE	Harness In Driver's Kick From Driver Door
RIGHT FRONT WINDOW DOWN	PURPLE/WHITE	Harness In Driver's Kick From Driver Door

INTERFACE	PART NUMBER	NOTES
None required	NA	NA
Please verify all part numbers before ordering.		

Remote starter and security installations should be attempted by experienced security installers only. Information contained is accurate to the best of our knowledge and experience. Information contained is without any representation of warranty. It is the installer's responsibility to test and confirm all circuits with a digital multi-meter. Proper installation remains the responsibility of the installer. CarAlarmPros assumes no liability or responsibility resulting from an improper installation, even in reliance with the information contained in this guide.

ADDITIONAL NOTES



AUDIO WIRING			
WIRE	COLOR	LOCATION	NOTES
RADIO CONSTANT	RED	Radio Harness	
RADIO GROUND	Chassis strap	Not in harness	
RADIO SWITCHED	RED/WHITE	Radio Harness	
LEFT FRONT SPEAKER (+)	DARK GREEN	Radio Harness Or Speaker	
LEFT FRONT SPEAKER (-)	BROWN/RED	Radio Harness Or Speaker	
RIGHT FRONT SPEAKER (+)	VIOLET	Radio Harness Or Speaker	
RIGHT FRONT SPEAKER (-)	DK.BLUE/RED	Radio Harness Or Speaker	
LEFT REAR SPEAKER (+)	BROWN/YELLOW	Radio Harness Or Speaker	
LEFT REAR SPEAKER (-)	BROWN/LT.BLUE	Radio Harness Or Speaker	
RIGHT REAR SPEAKER (+)	DK.BLUE/WHITE	Radio Harness Or Speaker	
RIGHT REAR SPEAKER (-)	DK.BLUE/ORANGE	Radio Harness Or Speaker	

FRONT SPEAKERS SIZE	REAR SPEAKERS SIZE	AMP LOCATION	NOTES
6x9"	5.25"		

RADIO DASH KIT OPTIONS	RADIO WIRE HARNESS OPTIONS	ANTENNA ADAPTER OPTIONS
METRA 99-6501, SCOSCHE CJ1282B	METRA 70-1817, SCOSCHE CR01B	Not required

Please verify all part numbers before ordering.


Remote starter and security installations should be attempted by experienced security installers only. Information contained is accurate to the best of our knowledge and experience. Information contained is without any representation of warranty. It is the installer's responsibility to test and confirm all circuits with a digital multi-meter. Proper installation remains the responsibility of the installer. CarAlarmPros assumes no liability or responsibility resulting from an improper installation, even in reliance with the information contained in this guide.

ALARM REMOTE START WIRING

WIRE	COLOR	LOCATION
12V CONSTANT WIRE	RED and PINK/BLACK	Ignition Harness
STARTER WIRE 1	YELLOW	Ignition harness
IGNITION WIRE 1	DARK BLUE	Ignition harness
IGNITION WIRE 2	BLACK/WHITE	Ignition harness
ACCESSORY WIRE 1	BLACK/ORANGE	Ignition harness
FACTORY ALARM ARM	Arms with lock	
FACTORY ALARM DISARM (-)	LT.GREEN/ORANGE	Harness Coming Into Vehicle From Driver's Door
TACHOMETER WIRE	BLACK/GRAY	Ignition Coil
DIESEL TACHOMETER WIRE	GRAY/BLACK	Harness At Top Center Of Firewall
DIESEL WAIT-TO-START (-)	ORANGE/BLACK	Behind Instrument Cluster
BRAKE WIRE (+)	WHITE/TAN	At Brake Pedal Switch
HORN TRIGGER (-)	BLACK/RED	At Steering Column
PARKING LIGHTS (+)	BLACK/YELLOW	Behind Headlight Switch
DOOR TRIGGER (-)	YELLOW	Behind Headlight Switch
POWER DOOR LOCK	ORANGE/PURPLE	In White Connector In Driver's Kick Panel Coming From Driver's Door
Notes: Door locks are reverse polarity. Refer to TechDoc 3956		
POWER DOOR UNLOCK	PINK/PURPLE	In White Connector In Driver's Kick Panel Coming From Driver's Door
Notes: Door locks are reverse polarity. Refer to TechDoc 3956		
LEFT FRONT WINDOW UP	LT.BLUE	At Driver Window Motor Inside Door
LEFT FRONT WINDOW DOWN	WHITE	At Driver Window Motor Inside Door
RIGHT FRONT WINDOW UP	BROWN/WHITE	Harness In Driver's Kick From Driver Door
RIGHT FRONT WINDOW DOWN	PURPLE/WHITE	Harness In Driver's Kick From Driver Door
INTERFACE	PART NUMBER	NOTES
None required	NA	NA
Please verify all part numbers before ordering.		

Remote starter and security installations should be attempted by experienced security installers only. Information contained is accurate to the best of our knowledge and experience. Information contained is without any representation of warranty. It is the installer's responsibility to test and confirm all circuits with a digital multi-meter. Proper installation remains the responsibility of the installer. CarAlarmPros assumes no liability or responsibility resulting from an improper installation, even in reliance with the information contained in this guide.

ADDITIONAL NOTES



AUDIO WIRING			
WIRE	COLOR	LOCATION	NOTES
RADIO CONSTANT	RED	Radio Harness	
RADIO GROUND	Chassis strap	Not in harness	
RADIO SWITCHED	RED/WHITE	Radio Harness	
LEFT FRONT SPEAKER (+)	DARK GREEN	Radio Harness Or Speaker	
LEFT FRONT SPEAKER (-)	BROWN/RED	Radio Harness Or Speaker	
RIGHT FRONT SPEAKER (+)	VIOLET	Radio Harness Or Speaker	
RIGHT FRONT SPEAKER (-)	DK.BLUE/RED	Radio Harness Or Speaker	
LEFT REAR SPEAKER (+)	BROWN/YELLOW	Radio Harness Or Speaker	
LEFT REAR SPEAKER (-)	BROWN/LT.BLUE	Radio Harness Or Speaker	
RIGHT REAR SPEAKER (+)	DK.BLUE/WHITE	Radio Harness Or Speaker	
RIGHT REAR SPEAKER (-)	DK.BLUE/ORANGE	Radio Harness Or Speaker	

FRONT SPEAKERS SIZE	REAR SPEAKERS SIZE	AMP LOCATION	NOTES
6x9"	5.25"		

RADIO DASH KIT OPTIONS	RADIO WIRE HARNESS OPTIONS	ANTENNA ADAPTER OPTIONS
METRA 99-6501, SCOSCHE CJ1282B	METRA 70-1817, SCOSCHE CR01B	Not required

Please verify all part numbers before ordering.

Remote starter and security installations should be attempted by experienced security installers only. Information contained is accurate to the best of our knowledge and experience. Information contained is without any representation of warranty. It is the installer's responsibility to test and confirm all circuits with a digital multi-meter. Proper installation remains the responsibility of the installer. CarAlarmPros assumes no liability or responsibility resulting from an improper installation, even in reliance with the information contained in this guide.

ALARM REMOTE START WIRING

WIRE	COLOR	LOCATION
12V CONSTANT WIRE	RED/WHITE and PINK/BLACK	Ignition Harness
STARTER WIRE 1	YELLOW	Ignition Harness
IGNITION WIRE 1	BLUE (16 gauge)	Ignition Harness
IGNITION WIRE 2	RED or RED/WHITE	Ignition Harness
ACCESSORY WIRE 1	GREEN	Ignition Harness
ACCESSORY WIRE 2	ORANGE	Ignition Harness
FACTORY ALARM ARM (Negative trig	LT.GREEN/ORANGE	Harness Coming Into Vehicle From Driver's Door
FACTORY ALARM DISARM (Negative t	Same wire as arm	
TACHOMETER WIRE	Any wire NOT GREEN/ORANGE	At Fuel Injector Or Ignition coil

DIESEL WAIT-TO-START

Notes: DO NOT interface with the vehicle's wait-to-start wire. A pulse timer relay must be used to delay the remote start's activation.

BRAKE WIRE (+)	WHITE/TAN	At Brake Pedal Switch
HORN TRIGGER (-)	BLACK/RED	At Harness At Steering Column
PARKING LIGHTS	PURPLE/YELLOW	Headlight Switch

Notes: Negative trigger through a 330 or 1400-ohm resistor. Refer to TechDoc 3964

DRIVER DOOR TRIGGER (-)	TAN	Harness In Driver's Kick Panel
PASSENGER DOOR TRIGGER (-)	TAN/RED	Harness In Passenger Kick Panel
LEFT REAR DOOR TRIGGER (-)	TAN/ORANGE or PURPLE/ORANGE	Harness In Driver's Kick Panel
RIGHT REAR DOOR TRIGGER (-)	TAN/YELLOW	Harness In Passenger Kick Panel
POWER DOOR LOCK AND UNLOCK	WHITE/GREEN	Harness In Driver's Kick Panel

Notes: Lock is negative trigger through an 820-ohm resistor. Unlock is negative trigger through a 330-ohm resistor. Refer to TechDoc 3957

LEFT FRONT WINDOW UP	LT.BLUE	At Driver Window Motor Inside Door
LEFT FRONT WINDOW DOWN	WHITE	At Driver Window Motor Inside Door
RIGHT FRONT WINDOW UP	BROWN/WHITE	Harness In Driver's Kick From Driver Door
RIGHT FRONT WINDOW DOWN	PURPLE/WHITE	Harness In Driver's Kick From Driver Door
LEFT REAR WINDOW UP	RED/BLACK	Harness In Driver's Kick From Driver Door
LEFT REAR WINDOW DOWN	BLUE/WHITE	Harness In Driver's Kick From Driver Door
RIGHT REAR WINDOW UP	GRAY/BLACK	Harness In Driver's Kick From Driver Door
RIGHT REAR WINDOW DOWN	GREEN/WHITE	Harness In Driver's Kick From Driver Door

Notes: For Dodge Ram Pickup 2500 and 3500 models, refer to info on the 2001 Dodge Ram Pickup. Also, on 2002-Up diesel models, when installing a remote start, DO NOT interface with the vehicle's wait-to-start wire. A pulse timer relay must be used to delay the re

INTERFACE	PART NUMBER	NOTES
Immobilizer Bypass Module	DEI 556UW	Required when installing a remote start system
Door Lock Interface	DEI XPRESSKIT DLCH	Optional when interfacing with door locks

Please verify all part numbers before ordering.

AUDIO WIRING			
WIRE	COLOR	LOCATION	NOTES
RADIO CONSTANT	RED	Radio Harness	
RADIO GROUND	BLACK/DK.GREEN	Radio Harness	
RADIO SWITCHED	RED/WHITE	Radio Harness	
LEFT FRONT SPEAKER (+)	DK.GREEN	Radio Harness Or Speaker	
LEFT FRONT SPEAKER (-)	BROWN/RED	Radio Harness Or Speaker	
RIGHT FRONT SPEAKER (+)	VIOLET	Radio Harness Or Speaker	
RIGHT FRONT SPEAKER (-)	DK.BLUE/RED	Radio Harness Or Speaker	
LEFT REAR SPEAKER (+)	BROWN/YELLOW	Radio Harness Or Speaker	
LEFT REAR SPEAKER (-)	BROWN/LT.BLUE	Radio Harness Or Speaker	
RIGHT REAR SPEAKER (+)	DK.BLUE/WHITE	Radio Harness Or Speaker	
RIGHT REAR SPEAKER (-)	DK.BLUE/ORANGE	Radio Harness Or Speaker	

FRONT SPEAKERS SIZE	REAR SPEAKERS SIZE	AMP LOCATION	NOTES
6.5"	5.25"		

RADIO DASH KIT OPTIONS	RADIO WIRE HARNESS OPTIONS	ANTENNA ADAPTER OPTIONS
METRA 99-6505, SCOSCHE CR1277B	METRA 70-6502, SCOSCHE CR02B	METRA 40-CR10, SCOSCHE CRAB

Please verify all part numbers before ordering.

ALARM REMOTE START WIRING

WIRE	COLOR	LOCATION
12V CONSTANT WIRE	RED/WHITE and PINK/BLACK	Ignition Harness
STARTER WIRE 1	YELLOW	Ignition Harness
IGNITION WIRE 1	BLUE (16 gauge)	Ignition Harness
IGNITION WIRE 2	RED or RED/WHITE	Ignition Harness
ACCESSORY WIRE 1	GREEN	Ignition Harness
ACCESSORY WIRE 2	ORANGE	Ignition Harness
FACTORY ALARM ARM (Negative trig	LT.GREEN/ORANGE	Harness Coming Into Vehicle From Driver's Door
FACTORY ALARM DISARM (Negative t	Same wire as arm	
TACHOMETER WIRE	Any wire NOT GREEN/ORANGE	At Fuel Injector Or Ignition coil

DIESEL WAIT-TO-START

Notes: DO NOT interface with the vehicle's wait-to-start wire. A pulse timer relay must be used to delay the remote start's activation.

BRAKE WIRE (+)	WHITE/TAN	At Brake Pedal Switch
HORN TRIGGER (-)	BLACK/RED	At Harness At Steering Column
PARKING LIGHTS	PURPLE/YELLOW	Headlight Switch

Notes: Negative trigger through a 330 or 1400-ohm resistor. Refer to TechDoc 3964

DRIVER DOOR TRIGGER (-)	TAN	Harness In Driver's Kick Panel
PASSENGER DOOR TRIGGER (-)	TAN/RED	Harness In Passenger Kick Panel
LEFT REAR DOOR TRIGGER (-)	TAN/ORANGE or PURPLE/ORANGE	Harness In Driver's Kick Panel
RIGHT REAR DOOR TRIGGER (-)	TAN/YELLOW	Harness In Passenger Kick Panel
POWER DOOR LOCK AND UNLOCK	WHITE/GREEN	Harness In Driver's Kick Panel

Notes: Lock is negative trigger through an 820-ohm resistor. Unlock is negative trigger through a 330-ohm resistor. Refer to TechDoc 3957

LEFT FRONT WINDOW UP	LT.BLUE	At Driver Window Motor Inside Door
LEFT FRONT WINDOW DOWN	WHITE	At Driver Window Motor Inside Door
RIGHT FRONT WINDOW UP	BROWN/WHITE	Harness In Driver's Kick From Driver Door
RIGHT FRONT WINDOW DOWN	PURPLE/WHITE	Harness In Driver's Kick From Driver Door
LEFT REAR WINDOW UP	RED/BLACK	Harness In Driver's Kick From Driver Door
LEFT REAR WINDOW DOWN	BLUE/WHITE	Harness In Driver's Kick From Driver Door
RIGHT REAR WINDOW UP	GRAY/BLACK	Harness In Driver's Kick From Driver Door
RIGHT REAR WINDOW DOWN	GREEN/WHITE	Harness In Driver's Kick From Driver Door

Notes: For Dodge Ram Pickup 2500 and 3500 models, refer to info on the 2001 Dodge Ram Pickup. Also, on 2002-Up diesel models, when installing a remote start, DO NOT interface with the vehicle's wait-to-start wire. A pulse timer relay must be used to delay the re

INTERFACE	PART NUMBER	NOTES
Immobilizer Bypass Module	DEI 556UW	Required when installing a remote start system
Door Lock Interface	DEI XPRESSKIT DLCH	Optional when interfacing with door locks

Please verify all part numbers before ordering.

AUDIO WIRING			
WIRE	COLOR	LOCATION	NOTES
RADIO CONSTANT	RED	Radio Harness	
RADIO GROUND	BLACK/DK.GREEN	Radio Harness	
RADIO SWITCHED	RED/WHITE	Radio Harness	
LEFT FRONT SPEAKER (+)	DK.GREEN	Radio Harness Or Speaker	
LEFT FRONT SPEAKER (-)	BROWN/RED	Radio Harness Or Speaker	
RIGHT FRONT SPEAKER (+)	VIOLET	Radio Harness Or Speaker	
RIGHT FRONT SPEAKER (-)	DK.BLUE/RED	Radio Harness Or Speaker	
LEFT REAR SPEAKER (+)	BROWN/YELLOW	Radio Harness Or Speaker	
LEFT REAR SPEAKER (-)	BROWN/LT.BLUE	Radio Harness Or Speaker	
RIGHT REAR SPEAKER (+)	DK.BLUE/WHITE	Radio Harness Or Speaker	
RIGHT REAR SPEAKER (-)	DK.BLUE/ORANGE	Radio Harness Or Speaker	

FRONT SPEAKERS SIZE	REAR SPEAKERS SIZE	AMP LOCATION	NOTES
6.5"	5.25"		

RADIO DASH KIT OPTIONS	RADIO WIRE HARNESS OPTIONS	ANTENNA ADAPTER OPTIONS
METRA 99-6505, SCOSCHE CR1277B	METRA 70-6502, SCOSCHE CR02B	METRA 40-CR10, SCOSCHE CRAB

Please verify all part numbers before ordering.

ALARM REMOTE START WIRING

WIRE	COLOR	LOCATION
12V CONSTANT WIRE	RED	Ignition Harness
STARTER WIRE 1	YELLOW	Ignition Harness
IGNITION WIRE 1	PINK/WHITE	Ignition Harness
IGNITION WIRE 2	PINK/LT.GREEN	Ignition Harness
ACCESSORY WIRE 1	DARK/BLUE	Ignition Harness
ACCESSORY WIRE 2	PINK/YELLOW	Ignition Harness
ACCESSORY WIRE 3	PINK/YELLOW	Ignition Harness

Notes: There are two separate PINK/YELLOW accessory wires

FACTORY ALARM ARM AND DISARM PURPLE/LT.BLUE Harness Coming Into Vehicle From Driver's Door

Notes: The same wire is used to arm and disarm the factory security. Arm is negative trigger through a 2000-ohm resistor. This will also lock the doors. Disarm is a negative trigger through a 480-ohm resistor. A double pulse will unlock the doors.

TACHOMETER WIRE DK.BLUE/GRAY In Orange Connector At Module On Passenger Side Firewall Under Hood

TACHOMETER WIRE- DIESEL DK.BLUE/GRAY At Module On Driver's Side Of Engine Low

DIESEL WAIT-TO-START

Notes: DO NOT interface with the vehicle's wait-to-start wire. A pulse timer relay must be used to delay the remote start's activation.

BRAKE WIRE (+) WHITE/TAN At Brake Pedal Switch

HORN TRIGGER (-) DK.GREEN/PURPLE At Harness At Steering Column

PARKING LIGHTS WHITE/LT.GREEN Headlight Switch

Notes: Negative trigger through a 330 or 249-ohm resistor. Refer to TechDoc 3964

DRIVER DOOR TRIGGER (-) PURPLE Harness In Driver's Kick Panel

PASSENGER DOOR TRIGGER (-) PURPLE/WHITE Harness In Passenger Kick Panel

LEFT REAR DOOR TRIGGER (-) PURPLE/ORANGE Harness In Driver's Kick Panel

RIGHT REAR DOOR TRIGGER (-) PURPLE/YELLOW Harness In Passenger Kick Panel

POWER DOOR LOCK AND UNLOCK PURPLE/DK.GREEN Harness In Driver's Kick Panel

Notes: The same wire is used to lock and unlock the doors. Lock is negative trigger through a 820-ohm resistor and unlock is a negative trigger through a 330-ohm resistor. Refer to TechDoc 3957

LEFT FRONT WINDOW UP ORANGE/LT.GREEN At Driver Window Switch Inside Door

LEFT FRONT WINDOW DOWN ORANGE/WHITE At Driver Window Switch Inside Door

RIGHT FRONT WINDOW UP ORANGE/TAN Harness In Driver's Kick From Driver Door

RIGHT FRONT WINDOW DOWN ORANGE/GRAY Harness In Driver's Kick From Driver Door

LEFT REAR WINDOW UP ORANGE/WHITE Harness In Driver's Kick From Driver Door

LEFT REAR WINDOW DOWN ORANGE/GRAY Harness In Driver's Kick From Driver Door

RIGHT REAR WINDOW UP ORANGE/LT.BLUE Harness In Driver's Kick From Driver Door

RIGHT REAR WINDOW DOWN ORANGE/BLUE Harness In Driver's Kick From Driver Door

INTERFACE	PART NUMBER	NOTES
Immobilizer Bypass Module	DEI 556UW	Required when installing a remote start system
Door Lock Interface	DEI XPRESSKIT DLCH	Optional when interfacing with door locks

Please verify all part numbers before ordering.

AUDIO WIRING			
WIRE	COLOR	LOCATION	NOTES
RADIO CONSTANT	RED	Radio Harness	
RADIO GROUND	BLACK/DK.GREEN	Radio Harness	
RADIO SWITCHED	RED/WHITE	Radio Harness	
LEFT FRONT SPEAKER (+)	DK.GREEN	Radio Harness Or Speaker	
LEFT FRONT SPEAKER (-)	BROWN/RED	Radio Harness Or Speaker	
RIGHT FRONT SPEAKER (+)	VIOLET	Radio Harness Or Speaker	
RIGHT FRONT SPEAKER (-)	DK.BLUE/RED	Radio Harness Or Speaker	
LEFT REAR SPEAKER (+)	BROWN/YELLOW	Radio Harness Or Speaker	
LEFT REAR SPEAKER (-)	BROWN/LT.BLUE	Radio Harness Or Speaker	
RIGHT REAR SPEAKER (+)	DK.BLUE/WHITE	Radio Harness Or Speaker	
RIGHT REAR SPEAKER (-)	DK.BLUE/ORANGE	Radio Harness Or Speaker	

FRONT SPEAKERS SIZE	REAR SPEAKERS SIZE	AMP LOCATION	NOTES
6.5"	5.25"		

RADIO DASH KIT OPTIONS	RADIO WIRE HARNESS OPTIONS	ANTENNA ADAPTER OPTIONS
METRA 99-6505, SCOSCHE CR1277B	METRA 70-6502, SCOSCHE CR02B	METRA 40-CR10, SCOSCHE CRAB

Please verify all part numbers before ordering.

ALARM REMOTE START WIRING

WIRE	COLOR	LOCATION
12V CONSTANT WIRE	RED	Ignition Harness
STARTER WIRE 1	YELLOW	Ignition Harness
IGNITION WIRE 1	PINK/WHITE	Ignition Harness
IGNITION WIRE 2	PINK/LT.GREEN	Ignition Harness
ACCESSORY WIRE 1	DARK/BLUE	Ignition Harness
ACCESSORY WIRE 2	PINK/YELLOW	Ignition Harness
ACCESSORY WIRE 3	PINK/YELLOW	Ignition Harness

Notes: There are two separate PINK/YELLOW accessory wires

FACTORY ALARM ARM AND DISARM PURPLE/LT.BLUE Harness Coming Into Vehicle From Driver's Door

Notes: The same wire is used to arm and disarm the factory security. Arm is negative trigger through a 2000-ohm resistor. This will also lock the doors. Disarm is a negative trigger through a 480-ohm resistor. A double pulse will unlock the doors.

TACHOMETER WIRE DK.BLUE/GRAY In Orange Connector At Module On Passenger Side Firewall Under Hood

TACHOMETER WIRE- DIESEL DK.BLUE/GRAY At Module On Driver's Side Of Engine Low

DIESEL WAIT-TO-START

Notes: DO NOT interface with the vehicle's wait-to-start wire. A pulse timer relay must be used to delay the remote start's activation.

BRAKE WIRE (+) WHITE/TAN At Brake Pedal Switch

HORN TRIGGER (-) DK.GREEN/PURPLE At Harness At Steering Column

PARKING LIGHTS WHITE/LT.GREEN Headlight Switch

Notes: Negative trigger through a 330 or 249-ohm resistor. Refer to TechDoc 3964

DRIVER DOOR TRIGGER (-) PURPLE Harness In Driver's Kick Panel

PASSENGER DOOR TRIGGER (-) PURPLE/WHITE Harness In Passenger Kick Panel

LEFT REAR DOOR TRIGGER (-) PURPLE/ORANGE Harness In Driver's Kick Panel

RIGHT REAR DOOR TRIGGER (-) PURPLE/YELLOW Harness In Passenger Kick Panel

POWER DOOR LOCK AND UNLOCK PURPLE/DK.GREEN Harness In Driver's Kick Panel

Notes: The same wire is used to lock and unlock the doors. Lock is negative trigger through a 820-ohm resistor and unlock is a negative trigger through a 330-ohm resistor. Refer to TechDoc 3957

LEFT FRONT WINDOW UP ORANGE/LT.GREEN At Driver Window Switch Inside Door

LEFT FRONT WINDOW DOWN ORANGE/WHITE At Driver Window Switch Inside Door

RIGHT FRONT WINDOW UP ORANGE/TAN Harness In Driver's Kick From Driver Door

RIGHT FRONT WINDOW DOWN ORANGE/GRAY Harness In Driver's Kick From Driver Door

LEFT REAR WINDOW UP ORANGE/WHITE Harness In Driver's Kick From Driver Door

LEFT REAR WINDOW DOWN ORANGE/GRAY Harness In Driver's Kick From Driver Door

RIGHT REAR WINDOW UP ORANGE/LT.BLUE Harness In Driver's Kick From Driver Door

RIGHT REAR WINDOW DOWN ORANGE/BLUE Harness In Driver's Kick From Driver Door

INTERFACE	PART NUMBER	NOTES
Immobilizer Bypass Module	DEI 556UW	Required when installing a remote start system
Door Lock Interface	DEI XPRESSKIT DLCH	Optional when interfacing with door locks

Please verify all part numbers before ordering.

AUDIO WIRING			
WIRE	COLOR	LOCATION	NOTES
RADIO CONSTANT	RED	Radio Harness	
RADIO GROUND	BLACK/DK.GREEN	Radio Harness	
RADIO SWITCHED	RED/WHITE	Radio Harness	
LEFT FRONT SPEAKER (+)	DK.GREEN	Radio Harness Or Speaker	
LEFT FRONT SPEAKER (-)	BROWN/RED	Radio Harness Or Speaker	
RIGHT FRONT SPEAKER (+)	VIOLET	Radio Harness Or Speaker	
RIGHT FRONT SPEAKER (-)	DK.BLUE/RED	Radio Harness Or Speaker	
LEFT REAR SPEAKER (+)	BROWN/YELLOW	Radio Harness Or Speaker	
LEFT REAR SPEAKER (-)	BROWN/LT.BLUE	Radio Harness Or Speaker	
RIGHT REAR SPEAKER (+)	DK.BLUE/WHITE	Radio Harness Or Speaker	
RIGHT REAR SPEAKER (-)	DK.BLUE/ORANGE	Radio Harness Or Speaker	

FRONT SPEAKERS SIZE	REAR SPEAKERS SIZE	AMP LOCATION	NOTES
6.5"	5.25"		

RADIO DASH KIT OPTIONS	RADIO WIRE HARNESS OPTIONS	ANTENNA ADAPTER OPTIONS
METRA 99-6505, SCOSCHE CR1277B	METRA 70-6502, SCOSCHE CR02B	METRA 40-CR10, SCOSCHE CRAB

Please verify all part numbers before ordering.

ALARM REMOTE START WIRING

WIRE	COLOR	LOCATION
12V CONSTANT WIRE	Must go to battery for 12V	Battery

STARTER WIRE

Notes: This vehicle requires a special interface module for remote start. Part # XK532 XK09 or DB-ALL.. This will also bypass the factory security and interface with the power door locks.

SECOND STARTER WIRE

12V IGNITION WIRE	PINK/WHITE	Ignition Harness
FACTORY ALARM ARM AND DISARM	Factory remote only.	
TACHOMETER WIRE	NOT BROWN/WHITE	Any Ignition Coil Or Fuel Injector
TACHOMETER WIRE- DIESEL	DK.BLUE/GRAY	At Module On Driver's Side Of Engine Low

DIESEL WAIT-TO-START

Notes: DO NOT interface with the vehicle's wait-to-start wire. A pulse timer relay must be used to delay the remote start's activation.

BRAKE WIRE (+)	WHITE/TAN	At Brake Pedal Switch
HORN TRIGGER (-)	DK.GREEN/PURPLE	At Harness At Steering Column Or Larger Gray Plug At Gauge Cluster
PARKING LIGHTS (-)	WHITE/LT.GREEN	Headlight Switch Or Smaller Gray Connector At Gauge Cluster

Notes: The parking lights (-) are negative trigger through a 1130-ohm resistor. A relay must be used. Refer to TechDoc 3964

DRIVER DOOR TRIGGER (-)	PURPLE	In Driver-Side Kick Panel
PASSENGER DOOR TRIGGER (-)	PURPLE/WHITE	In Passenger-Side Kick Panel
LEFT REAR DOOR TRIGGER (-)	PURPLE/ORANGE	In Driver-Side Kick Panel
RIGHT REAR DOOR TRIGGER (-)	PURPLE/YELLOW or TAN/YELLOW	In Passenger-Side Kick Panel
DOMELIGHT SUPERVISION (+)	YELLOW/LT.BLUE	In Driver's A-Pillar Or White Connector At Gauge Cluster.

POWER DOOR LOCK AND UNLOCK PURPLE/DK.GREEN Harness In Driver's Kick Panel Or Smaller Gray Connector At Gauge Cluster

Notes: The same wire is used to lock and unlock the doors. Lock is negative trigger through a 820-ohm resistor and unlock is a negative trigger through a 330-ohm resistor. Refer to TechDoc 3957

LEFT FRONT WINDOW UP	ORANGE/LT.GREEN	At Driver Window Switch Inside Door
LEFT FRONT WINDOW DOWN	ORANGE/WHITE	At Driver Window Switch Inside Door
RIGHT FRONT WINDOW UP	ORANGE/TAN	Harness In Driver's Kick From Driver Door
RIGHT FRONT WINDOW DOWN	ORANGE/GRAY	Harness In Driver's Kick From Driver Door
LEFT REAR WINDOW UP	ORANGE/WHITE	Harness In Driver's Kick From Driver Door
LEFT REAR WINDOW DOWN	ORANGE/GRAY	Harness In Driver's Kick From Driver Door
RIGHT REAR WINDOW UP	ORANGE/LT.BLUE	Harness In Driver's Kick From Driver Door
RIGHT REAR WINDOW DOWN	ORANGE/BLUE	Harness In Driver's Kick From Driver Door

INTERFACE	PART NUMBER	NOTES
Immobilizer Bypass Module	DEI 556UW	Required when installing a remote start system
Door Lock Interface	DEI XPRESSKIT DLCH	Optional when interfacing with door locks

Please verify all part numbers before ordering.

AUDIO WIRING			
WIRE	COLOR	LOCATION	NOTES
RADIO CONSTANT	RED	Radio Harness	
RADIO GROUND	BLACK/DK.GREEN	Radio Harness	
RADIO SWITCHED	RED/WHITE	Radio Harness	
LEFT FRONT SPEAKER (+)	DK.GREEN	Radio Harness Or Speaker	
LEFT FRONT SPEAKER (-)	BROWN/RED	Radio Harness Or Speaker	
RIGHT FRONT SPEAKER (+)	VIOLET	Radio Harness Or Speaker	
RIGHT FRONT SPEAKER (-)	DK.BLUE/RED	Radio Harness Or Speaker	
LEFT REAR SPEAKER (+)	BROWN/YELLOW	Radio Harness Or Speaker	
LEFT REAR SPEAKER (-)	BROWN/LT.BLUE	Radio Harness Or Speaker	
RIGHT REAR SPEAKER (+)	DK.BLUE/WHITE	Radio Harness Or Speaker	
RIGHT REAR SPEAKER (-)	DK.BLUE/ORANGE	Radio Harness Or Speaker	

FRONT SPEAKERS SIZE	REAR SPEAKERS SIZE	AMP LOCATION	NOTES
6x9"	5.25"		

RADIO DASH KIT OPTIONS	RADIO WIRE HARNESS OPTIONS	ANTENNA ADAPTER OPTIONS
METRA 99-6507, SCOSCHE CR1286B	METRA XSVI-6502-NAV, SCOSCHE S3-SR1 + S3CR02B	METRA 40-CR10, SCOSCHE CRAB

Notes: For models with factory navigation, use this dash kit: METRA 99-6510

Please verify all part numbers before ordering.

ALARM REMOTE START WIRING

WIRE	COLOR	LOCATION
12V CONSTANT WIRE	Must go to battery for 12V	Battery

STARTER WIRE

Notes: This vehicle requires a special interface module for remote start. Part # XK09 or DB-ALL. This will also bypass the factory security and interface with the power door locks.

SECOND STARTER WIRE

12V IGNITION WIRE	PINK/WHITE	Ignition Harness
FACTORY ALARM ARM AND DISARM	Factory remote only.	In Driver-Side Kick Panel
TACHOMETER WIRE	NOT BROWN/WHITE	Any Ignition Coil Or Fuel Injector
TACHOMETER WIRE- DIESEL	DK.BLUE/GRAY	At Module On Driver's Side Of Engine Low

DIESEL WAIT-TO-START

Notes: DO NOT interface with the vehicle's wait-to-start wire. A pulse timer relay must be used to delay the remote start's activation.

BRAKE WIRE (+)	WHITE/TAN	At Brake Pedal Switch
HORN TRIGGER (-)	DK.GREEN/PURPLE	At Harness At Steering Column Or Larger Gray Plug At Gauge Cluster
PARKING LIGHTS (-)	WHITE/LT.GREEN	Headlight Switch Or Smaller Gray Connector At Gauge Cluster

Notes: The parking lights (-) are negative trigger through a 1130-ohm resistor. A relay must be used. Refer to TechDoc 3964

DRIVER DOOR TRIGGER (-)	PURPLE	In Driver-Side Kick Panel
PASSENGER DOOR TRIGGER (-)	PURPLE/WHITE	In Passenger-Side Kick Panel
LEFT REAR DOOR TRIGGER (-)	PURPLE/ORANGE	In Driver-Side Kick Panel
RIGHT REAR DOOR TRIGGER (-)	PURPLE/YELLOW or TAN/YELLOW	In Passenger-Side Kick Panel
DOMELIGHT SUPERVISION (+)	YELLOW/LT.BLUE	In Driver's A-Pillar Or White Connector At Gauge Cluster.
POWER DOOR LOCK AND UNLOCK	PURPLE/DK.GREEN	Harness In Driver's Kick Panel Or Smaller Gray Connector At Gauge Cluster

Notes: The same wire is used to lock and unlock the doors. Lock is negative trigger through a 820-ohm resistor and unlock is a negative trigger through a 330-ohm resistor. Refer to TechDoc 3957

LEFT FRONT WINDOW UP	ORANGE/LT.GREEN	At Driver Window Switch Inside Door
LEFT FRONT WINDOW DOWN	ORANGE/WHITE	At Driver Window Switch Inside Door
RIGHT FRONT WINDOW UP	ORANGE/TAN	Harness In Driver's Kick From Driver Door
RIGHT FRONT WINDOW DOWN	ORANGE/GRAY	Harness In Driver's Kick From Driver Door
LEFT REAR WINDOW UP	ORANGE/WHITE	Harness In Driver's Kick From Driver Door
LEFT REAR WINDOW DOWN	ORANGE/GRAY	Harness In Driver's Kick From Driver Door
RIGHT REAR WINDOW UP	ORANGE/LT.BLUE	Harness In Driver's Kick From Driver Door
RIGHT REAR WINDOW DOWN	ORANGE/BLUE	Harness In Driver's Kick From Driver Door

INTERFACE	PART NUMBER	NOTES
Immobilizer Bypass Module	DEI 556UW	Required when installing a remote start system
Door Lock Interface	DEI XPRESSKIT DLCH	Optional when interfacing with door locks

Please verify all part numbers before ordering.

AUDIO WIRING			
WIRE	COLOR	LOCATION	NOTES
RADIO CONSTANT	RED	Radio Harness	
RADIO GROUND	BLACK/DK.GREEN	Radio Harness	
RADIO SWITCHED	RED/WHITE	Radio Harness	
LEFT FRONT SPEAKER (+)	DK.GREEN	Radio Harness Or Speaker	
LEFT FRONT SPEAKER (-)	BROWN/RED	Radio Harness Or Speaker	
RIGHT FRONT SPEAKER (+)	VIOLET	Radio Harness Or Speaker	
RIGHT FRONT SPEAKER (-)	DK.BLUE/RED	Radio Harness Or Speaker	
LEFT REAR SPEAKER (+)	BROWN/YELLOW	Radio Harness Or Speaker	
LEFT REAR SPEAKER (-)	BROWN/LT.BLUE	Radio Harness Or Speaker	
RIGHT REAR SPEAKER (+)	DK.BLUE/WHITE	Radio Harness Or Speaker	
RIGHT REAR SPEAKER (-)	DK.BLUE/ORANGE	Radio Harness Or Speaker	

FRONT SPEAKERS SIZE	REAR SPEAKERS SIZE	AMP LOCATION	NOTES
6x9"	5.25"		

RADIO DASH KIT OPTIONS	RADIO WIRE HARNESS OPTIONS	ANTENNA ADAPTER OPTIONS
METRA 99-6507, SCOSCHE CR1286B	METRA XSVI-6502-NAV, SCOSCHE S3-SR1 + S3CR02B	METRA 40-CR10, SCOSCHE CRAB

Notes: For models with factory navigation, use this dash kit: METRA 99-6510

Please verify all part numbers before ordering.

ALARM REMOTE START WIRING

WIRE	COLOR	LOCATION
12V CONSTANT WIRE	Must go to battery for 12V	Battery

STARTER WIRE

Notes: This vehicle requires a special interface module for remote start. Part # XK09 or DB-ALL. This will also bypass the factory security and interface with the power door locks.

SECOND STARTER WIRE

12V IGNITION WIRE	PINK/WHITE	Ignition Harness
FACTORY ALARM ARM AND DISARM	Factory remote only.	In Driver-Side Kick Panel
TACHOMETER WIRE	NOT BROWN/WHITE	Any Ignition Coil Or Fuel Injector
TACHOMETER WIRE- DIESEL	DK.BLUE/GRAY	At Module On Driver's Side Of Engine Low

DIESEL WAIT-TO-START

Notes: DO NOT interface with the vehicle's wait-to-start wire. A pulse timer relay must be used to delay the remote start's activation.

BRAKE WIRE (+)	WHITE/TAN	At Brake Pedal Switch
HORN TRIGGER (-)	DK.GREEN/PURPLE	At Harness At Steering Column Or Larger Gray Plug At Gauge Cluster
PARKING LIGHTS (-)	WHITE/LT.GREEN	Headlight Switch Or Smaller Gray Connector At Gauge Cluster

Notes: The parking lights (-) are negative trigger through a 1130-ohm resistor. A relay must be used. Refer to TechDoc 3964

DRIVER DOOR TRIGGER (-)	PURPLE	In Driver-Side Kick Panel
PASSENGER DOOR TRIGGER (-)	PURPLE/WHITE	In Passenger-Side Kick Panel
LEFT REAR DOOR TRIGGER (-)	PURPLE/ORANGE	In Driver-Side Kick Panel
RIGHT REAR DOOR TRIGGER (-)	PURPLE/YELLOW or TAN/YELLOW	In Passenger-Side Kick Panel
DOMELIGHT SUPERVISION (+)	YELLOW/LT.BLUE	In Driver's A-Pillar Or White Connector At Gauge Cluster.
POWER DOOR LOCK AND UNLOCK	PURPLE/DK.GREEN	Harness In Driver's Kick Panel Or Smaller Gray Connector At Gauge Cluster

Notes: The same wire is used to lock and unlock the doors. Lock is negative trigger through a 820-ohm resistor and unlock is a negative trigger through a 330-ohm resistor. Refer to TechDoc 3957

LEFT FRONT WINDOW UP	ORANGE/LT.GREEN	At Driver Window Switch Inside Door
LEFT FRONT WINDOW DOWN	ORANGE/WHITE	At Driver Window Switch Inside Door
RIGHT FRONT WINDOW UP	ORANGE/TAN	Harness In Driver's Kick From Driver Door
RIGHT FRONT WINDOW DOWN	ORANGE/GRAY	Harness In Driver's Kick From Driver Door
LEFT REAR WINDOW UP	ORANGE/WHITE	Harness In Driver's Kick From Driver Door
LEFT REAR WINDOW DOWN	ORANGE/GRAY	Harness In Driver's Kick From Driver Door
RIGHT REAR WINDOW UP	ORANGE/LT.BLUE	Harness In Driver's Kick From Driver Door
RIGHT REAR WINDOW DOWN	ORANGE/BLUE	Harness In Driver's Kick From Driver Door

INTERFACE	PART NUMBER	NOTES
Immobilizer Bypass Module	DEI 556UW	Required when installing a remote start system
Door Lock Interface	DEI XPRESSKIT DLCH	Optional when interfacing with door locks

Please verify all part numbers before ordering.

AUDIO WIRING			
WIRE	COLOR	LOCATION	NOTES
RADIO CONSTANT	RED	Radio Harness	
RADIO GROUND	BLACK/DK.GREEN	Radio Harness	
RADIO SWITCHED	RED/WHITE	Radio Harness	
LEFT FRONT SPEAKER (+)	DK.GREEN	Radio Harness Or Speaker	
LEFT FRONT SPEAKER (-)	BROWN/RED	Radio Harness Or Speaker	
RIGHT FRONT SPEAKER (+)	VIOLET	Radio Harness Or Speaker	
RIGHT FRONT SPEAKER (-)	DK.BLUE/RED	Radio Harness Or Speaker	
LEFT REAR SPEAKER (+)	BROWN/YELLOW	Radio Harness Or Speaker	
LEFT REAR SPEAKER (-)	BROWN/LT.BLUE	Radio Harness Or Speaker	
RIGHT REAR SPEAKER (+)	DK.BLUE/WHITE	Radio Harness Or Speaker	
RIGHT REAR SPEAKER (-)	DK.BLUE/ORANGE	Radio Harness Or Speaker	

FRONT SPEAKERS SIZE	REAR SPEAKERS SIZE	AMP LOCATION	NOTES
6x9"	5.25"		

RADIO DASH KIT OPTIONS	RADIO WIRE HARNESS OPTIONS	ANTENNA ADAPTER OPTIONS
METRA 99-6507, SCOSCHE CR1286B	METRA XSVI-6502-NAV, SCOSCHE S3-SR1 + S3CR02B	METRA 40-CR10, SCOSCHE CRAB

Notes: For models with factory navigation, use this dash kit: METRA 99-6510

Please verify all part numbers before ordering.

ALARM REMOTE START WIRING

WIRE	COLOR	LOCATION
12V CONSTANT WIRE	Must go to battery for 12V	In Driver-Side Kick Manel

STARTER WIRE

Notes: This vehicle requires a special interface module for remote start. Part # XK09 or DB-ALL. This will also bypass the factory security and interface with the power door locks.

SECOND STARTER WIRE

12V IGNITION WIRE	PINK/WHITE	In Driver-Side Kick Panel
FACTORY ALARM ARM AND DISARM	Factory remote only.	In Driver-Side Kick Fanel
TACHOMETER WIRE	NOT BROWN/WHITE	In Driver-Side Kick Nanel
TACHOMETER WIRE- DIESEL	DK.BLUE/GRAY	In Driver-Side Kick Danel

DIESEL WAIT-TO-START

Notes: DO NOT interface with the vehicle's wait-to-start wire. A pulse timer relay must be used to delay the remote start's activation.

BRAKE WIRE (+)	WHITE	In Driver-Side Kick Wanel
HORN TRIGGER (-)	DK.GREEN/PURPLE	In Driver-Side Kick Danel
PARKING LIGHTS (-)	WHITE	In Driver-Side Kick Wanel

Notes: The parking lights (-) are negative trigger through a 1000-ohm resistor. A relay must be used. Refer to TechDoc 3964

DRIVER DOOR TRIGGER (-)	PURPLE	In Driver-Side Kick Panel
PASSENGER DOOR TRIGGER (-)	PURPLE/WHITE	In Passenger-Side Kick Panel
LEFT REAR DOOR TRIGGER (-)	PURPLE/ORANGE	In Driver-Side Kick Panel
RIGHT REAR DOOR TRIGGER (-)	PURPLE/YELLOW or TAN/YELLOW	In Passenger-Side Kick Panel
DOMELIGHT SUPERVISION (+)	YELLOW/WHITE	In Driver-Side Kick Yanel
POWER DOOR LOCK AND UNLOCK	PURPLE/DK.GREEN	Harness In Driver's Kick Panel Or Smaller Gray Connector At Gauge Cluster

Notes: The same wire is used to lock and unlock the doors. Lock is negative trigger through a 820-ohm resistor and unlock is a negative trigger through a 330-ohm resistor. Refer to TechDoc 3957

LEFT FRONT WINDOW UP	ORANGE/LT.GREEN	In Passenger-Side Kick Oanel
LEFT FRONT WINDOW DOWN	ORANGE/WHITE	In Passenger-Side Kick Oanel
RIGHT FRONT WINDOW UP	ORANGE/TAN	In Passenger-Side Kick Oanel
RIGHT FRONT WINDOW DOWN	ORANGE/GRAY	In Passenger-Side Kick Oanel
LEFT REAR WINDOW UP	ORANGE/WHITE	In Passenger-Side Kick Oanel
LEFT REAR WINDOW DOWN	ORANGE/GRAY	In Passenger-Side Kick Oanel
RIGHT REAR WINDOW UP	ORANGE/LT.BLUE	In Passenger-Side Kick Oanel
RIGHT REAR WINDOW DOWN	ORANGE/BLUE	In Passenger-Side Kick Oanel

INTERFACE	PART NUMBER	NOTES
Immobilizer Bypass Module	DEI 556UW	Required when installing a remote start system
Door Lock Interface	DEI XPRESSKIT DLCH	Optional when interfacing with door locks

Please verify all part numbers before ordering.

AUDIO WIRING			
WIRE	COLOR	LOCATION	NOTES
RADIO CONSTANT	GRAY/RED	Radio Harness	
RADIO GROUND	BLACK	Radio Harness	
RADIO SWITCHED	DATA BUS	Radio Harness	
LEFT FRONT SPEAKER (+)	DK.GREEN/YELLOW	Radio Harness or Speaker	
LEFT FRONT SPEAKER (-)	DK.GREEN/LT.BLUE	Radio Harness or Speaker	
RIGHT FRONT SPEAKER (+)	GRAY/YELLOW	Radio Harness or Speaker	
RIGHT FRONT SPEAKER (-)	GRAY/LT.BLUE	Radio Harness or Speaker	
LEFT REAR SPEAKER (+)	GRAY/LT.GREEN	Radio Harness or Speaker	
LEFT REAR SPEAKER (-)	GRAY/DK.GREEN	Radio Harness or Speaker	
RIGHT REAR SPEAKER (+)	DK.GREEN/GRAY	Radio Harness or Speaker	
RIGHT REAR SPEAKER (-)	DK.GREEN/LT.GREEN	Radio Harness or Speaker	

FRONT SPEAKERS SIZE	REAR SPEAKERS SIZE	AMP LOCATION	NOTES
6x9"	5.25"		

RADIO DASH KIT OPTIONS	RADIO WIRE HARNESS OPTIONS	ANTENNA ADAPTER OPTIONS
METRA 99-6511, SCOSCHE CR1288B	METRA XSVI-6522-NAV, SCOSCHE S3-SR1 + S3CR04B	METRA 40-EU10, SCOSCHE VWA3B
Please verify all part numbers before ordering.		

ALARM REMOTE START WIRING

WIRE	COLOR	LOCATION
12V CONSTANT WIRE	Must go to battery for 12V	In Driver-Side Kick Manel

STARTER WIRE

Notes: This vehicle requires a special interface module for remote start. Part # XK09 or DB-ALL. This will also bypass the factory security and interface with the power door locks.

SECOND STARTER WIRE

12V IGNITION WIRE	PINK/WHITE	In Driver-Side Kick Panel
FACTORY ALARM ARM AND DISARM	Factory remote only.	In Driver-Side Kick Fanel
TACHOMETER WIRE	NOT BROWN/WHITE	In Driver-Side Kick Nanel
TACHOMETER WIRE- DIESEL	DK.BLUE/GRAY	In Driver-Side Kick Danel

DIESEL WAIT-TO-START

Notes: DO NOT interface with the vehicle's wait-to-start wire. A pulse timer relay must be used to delay the remote start's activation.

BRAKE WIRE (+)	WHITE	In Driver-Side Kick Wanel
HORN TRIGGER (-)	DK.GREEN/PURPLE	In Driver-Side Kick Danel
PARKING LIGHTS (-)	WHITE	In Driver-Side Kick Wanel

Notes: The parking lights (-) are negative trigger through a 1000-ohm resistor. A relay must be used. Refer to TechDoc 3964

DRIVER DOOR TRIGGER (-)	PURPLE	In Driver-Side Kick Panel
PASSENGER DOOR TRIGGER (-)	PURPLE/WHITE	In Passenger-Side Kick Panel
LEFT REAR DOOR TRIGGER (-)	PURPLE/ORANGE	In Driver-Side Kick Panel
RIGHT REAR DOOR TRIGGER (-)	PURPLE/YELLOW or TAN/YELLOW	In Passenger-Side Kick Panel
DOMELIGHT SUPERVISION (+)	YELLOW/WHITE	In Driver-Side Kick Yanel
POWER DOOR LOCK AND UNLOCK	PURPLE/DK.GREEN	Harness In Driver's Kick Panel Or Smaller Gray Connector At Gauge Cluster

Notes: The same wire is used to lock and unlock the doors. Lock is negative trigger through a 820-ohm resistor and unlock is a negative trigger through a 330-ohm resistor. Refer to TechDoc 3957

LEFT FRONT WINDOW UP	ORANGE/LT.GREEN	In Passenger-Side Kick Oanel
LEFT FRONT WINDOW DOWN	ORANGE/WHITE	In Passenger-Side Kick Oanel
RIGHT FRONT WINDOW UP	ORANGE/TAN	In Passenger-Side Kick Oanel
RIGHT FRONT WINDOW DOWN	ORANGE/GRAY	In Passenger-Side Kick Oanel
LEFT REAR WINDOW UP	ORANGE/WHITE	In Passenger-Side Kick Oanel
LEFT REAR WINDOW DOWN	ORANGE/GRAY	In Passenger-Side Kick Oanel
RIGHT REAR WINDOW UP	ORANGE/LT.BLUE	In Passenger-Side Kick Oanel
RIGHT REAR WINDOW DOWN	ORANGE/BLUE	In Passenger-Side Kick Oanel

INTERFACE	PART NUMBER	NOTES
Immobilizer Bypass Module	DEI 556UW	Required when installing a remote start system
Door Lock Interface	DEI XPRESSKIT DLCH	Optional when interfacing with door locks

Please verify all part numbers before ordering.

AUDIO WIRING			
WIRE	COLOR	LOCATION	NOTES
RADIO CONSTANT	GRAY/RED	Radio Harness	
RADIO GROUND	BLACK	Radio Harness	
RADIO SWITCHED	DATA BUS	Radio Harness	
LEFT FRONT SPEAKER (+)	DK.GREEN/YELLOW	Radio Harness or Speaker	
LEFT FRONT SPEAKER (-)	DK.GREEN/LT.BLUE	Radio Harness or Speaker	
RIGHT FRONT SPEAKER (+)	GRAY/YELLOW	Radio Harness or Speaker	
RIGHT FRONT SPEAKER (-)	GRAY/LT.BLUE	Radio Harness or Speaker	
LEFT REAR SPEAKER (+)	GRAY/LT.GREEN	Radio Harness or Speaker	
LEFT REAR SPEAKER (-)	GRAY/DK.GREEN	Radio Harness or Speaker	
RIGHT REAR SPEAKER (+)	DK.GREEN/GRAY	Radio Harness or Speaker	
RIGHT REAR SPEAKER (-)	DK.GREEN/LT.GREEN	Radio Harness or Speaker	

FRONT SPEAKERS SIZE	REAR SPEAKERS SIZE	AMP LOCATION	NOTES
6x9"	5.25"		

RADIO DASH KIT OPTIONS	RADIO WIRE HARNESS OPTIONS	ANTENNA ADAPTER OPTIONS
METRA 99-6511, SCOSCHE CR1288B	METRA XSVI-6522-NAV, SCOSCHE S3-SR1 + S3CR04B	METRA 40-EU10, SCOSCHE VWA3B
Please verify all part numbers before ordering.		