


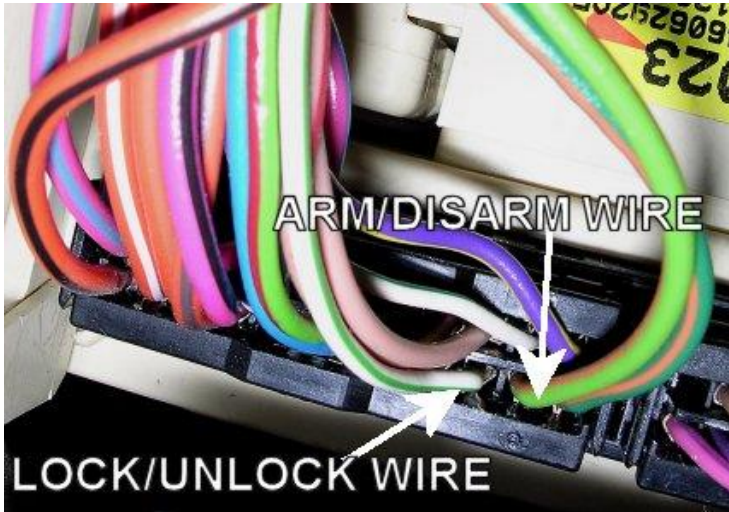
ALARM REMOTE START WIRING

WIRE	COLOR	LOCATION
12V CONSTANT WIRE	WHITE	Ignition Harness
STARTER WIRE	BLACK/RED	Ignition Harness
IGNITION WIRE	BLACK/WHITE	Ignition Harness
ACCESSORY WIRE	BLUE/BLACK	Ignition Harness
POWER DOOR LOCK (-)	RED/BLUE	Harness Behind Glove Box
POWER DOOR UNLOCK (-)	BROWN/RED	Harness Behind Glove Box
PARKING LIGHTS (+)	GREEN/WHITE	Harness In Driver's Kick Panel
HEADLIGHTS (-)	RED	Harness At Steering Column
DOOR TRIGGER (-)	RED/WHITE	Harness Leading To Instrument Cluster
DOME SUPERVISION (-)	RED/GREEN	Harness In Driver's Kick Panel
TRUNK TRIGGER (-)	RED/GREEN	Harness In Driver's Kick Panel
HOOD TRIGGER (-)	BLUE/BLACK	Harness At Fuse Box
FACTORY ALARM ARM	ARMS WITH LOCK	
FACTORY ALARM DISARM	DISARMS WITH UNLOCK	
DISARM NO UNLOCK (-)	GREEN/WHITE	Harness Coming Into Vehicle From Driver's Door
TACHOMETER	WHITE	Behind Instrument Cluster Or Ignition Coil
BRAKE WIRE (+)	GREEN/WHITE	At Brake Pedal Switch
HORN TRIGGER (-)	GREEN/BLACK	Harness At Steering Column
LEFT FRONT WINDOW UP	GREEN/RED	At Driver Window Motor Inside Door
LEFT FRONT WINDOW DOWN	GREEN/BLACK	At Driver Window Motor Inside Door
RIGHT FRONT WINDOW UP	BROWN/YELLOW	Harness In Driver's Kick From Driver Door
RIGHT FRONT WINDOW DOWN	GREEN/YELLOW	Harness In Driver's Kick From Driver Door

INTERFACE	PART NUMBER	NOTES
Door Lock Interface	DEI 456LW	Optional when interfacing with door locks

Please verify all part numbers before ordering.

ADDITIONAL NOTES



AUDIO WIRING			
WIRE	COLOR	LOCATION	NOTES
RADIO 12V	PINK/YELLOW	Radio Harness	
RADIO SWITCHED	RED/WHITE	Radio Harness	
RADIO GROUND	Not in wiring harness	Ground to chassis strap	
ILLUMINATION (+)	ORANGE/BROWN	Radio Harness	
POWER ANTENNA (+)	ORANGE/RED	Radio Harness	
LEFT FRONT SPEAKER(+)	LIGHT GREEN/GREEN	Radio Harness or Speaker	
LEFT FRONT SPEAKER (-)	LIGHT GREEN/VIOLET	Radio Harness or Speaker	
RIGHT FRONT SPEAKER (+)	LIGHT BLUE/GREEN	Radio Harness or Speaker	
RIGHT FRONT SPEAKER (-)	LIGHT BLUE/VIOLET	Radio Harness or Speaker	
LEFT REAR SPEAKER (+)	BROWN/YELLOW	Radio Harness or Speaker	
LEFT REAR SPEAKER (-)	BLUE/LIGHT BLUE	Radio Harness or Speaker	
RIGHT REAR SPEAKER (+)	DARK BLUE/WHITE	Radio Harness or Speaker	
RIGHT REAR SPEAKER (-)	DARK BLUE/ORANGE	Radio Harness or Speaker	
FRONT SPEAKERS SIZE	REAR SPEAKERS SIZE	AMP LOCATION	NOTES
3.5", 6.5"	6x9"		
RADIO DASH KIT OPTIONS	RADIO WIRE HARNESS OPTIONS		ANTENNA ADAPTER OPTIONS
METRA 99-6000, SCOSCHE CJ1282B	METRA 70-1817, SCOSCHE CR01B		Not required
Please verify all part numbers before ordering.			

Remote starter and security installations should be attempted by experienced security installers only. Information contained is accurate to the best of our knowledge and experience. Information contained is without any representation of warranty. It is the installer's responsibility to test and confirm all circuits with a digital multi-meter. Proper installation remains the responsibility of the installer. CarAlarmPros assumes no liability or responsibility resulting from an improper installation, even in reliance with the information contained in this guide.

ALARM REMOTE START WIRING


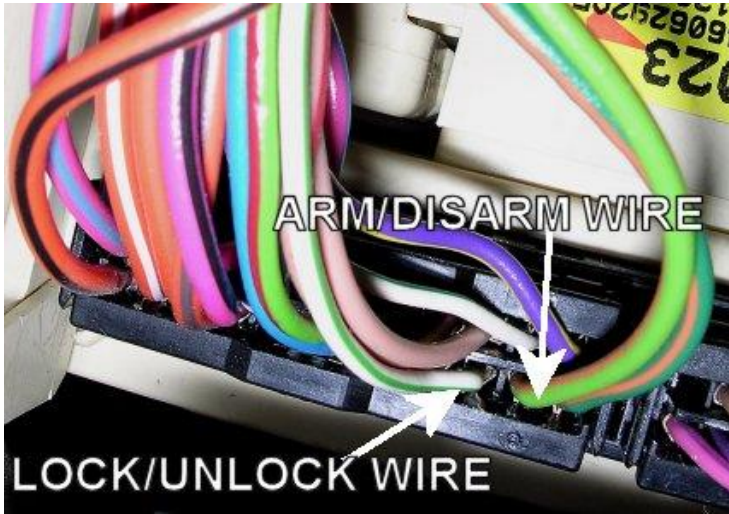
WIRE	COLOR	LOCATION
12V CONSTANT WIRE	WHITE	Ignition Harness
STARTER WIRE	BLACK/RED	Ignition Harness
IGNITION WIRE	BLACK/WHITE	Ignition Harness
ACCESSORY WIRE	BLUE/BLACK	Ignition Harness
POWER DOOR LOCK (-)	RED/BLUE	Harness Behind Glove Box
POWER DOOR UNLOCK (-)	BROWN/RED	Harness Behind Glove Box
PARKING LIGHTS (+)	GREEN/WHITE	Harness In Driver's Kick Panel
HEADLIGHTS (-)	RED	Harness At Steering Column
DOOR TRIGGER (-)	RED/WHITE	Harness Leading To Instrument Cluster
DOME SUPERVISION (-)	RED/GREEN	Harness In Driver's Kick Panel
TRUNK TRIGGER (-)	RED/GREEN	Harness In Driver's Kick Panel
HOOD TRIGGER (-)	BLUE/BLACK	Harness At Fuse Box
FACTORY ALARM ARM	ARMS WITH LOCK	
FACTORY ALARM DISARM	DISARMS WITH UNLOCK	
DISARM NO UNLOCK (-)	GREEN/WHITE	Harness Coming Into Vehicle From Driver's Door
TACHOMETER	WHITE	Behind Instrument Cluster Or Ignition Coil
BRAKE WIRE (+)	GREEN/WHITE	At Brake Pedal Switch
HORN TRIGGER (-)	GREEN/BLACK	Harness At Steering Column
LEFT FRONT WINDOW UP	GREEN/RED	At Driver Window Motor Inside Door
LEFT FRONT WINDOW DOWN	GREEN/BLACK	At Driver Window Motor Inside Door
RIGHT FRONT WINDOW UP	BROWN/YELLOW	Harness In Driver's Kick From Driver Door
RIGHT FRONT WINDOW DOWN	GREEN/YELLOW	Harness In Driver's Kick From Driver Door

INTERFACE	PART NUMBER	NOTES
Door Lock Interface	DEI 456LW	Optional when interfacing with door locks

Please verify all part numbers before ordering.

Remote starter and security installations should be attempted by experienced security installers only. Information contained is accurate to the best of our knowledge and experience. Information contained is without any representation of warranty. It is the installer's responsibility to test and confirm all circuits with a digital multi-meter. Proper installation remains the responsibility of the installer. CarAlarmPros assumes no liability or responsibility resulting from an improper installation, even in reliance with the information contained in this guide.

ADDITIONAL NOTES



AUDIO WIRING			
WIRE	COLOR	LOCATION	NOTES
RADIO 12V	PINK/YELLOW	Radio Harness	
RADIO SWITCHED	RED/WHITE	Radio Harness	
RADIO GROUND	Not in wiring harness	Ground to chassis strap	
ILLUMINATION (+)	ORANGE/BROWN	Radio Harness	
POWER ANTENNA (+)	ORANGE/RED	Radio Harness	
LEFT FRONT SPEAKER(+)	LIGHT GREEN/GREEN	Radio Harness or Speaker	
LEFT FRONT SPEAKER (-)	LIGHT GREEN/VIOLET	Radio Harness or Speaker	
RIGHT FRONT SPEAKER (+)	LIGHT BLUE/GREEN	Radio Harness or Speaker	
RIGHT FRONT SPEAKER (-)	LIGHT BLUE/VIOLET	Radio Harness or Speaker	
LEFT REAR SPEAKER (+)	BROWN/YELLOW	Radio Harness or Speaker	
LEFT REAR SPEAKER (-)	BLUE/LIGHT BLUE	Radio Harness or Speaker	
RIGHT REAR SPEAKER (+)	DARK BLUE/WHITE	Radio Harness or Speaker	
RIGHT REAR SPEAKER (-)	DARK BLUE/ORANGE	Radio Harness or Speaker	

FRONT SPEAKERS SIZE	REAR SPEAKERS SIZE	AMP LOCATION	NOTES
3.5", 6.5"	6x9"		

RADIO DASH KIT OPTIONS	RADIO WIRE HARNESS OPTIONS	ANTENNA ADAPTER OPTIONS
METRA 99-6000, SCOSCHE CJ1282B	METRA 70-1817, SCOSCHE CR01B	Not required

Please verify all part numbers before ordering.


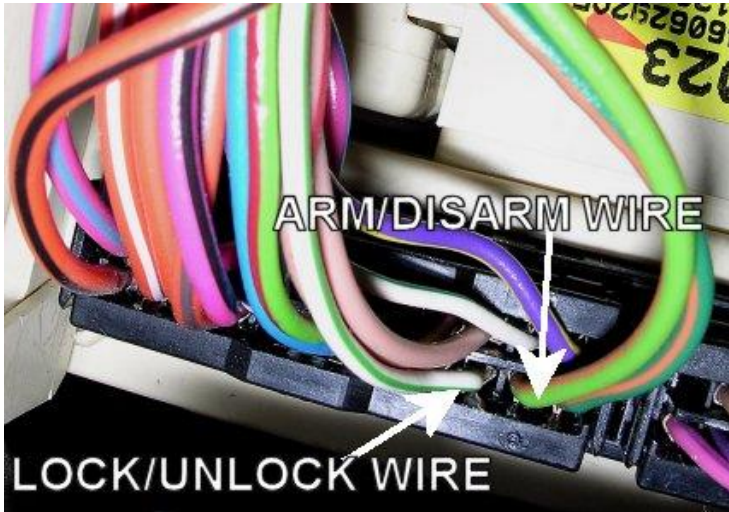
ALARM REMOTE START WIRING

WIRE	COLOR	LOCATION
12V CONSTANT WIRE	WHITE	Ignition Harness
STARTER WIRE	BLACK/RED	Ignition Harness
IGNITION WIRE	BLACK/WHITE	Ignition Harness
ACCESSORY WIRE	BLUE/BLACK	Ignition Harness
POWER DOOR LOCK (-)	RED/BLUE	Harness Behind Glove Box
POWER DOOR UNLOCK (-)	BROWN/RED	Harness Behind Glove Box
PARKING LIGHTS (+)	GREEN/WHITE	Harness In Driver's Kick Panel
HEADLIGHTS (-)	RED	Harness At Steering Column
DOOR TRIGGER (-)	RED/WHITE	Harness Leading To Instrument Cluster
DOME SUPERVISION (-)	RED/GREEN	Harness In Driver's Kick Panel
TRUNK TRIGGER (-)	RED/GREEN	Harness In Driver's Kick Panel
HOOD TRIGGER (-)	BLUE/BLACK	Harness At Fuse Box
FACTORY ALARM ARM	ARMS WITH LOCK	
FACTORY ALARM DISARM	DISARMS WITH UNLOCK	
DISARM NO UNLOCK (-)	GREEN/WHITE	Harness Coming Into Vehicle From Driver's Door
TACHOMETER	WHITE	Behind Instrument Cluster Or Ignition Coil
BRAKE WIRE (+)	GREEN/WHITE	At Brake Pedal Switch
HORN TRIGGER (-)	GREEN/BLACK	Harness At Steering Column
LEFT FRONT WINDOW UP	GREEN/RED	At Driver Window Motor Inside Door
LEFT FRONT WINDOW DOWN	GREEN/BLACK	At Driver Window Motor Inside Door
RIGHT FRONT WINDOW UP	BROWN/YELLOW	Harness In Driver's Kick From Driver Door
RIGHT FRONT WINDOW DOWN	GREEN/YELLOW	Harness In Driver's Kick From Driver Door

INTERFACE	PART NUMBER	NOTES
Door Lock Interface	DEI 456LW	Optional when interfacing with door locks

Please verify all part numbers before ordering.

ADDITIONAL NOTES



AUDIO WIRING			
WIRE	COLOR	LOCATION	NOTES
RADIO 12V	PINK/YELLOW	Radio Harness	
RADIO SWITCHED	RED/WHITE	Radio Harness	
RADIO GROUND	Not in wiring harness	Ground to chassis strap	
ILLUMINATION (+)	ORANGE/BROWN	Radio Harness	
POWER ANTENNA (+)	ORANGE/RED	Radio Harness	
LEFT FRONT SPEAKER(+)	LIGHT GREEN/GREEN	Radio Harness or Speaker	
LEFT FRONT SPEAKER (-)	LIGHT GREEN/VIOLET	Radio Harness or Speaker	
RIGHT FRONT SPEAKER (+)	LIGHT BLUE/GREEN	Radio Harness or Speaker	
RIGHT FRONT SPEAKER (-)	LIGHT BLUE/VIOLET	Radio Harness or Speaker	
LEFT REAR SPEAKER (+)	BROWN/YELLOW	Radio Harness or Speaker	
LEFT REAR SPEAKER (-)	BLUE/LIGHT BLUE	Radio Harness or Speaker	
RIGHT REAR SPEAKER (+)	DARK BLUE/WHITE	Radio Harness or Speaker	
RIGHT REAR SPEAKER (-)	DARK BLUE/ORANGE	Radio Harness or Speaker	

FRONT SPEAKERS SIZE	REAR SPEAKERS SIZE	AMP LOCATION	NOTES
3.5", 6.5"	6x9"		

RADIO DASH KIT OPTIONS	RADIO WIRE HARNESS OPTIONS	ANTENNA ADAPTER OPTIONS
METRA 99-6000, SCOSCHE CJ1282B	METRA 70-1817, SCOSCHE CR01B	Not required

Please verify all part numbers before ordering.


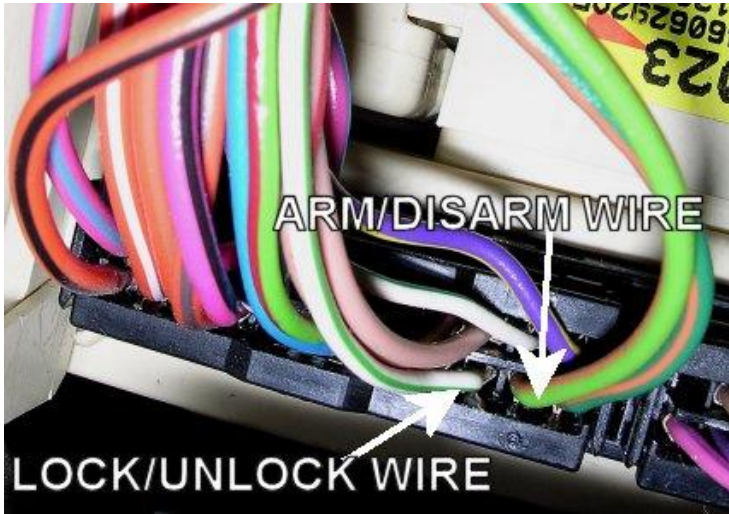
ALARM REMOTE START WIRING

WIRE	COLOR	LOCATION
12V CONSTANT WIRE	WHITE	Ignition Harness
STARTER WIRE	BLACK/RED	Ignition Harness
IGNITION WIRE	BLACK/WHITE	Ignition Harness
ACCESSORY WIRE	BLUE/BLACK	Ignition Harness
POWER DOOR LOCK (-)	RED/BLUE	Harness Behind Glove Box
POWER DOOR UNLOCK (-)	BROWN/RED	Harness Behind Glove Box
PARKING LIGHTS (+)	GREEN/WHITE	Harness In Driver's Kick Panel
HEADLIGHTS (-)	RED	Harness At Steering Column
DOOR TRIGGER (-)	RED/WHITE	Harness Leading To Instrument Cluster
DOMESUPERVISION (-)	RED/GREEN	Harness In Driver's Kick Panel
TRUNK TRIGGER (-)	RED/GREEN	Harness In Driver's Kick Panel
HOOD TRIGGER (-)	BLUE/BLACK	Harness At Fuse Box
FACTORY ALARM ARM	ARMS WITH LOCK	
FACTORY ALARM DISARM	DISARMS WITH UNLOCK	
DISARM NO UNLOCK (-)	GREEN/WHITE	Harness Coming Into Vehicle From Driver's Door
TACHOMETER	WHITE	Behind Instrument Cluster Or Ignition Coil
BRAKE WIRE (+)	GREEN/WHITE	At Brake Pedal Switch
HORN TRIGGER (-)	GREEN/BLACK	Harness At Steering Column
LEFT FRONT WINDOW UP	GREEN/RED	At Driver Window Motor Inside Door
LEFT FRONT WINDOW DOWN	GREEN/BLACK	At Driver Window Motor Inside Door
RIGHT FRONT WINDOW UP	BROWN/YELLOW	Harness In Driver's Kick From Driver Door
RIGHT FRONT WINDOW DOWN	GREEN/YELLOW	Harness In Driver's Kick From Driver Door

INTERFACE	PART NUMBER	NOTES
Door Lock Interface	DEI 456LW	Optional when interfacing with door locks

Please verify all part numbers before ordering.

ADDITIONAL NOTES



AUDIO WIRING			
WIRE	COLOR	LOCATION	NOTES
RADIO 12V	PINK/YELLOW	Radio Harness	
RADIO SWITCHED	RED/WHITE	Radio Harness	
RADIO GROUND	Not in wiring harness	Ground to chassis strap	
ILLUMINATION (+)	ORANGE/BROWN	Radio Harness	
POWER ANTENNA (+)	ORANGE/RED	Radio Harness	
LEFT FRONT SPEAKER(+)	LIGHT GREEN/GREEN	Radio Harness or Speaker	
LEFT FRONT SPEAKER (-)	LIGHT GREEN/VIOLET	Radio Harness or Speaker	
RIGHT FRONT SPEAKER (+)	LIGHT BLUE/GREEN	Radio Harness or Speaker	
RIGHT FRONT SPEAKER (-)	LIGHT BLUE/VIOLET	Radio Harness or Speaker	
LEFT REAR SPEAKER (+)	BROWN/YELLOW	Radio Harness or Speaker	
LEFT REAR SPEAKER (-)	BLUE/LIGHT BLUE	Radio Harness or Speaker	
RIGHT REAR SPEAKER (+)	DARK BLUE/WHITE	Radio Harness or Speaker	
RIGHT REAR SPEAKER (-)	DARK BLUE/ORANGE	Radio Harness or Speaker	

FRONT SPEAKERS SIZE	REAR SPEAKERS SIZE	AMP LOCATION	NOTES
3.5", 6.5"	6x9"		

RADIO DASH KIT OPTIONS	RADIO WIRE HARNESS OPTIONS	ANTENNA ADAPTER OPTIONS
METRA 99-6000, SCOSCHE CJ1282B	METRA 70-1817, SCOSCHE CR01B	Not required

Please verify all part numbers before ordering.

ALARM REMOTE START WIRING


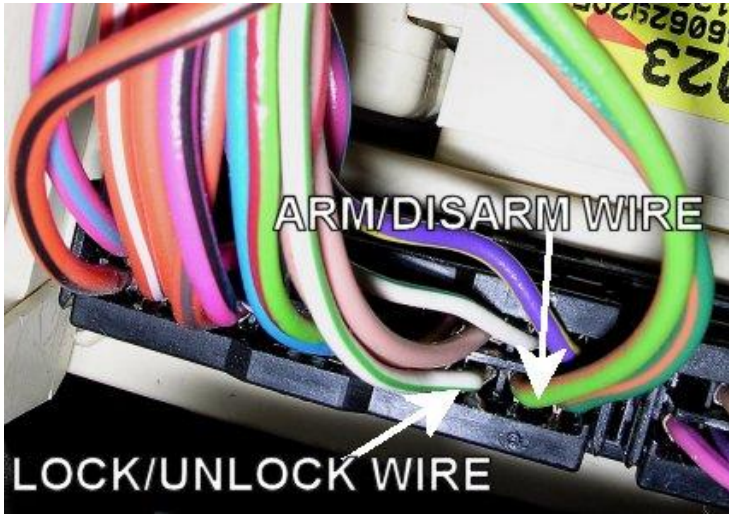
WIRE	COLOR	LOCATION
12V CONSTANT WIRE	WHITE	Ignition Harness
STARTER WIRE	BLACK/RED	Ignition Harness
IGNITION WIRE	BLACK/WHITE	Ignition Harness
ACCESSORY WIRE	BLUE/BLACK	Ignition Harness
POWER DOOR LOCK (-)	RED/BLUE	Harness Behind Glove Box
POWER DOOR UNLOCK (-)	BROWN/RED	Harness Behind Glove Box
PARKING LIGHTS (+)	GREEN/WHITE	Harness In Driver's Kick Panel
HEADLIGHTS (-)	RED	Harness At Steering Column
DOOR TRIGGER (-)	RED/WHITE	Harness Leading To Instrument Cluster
DOME SUPERVISION (-)	RED/GREEN	Harness In Driver's Kick Panel
TRUNK TRIGGER (-)	RED/GREEN	Harness In Driver's Kick Panel
HOOD TRIGGER (-)	BLUE/BLACK	Harness At Fuse Box
FACTORY ALARM ARM	ARMS WITH LOCK	
FACTORY ALARM DISARM	DISARMS WITH UNLOCK	
DISARM NO UNLOCK (-)	GREEN/WHITE	Harness Coming Into Vehicle From Driver's Door
TACHOMETER	WHITE	Behind Instrument Cluster Or Ignition Coil
BRAKE WIRE (+)	GREEN/WHITE	At Brake Pedal Switch
HORN TRIGGER (-)	GREEN/BLACK	Harness At Steering Column
LEFT FRONT WINDOW UP	GREEN/RED	At Driver Window Motor Inside Door
LEFT FRONT WINDOW DOWN	GREEN/BLACK	At Driver Window Motor Inside Door
RIGHT FRONT WINDOW UP	BROWN/YELLOW	Harness In Driver's Kick From Driver Door
RIGHT FRONT WINDOW DOWN	GREEN/YELLOW	Harness In Driver's Kick From Driver Door

INTERFACE	PART NUMBER	NOTES
Door Lock Interface	DEI 456LW	Optional when interfacing with door locks

Please verify all part numbers before ordering.

Remote starter and security installations should be attempted by experienced security installers only. Information contained is accurate to the best of our knowledge and experience. Information contained is without any representation of warranty. It is the installer's responsibility to test and confirm all circuits with a digital multi-meter. Proper installation remains the responsibility of the installer. CarAlarmPros assumes no liability or responsibility resulting from an improper installation, even in reliance with the information contained in this guide.

ADDITIONAL NOTES



AUDIO WIRING			
WIRE	COLOR	LOCATION	NOTES
RADIO 12V	PINK/YELLOW	Radio Harness	
RADIO SWITCHED	RED/WHITE	Radio Harness	
RADIO GROUND	Not in wiring harness	Ground to chassis strap	
ILLUMINATION (+)	ORANGE/BROWN	Radio Harness	
POWER ANTENNA (+)	ORANGE/RED	Radio Harness	
LEFT FRONT SPEAKER(+)	LIGHT GREEN/GREEN	Radio Harness or Speaker	
LEFT FRONT SPEAKER (-)	LIGHT GREEN/VIOLET	Radio Harness or Speaker	
RIGHT FRONT SPEAKER (+)	LIGHT BLUE/GREEN	Radio Harness or Speaker	
RIGHT FRONT SPEAKER (-)	LIGHT BLUE/VIOLET	Radio Harness or Speaker	
LEFT REAR SPEAKER (+)	BROWN/YELLOW	Radio Harness or Speaker	
LEFT REAR SPEAKER (-)	BLUE/LIGHT BLUE	Radio Harness or Speaker	
RIGHT REAR SPEAKER (+)	DARK BLUE/WHITE	Radio Harness or Speaker	
RIGHT REAR SPEAKER (-)	DARK BLUE/ORANGE	Radio Harness or Speaker	

FRONT SPEAKERS SIZE	REAR SPEAKERS SIZE	AMP LOCATION	NOTES
3.5", 6.5"	6x9"		

RADIO DASH KIT OPTIONS	RADIO WIRE HARNESS OPTIONS	ANTENNA ADAPTER OPTIONS
METRA 99-6000, SCOSCHE CJ1282B	METRA 70-1817, SCOSCHE CR01B	Not required

Please verify all part numbers before ordering.


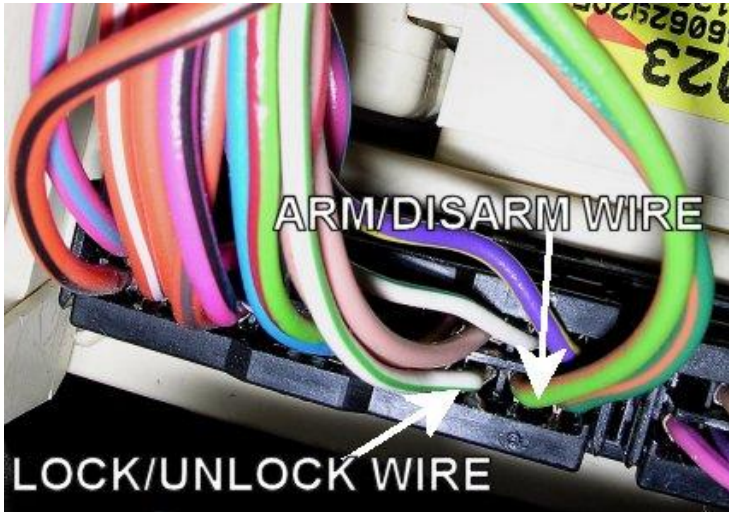
ALARM REMOTE START WIRING

WIRE	COLOR	LOCATION
12V CONSTANT WIRE	WHITE	Ignition Harness
STARTER WIRE	BLACK/RED	Ignition Harness
IGNITION WIRE	BLACK/WHITE	Ignition Harness
ACCESSORY WIRE	BLUE/BLACK	Ignition Harness
POWER DOOR LOCK (-)	RED/BLUE	Harness Behind Glove Box
POWER DOOR UNLOCK (-)	BROWN/RED	Harness Behind Glove Box
PARKING LIGHTS (+)	GREEN/WHITE	Harness In Driver's Kick Panel
HEADLIGHTS (-)	RED	Harness At Steering Column
DOOR TRIGGER (-)	RED/WHITE	Harness Leading To Instrument Cluster
DOMESUPERVISION (-)	RED/GREEN	Harness In Driver's Kick Panel
TRUNK TRIGGER (-)	RED/GREEN	Harness In Driver's Kick Panel
HOOD TRIGGER (-)	BLUE/BLACK	Harness At Fuse Box
FACTORY ALARM ARM	ARMS WITH LOCK	
FACTORY ALARM DISARM	DISARMS WITH UNLOCK	
DISARM NO UNLOCK (-)	GREEN/WHITE	Harness Coming Into Vehicle From Driver's Door
TACHOMETER	WHITE	Behind Instrument Cluster Or Ignition Coil
BRAKE WIRE (+)	GREEN/WHITE	At Brake Pedal Switch
HORN TRIGGER (-)	GREEN/BLACK	Harness At Steering Column
LEFT FRONT WINDOW UP	GREEN/RED	At Driver Window Motor Inside Door
LEFT FRONT WINDOW DOWN	GREEN/BLACK	At Driver Window Motor Inside Door
RIGHT FRONT WINDOW UP	BROWN/YELLOW	Harness In Driver's Kick From Driver Door
RIGHT FRONT WINDOW DOWN	GREEN/YELLOW	Harness In Driver's Kick From Driver Door

INTERFACE	PART NUMBER	NOTES
Immobilizer Bypass Module	DEI 555CW or DEI 556UW	Required when installing a remote start system
Door Lock Interface	DEI 456LW	Optional when interfacing with door locks

Please verify all part numbers before ordering.

ADDITIONAL NOTES



AUDIO WIRING			
WIRE	COLOR	LOCATION	NOTES
RADIO 12V	PINK/YELLOW	Radio Harness	
RADIO SWITCHED	RED/WHITE	Radio Harness	
RADIO GROUND	Not in wiring harness	Ground to chassis strap	
ILLUMINATION (+)	ORANGE/BROWN	Radio Harness	
POWER ANTENNA (+)	ORANGE/RED	Radio Harness	
LEFT FRONT SPEAKER(+)	LIGHT GREEN/GREEN	Radio Harness or Speaker	
LEFT FRONT SPEAKER (-)	LIGHT GREEN/VIOLET	Radio Harness or Speaker	
RIGHT FRONT SPEAKER (+)	LIGHT BLUE/GREEN	Radio Harness or Speaker	
RIGHT FRONT SPEAKER (-)	LIGHT BLUE/VIOLET	Radio Harness or Speaker	
LEFT REAR SPEAKER (+)	BROWN/YELLOW	Radio Harness or Speaker	
LEFT REAR SPEAKER (-)	BLUE/LIGHT BLUE	Radio Harness or Speaker	
RIGHT REAR SPEAKER (+)	DARK BLUE/WHITE	Radio Harness or Speaker	
RIGHT REAR SPEAKER (-)	DARK BLUE/ORANGE	Radio Harness or Speaker	

FRONT SPEAKERS SIZE	REAR SPEAKERS SIZE	AMP LOCATION	NOTES
3.5", 6.5"	6x9"		

RADIO DASH KIT OPTIONS	RADIO WIRE HARNESS OPTIONS	ANTENNA ADAPTER OPTIONS
METRA 99-6000, SCOSCHE CJ1282B	METRA 70-1817, SCOSCHE CR01B	Not required

Please verify all part numbers before ordering.


ALARM REMOTE START WIRING

WIRE	COLOR	LOCATION
12V CONSTANT WIRE	PINK/BLACK & RED	Ignition Harness
STARTER WIRE	YELLOW	Ignition Harness
IGNITION WIRE	BLUE	Ignition Harness
SECOND IGNITION WIRE	GREEN/RED (20 gauge)	Ignition Harness
ACCESSORY WIRE	BLACK/ORANGE	Ignition Harness
SECOND ACCESSORY WIRE	BLACK/WHITE	Ignition Harness
POWER DOOR LOCK AND UNLOCK	WHITE/GREEN	In Gray Connector at Body Control Module Behind Fuse Box
Notes: A single wire is used to lock and unlock the doors. Door lock is positive trigger through a 1800 ohm resistor. Door unlock is positive trigger through a 750 ohm Refer to TechDoc 3957		
PARKING LIGHTS (+)	BLACK/YELLOW	At Headlight Switch
HEADLIGHTS (+)	PURPLE/WHITE	At Headlight Switch
LEFT FRONT DOOR TRIGGER (-)	TAN	In Gray Connector at Body Control Module Behind Fuse Box
RIGHT FRONT DOOR TRIGGER (-)	TAN/RED	In Gray Connector at Body Control Module Behind Fuse Box
LEFT REAR DOOR TRIGGER (-)	TAN/ORANGE	In Gray Connector at Body Control Module Behind Fuse Box
RIGHT REAR DOOR TRIGGER (-)	TAN/YELLOW	In Gray Connector at Body Control Module Behind Fuse Box
DOMESUPERVISION	USE DOOR TRIGGER	In Gray Connector at Body Control Module Behind Fuse Box
TRUNK TRIGGER (-)	TAN/BLACK	In Gray Connector at Body Control Module Behind Fuse Box
TRUNK RELEASE (5-wire)	BLACK/WHITE	In Gray Connector at Body Control Module Behind Fuse Box
FACTORY ALARM ARM AND DISARM	LT. GREEN/ORANGE	In Gray Connector at Body Control Module Behind Fuse Box
Notes: A single wire is used to arm and disarm the factory security system. Alarm arm is positive trigger through a 1800 ohm resistor Disarm is positive trigger through a 750 ohm resistor		
TACHOMETER WIRE	Wire that is NOT GREEN/LT.GREEN	At Ignition Coil Or Injector
BRAKE WIRE (+)	WHITE/TAN	Brake Pedal Switch
HORN TRIGGER (-)	BLACK/RED	Steering Column
LEFT FRONT WINDOW UP	LT.BLUE	At Driver Window Motor Inside Door
LEFT FRONT WINDOW DOWN	WHITE	At Driver Window Motor Inside Door
RIGHT FRONT WINDOW UP	BROWN/WHITE	Harness In Driver's Kick From Driver Door
RIGHT FRONT WINDOW DOWN	PURPLE/WHITE	Harness In Driver's Kick From Driver Door
LEFT REAR WINDOW UP	BLUE/WHITE	Harness In Driver's Kick From Driver Door
LEFT REAR WINDOW DOWN	RED/BLACK	Harness In Driver's Kick From Driver Door
RIGHT REAR WINDOW UP	GRAY/BLACK	Harness In Driver's Kick From Driver Door
RIGHT REAR WINDOW DOWN	GREEN/WHITE	Harness In Driver's Kick From Driver Door

INTERFACE	PART NUMBER	NOTES
Immobilizer Bypass Module	DEI 555CW or DEI 556UW	Required when installing a remote start system
Door Lock Interface	DEI 456LW	Optional when interfacing with door locks

Please verify all part numbers before ordering.

ADDITIONAL NOTES



AUDIO WIRING			
WIRE	COLOR	LOCATION	NOTES
RADIO 12V	ORANGE/BLACK	Radio Harness	
RADIO SWITCHED	WHITE/GREEN	Radio Harness	
RADIO GROUND	BLACK	Radio Harness	
ILLUMINATION (+)	GREEN/WHITE	Radio Harness	
POWER ANTENNA (+)		Radio Harness	
AMP TURN ON (+)		Radio Harness	
LEFT FRONT SPEAKER(+)	WHITE/BLUE	Radio Harness or Speaker	
LEFT FRONT SPEAKER (-)	BLACK/BLUE	Radio Harness or Speaker	
RIGHT FRONT SPEAKER (+)	VIOLET	Radio Harness or Speaker	
RIGHT FRONT SPEAKER (-)	BLUE/RED	Radio Harness or Speaker	
LEFT REAR SPEAKER (+)	BROWN/YELLOW	Radio Harness or Speaker	
LEFT REAR SPEAKER (-)	BROWN/LIGHT BLUE	Radio Harness or Speaker	
RIGHT REAR SPEAKER (+)	BLUE/WHITE	Radio Harness or Speaker	
RIGHT REAR SPEAKER (-)	BLUE/ORANGE	Radio Harness or Speaker	
FRONT SPEAKERS SIZE	REAR SPEAKERS SIZE	AMP LOCATION	NOTES
6x9"	6x9"		
RADIO DASH KIT OPTIONS		RADIO WIRE HARNESS OPTIONS	ANTENNA ADAPTER OPTIONS
METRA 99-6505, SCOSCHE CR1277B		METRA 70-1817, SCOSCHE CR01B	Not required
Please verify all part numbers before ordering.			

ALARM REMOTE START WIRING


WIRE	COLOR	LOCATION
12V CONSTANT WIRE	PINK/BLACK & RED	Ignition Harness
STARTER WIRE	YELLOW	Ignition Harness
IGNITION WIRE	BLUE	Ignition Harness
SECOND IGNITION WIRE	GREEN/RED (20 gauge)	Ignition Harness
ACCESSORY WIRE	BLACK/ORANGE	Ignition Harness
SECOND ACCESSORY WIRE	BLACK/WHITE	Ignition Harness
POWER DOOR LOCK AND UNLOCK	WHITE/GREEN	In Gray Connector at Body Control Module Behind Fuse Box
Notes: A single wire is used to lock and unlock the doors. Door lock is positive trigger through a 1800 ohm resistor. Door unlock is positive trigger through a 750 ohm Resistor Refer to TechDoc 3957		
PARKING LIGHTS (+)	BLACK/YELLOW	At Headlight Switch
HEADLIGHTS (+)	PURPLE/WHITE	At Headlight Switch
LEFT FRONT DOOR TRIGGER (-)	TAN	In Gray Connector at Body Control Module Behind Fuse Box
RIGHT FRONT DOOR TRIGGER (-)	TAN/RED	In Gray Connector at Body Control Module Behind Fuse Box
LEFT REAR DOOR TRIGGER (-)	TAN/ORANGE	In Gray Connector at Body Control Module Behind Fuse Box
RIGHT REAR DOOR TRIGGER (-)	TAN/YELLOW	In Gray Connector at Body Control Module Behind Fuse Box
DOMESUPERVISION	USE DOOR TRIGGER	In Gray Connector at Body Control Module Behind Fuse Box
TRUNK TRIGGER (-)	TAN/BLACK	In Gray Connector at Body Control Module Behind Fuse Box
TRUNK RELEASE (5-wire)	BLACK/WHITE	In Gray Connector at Body Control Module Behind Fuse Box
FACTORY ALARM ARM AND DISARM	LT. GREEN/ORANGE	In Gray Connector at Body Control Module Behind Fuse Box
Notes: A single wire is used to arm and disarm the factory security system. Alarm arm is positive trigger through a 1800 ohm resistor Disarm is positive trigger through a 750 ohm resistor		
TACHOMETER WIRE	Wire that is NOT GREEN/LT.GREEN	At Ignition Coil Or Injector
BRAKE WIRE (+)	WHITE/TAN	Brake Pedal Switch
HORN TRIGGER (-)	BLACK/RED	Steering Column
LEFT FRONT WINDOW UP	LT.BLUE	At Driver Window Motor Inside Door
LEFT FRONT WINDOW DOWN	WHITE	At Driver Window Motor Inside Door
RIGHT FRONT WINDOW UP	BROWN/WHITE	Harness In Driver's Kick From Driver Door
RIGHT FRONT WINDOW DOWN	PURPLE/WHITE	Harness In Driver's Kick From Driver Door
LEFT REAR WINDOW UP	BLUE/WHITE	Harness In Driver's Kick From Driver Door
LEFT REAR WINDOW DOWN	RED/BLACK	Harness In Driver's Kick From Driver Door
RIGHT REAR WINDOW UP	GRAY/BLACK	Harness In Driver's Kick From Driver Door
RIGHT REAR WINDOW DOWN	GREEN/WHITE	Harness In Driver's Kick From Driver Door

INTERFACE	PART NUMBER	NOTES
Immobilizer Bypass Module	DEI 555CW or DEI 556UW	Required when installing a remote start system
Door Lock Interface	DEI 456LW	Optional when interfacing with door locks

Please verify all part numbers before ordering.

Remote starter and security installations should be attempted by experienced security installers only. Information contained is accurate to the best of our knowledge and experience. Information contained is without any representation of warranty. It is the installer's responsibility to test and confirm all circuits with a digital multi-meter. Proper installation remains the responsibility of the installer. CarAlarmPros assumes no liability or responsibility resulting from an improper installation, even in reliance with the information contained in this guide.

ADDITIONAL NOTES



AUDIO WIRING			
WIRE	COLOR	LOCATION	NOTES
RADIO 12V	ORANGE/BLACK	Radio Harness	
RADIO SWITCHED	WHITE/GREEN	Radio Harness	
RADIO GROUND	BLACK	Radio Harness	
ILLUMINATION (+)	GREEN/WHITE	Radio Harness	
POWER ANTENNA (+)		Radio Harness	
AMP TURN ON (+)		Radio Harness	
LEFT FRONT SPEAKER(+)	WHITE/BLUE	Radio Harness or Speaker	
LEFT FRONT SPEAKER (-)	BLACK/BLUE	Radio Harness or Speaker	
RIGHT FRONT SPEAKER (+)	VIOLET	Radio Harness or Speaker	
RIGHT FRONT SPEAKER (-)	BLUE/RED	Radio Harness or Speaker	
LEFT REAR SPEAKER (+)	BROWN/YELLOW	Radio Harness or Speaker	
LEFT REAR SPEAKER (-)	BROWN/LIGHT BLUE	Radio Harness or Speaker	
RIGHT REAR SPEAKER (+)	BLUE/WHITE	Radio Harness or Speaker	
RIGHT REAR SPEAKER (-)	BLUE/ORANGE	Radio Harness or Speaker	
FRONT SPEAKERS SIZE	REAR SPEAKERS SIZE	AMP LOCATION	NOTES
6x9"	6x9"		
RADIO DASH KIT OPTIONS	RADIO WIRE HARNESS OPTIONS	ANTENNA ADAPTER OPTIONS	
METRA 99-6505, SCOSCHE CR1277B	METRA 70-6502, SCOSCHE CR02B	METRA 40-CR10, SCOSCHE CRAB	
Please verify all part numbers before ordering.			

Remote starter and security installations should be attempted by experienced security installers only. Information contained is accurate to the best of our knowledge and experience. Information contained is without any representation of warranty. It is the installer's responsibility to test and confirm all circuits with a digital multi-meter. Proper installation remains the responsibility of the installer. CarAlarmPros assumes no liability or responsibility resulting from an improper installation, even in reliance with the information contained in this guide.


ALARM REMOTE START WIRING

WIRE	COLOR	LOCATION
12V CONSTANT WIRE	PINK/BLACK & RED	Ignition Harness
STARTER WIRE	YELLOW	Ignition Harness
IGNITION WIRE	BLUE	Ignition Harness
SECOND IGNITION WIRE	GREEN/RED (20 gauge)	Ignition Harness
ACCESSORY WIRE	BLACK/ORANGE	Ignition Harness
SECOND ACCESSORY WIRE	BLACK/WHITE	Ignition Harness
POWER DOOR LOCK AND UNLOCK	WHITE/GREEN	In Gray Connector at Body Control Module Behind Fuse Box
Notes: A single wire is used to lock and unlock the doors. Door lock is positive trigger through a 1800 ohm resistor. Door unlock is positive trigger through a 750 ohm Resistor Refer to TechDoc 3957		
PARKING LIGHTS (+)	BLACK/YELLOW	At Headlight Switch
HEADLIGHTS (+)	PURPLE/WHITE	At Headlight Switch
LEFT FRONT DOOR TRIGGER (-)	TAN	In Gray Connector at Body Control Module Behind Fuse Box
RIGHT FRONT DOOR TRIGGER (-)	TAN/RED	In Gray Connector at Body Control Module Behind Fuse Box
LEFT REAR DOOR TRIGGER (-)	TAN/ORANGE	In Gray Connector at Body Control Module Behind Fuse Box
RIGHT REAR DOOR TRIGGER (-)	TAN/YELLOW	In Gray Connector at Body Control Module Behind Fuse Box
DOMESUPERVISION	USE DOOR TRIGGER	In Gray Connector at Body Control Module Behind Fuse Box
TRUNK TRIGGER (-)	TAN/BLACK	In Gray Connector at Body Control Module Behind Fuse Box
TRUNK RELEASE (5-wire)	BLACK/WHITE	In Gray Connector at Body Control Module Behind Fuse Box
FACTORY ALARM ARM AND DISARM	LT. GREEN/ORANGE	In Gray Connector at Body Control Module Behind Fuse Box
Notes: A single wire is used to arm and disarm the factory security system. Alarm arm is positive trigger through a 1800 ohm resistor Disarm is positive trigger through a 750 ohm resistor		
TACHOMETER WIRE	Wire that is NOT GREEN/LT.GREEN	At Ignition Coil Or Injector
BRAKE WIRE (+)	WHITE/TAN	Brake Pedal Switch
HORN TRIGGER (-)	BLACK/RED	Steering Column
LEFT FRONT WINDOW UP	LT.BLUE	At Driver Window Motor Inside Door
LEFT FRONT WINDOW DOWN	WHITE	At Driver Window Motor Inside Door
RIGHT FRONT WINDOW UP	BROWN/WHITE	Harness In Driver's Kick From Driver Door
RIGHT FRONT WINDOW DOWN	PURPLE/WHITE	Harness In Driver's Kick From Driver Door
LEFT REAR WINDOW UP	BLUE/WHITE	Harness In Driver's Kick From Driver Door
LEFT REAR WINDOW DOWN	RED/BLACK	Harness In Driver's Kick From Driver Door
RIGHT REAR WINDOW UP	GRAY/BLACK	Harness In Driver's Kick From Driver Door
RIGHT REAR WINDOW DOWN	GREEN/WHITE	Harness In Driver's Kick From Driver Door

INTERFACE	PART NUMBER	NOTES
Immobilizer Bypass Module	DEI 555CW or DEI 556UW	Required when installing a remote start system
Door Lock Interface	DEI 456LW	Optional when interfacing with door locks

Please verify all part numbers before ordering.

ADDITIONAL NOTES



AUDIO WIRING			
WIRE	COLOR	LOCATION	NOTES
RADIO 12V	ORANGE/BLACK	Radio Harness	
RADIO SWITCHED	WHITE/GREEN	Radio Harness	
RADIO GROUND	BLACK	Radio Harness	
ILLUMINATION (+)	GREEN/WHITE	Radio Harness	
POWER ANTENNA (+)		Radio Harness	
AMP TURN ON (+)		Radio Harness	
LEFT FRONT SPEAKER(+)	WHITE/BLUE	Radio Harness or Speaker	
LEFT FRONT SPEAKER (-)	BLACK/BLUE	Radio Harness or Speaker	
RIGHT FRONT SPEAKER (+)	VIOLET	Radio Harness or Speaker	
RIGHT FRONT SPEAKER (-)	BLUE/RED	Radio Harness or Speaker	
LEFT REAR SPEAKER (+)	BROWN/YELLOW	Radio Harness or Speaker	
LEFT REAR SPEAKER (-)	BROWN/LIGHT BLUE	Radio Harness or Speaker	
RIGHT REAR SPEAKER (+)	BLUE/WHITE	Radio Harness or Speaker	
RIGHT REAR SPEAKER (-)	BLUE/ORANGE	Radio Harness or Speaker	
FRONT SPEAKERS SIZE	REAR SPEAKERS SIZE	AMP LOCATION	NOTES
6x9"	6x9"		
RADIO DASH KIT OPTIONS	RADIO WIRE HARNESS OPTIONS	ANTENNA ADAPTER OPTIONS	
METRA 99-6505, SCOSCHE CR1277B	METRA 70-6502, SCOSCHE CR02B	METRA 40-CR10, SCOSCHE CRAB	
Please verify all part numbers before ordering.			

ALARM REMOTE START WIRING


WIRE	COLOR	LOCATION
12V CONSTANT WIRE	PINK/BLACK & RED	Ignition Harness
STARTER WIRE	YELLOW	Ignition Harness
IGNITION WIRE	BLUE	Ignition Harness
SECOND IGNITION WIRE	GREEN/RED (20 gauge)	Ignition Harness
ACCESSORY WIRE	BLACK/ORANGE	Ignition Harness
SECOND ACCESSORY WIRE	BLACK/WHITE	Ignition Harness
POWER DOOR LOCK AND UNLOCK	WHITE/GREEN	In Gray Connector at Body Control Module Behind Fuse Box
Notes: A single wire is used to lock and unlock the doors. Door lock is positive trigger through a 2700 ohm resistor. Door unlock is positive trigger through a 620 ohm resistor. Refer to TechDoc 3957		
PARKING LIGHTS (+)	BLACK/YELLOW	At Headlight Switch
HEADLIGHTS (+)	PURPLE/WHITE	At Headlight Switch
LEFT FRONT DOOR TRIGGER (-)	TAN	In Gray Connector at Body Control Module Behind Fuse Box
RIGHT FRONT DOOR TRIGGER (-)	TAN/RED	In Gray Connector at Body Control Module Behind Fuse Box
LEFT REAR DOOR TRIGGER (-)	TAN/ORANGE	In Gray Connector at Body Control Module Behind Fuse Box
RIGHT REAR DOOR TRIGGER (-)	TAN/YELLOW	In Gray Connector at Body Control Module Behind Fuse Box
DOMESUPERVISION	USE DOOR TRIGGER	In Gray Connector at Body Control Module Behind Fuse Box
TRUNK TRIGGER (-)	TAN/BLACK	In Gray Connector at Body Control Module Behind Fuse Box
TRUNK RELEASE (5-wire)	BLACK/WHITE	In Gray Connector at Body Control Module Behind Fuse Box
FACTORY ALARM ARM AND DISARM	LT. GREEN/ORANGE	In Gray Connector at Body Control Module Behind Fuse Box
Notes: A single wire is used to arm and disarm the factory security system. Alarm arm is positive trigger through a 1800 ohm resistor Disarm is positive trigger through a 750 ohm resistor		
TACHOMETER WIRE	Wire that is NOT GREEN/LT.GREEN	At Ignition Coil Or Injector
BRAKE WIRE (+)	WHITE/TAN	Brake Pedal Switch
HORN TRIGGER (-)	BLACK/RED	Steering Column
LEFT FRONT WINDOW UP	LT.BLUE	At Driver Window Motor Inside Door
LEFT FRONT WINDOW DOWN	WHITE	At Driver Window Motor Inside Door
RIGHT FRONT WINDOW UP	BROWN/WHITE	Harness In Driver's Kick From Driver Door
RIGHT FRONT WINDOW DOWN	PURPLE/WHITE	Harness In Driver's Kick From Driver Door
LEFT REAR WINDOW UP	BLUE/WHITE	Harness In Driver's Kick From Driver Door
LEFT REAR WINDOW DOWN	RED/BLACK	Harness In Driver's Kick From Driver Door
RIGHT REAR WINDOW UP	GRAY/BLACK	Harness In Driver's Kick From Driver Door
RIGHT REAR WINDOW DOWN	GREEN/WHITE	Harness In Driver's Kick From Driver Door

INTERFACE	PART NUMBER	NOTES
Immobilizer Bypass Module	DEI 555CW or DEI 556UW	Required when installing a remote start system
Door Lock Interface	DEI 456LW	Optional when interfacing with door locks

Please verify all part numbers before ordering.

Remote starter and security installations should be attempted by experienced security installers only. Information contained is accurate to the best of our knowledge and experience. Information contained is without any representation of warranty. It is the installer's responsibility to test and confirm all circuits with a digital multi-meter. Proper installation remains the responsibility of the installer. CarAlarmPros assumes no liability or responsibility resulting from an improper installation, even in reliance with the information contained in this guide.

ADDITIONAL NOTES



AUDIO WIRING			
WIRE	COLOR	LOCATION	NOTES
RADIO 12V	ORANGE/BLACK	Radio Harness	
RADIO SWITCHED	WHITE/GREEN	Radio Harness	
RADIO GROUND	BLACK	Radio Harness	
ILLUMINATION (+)	GREEN/WHITE	Radio Harness	
POWER ANTENNA (+)		Radio Harness	
AMP TURN ON (+)		Radio Harness	
LEFT FRONT SPEAKER(+)	WHITE/BLUE	Radio Harness or Speaker	
LEFT FRONT SPEAKER (-)	BLACK/BLUE	Radio Harness or Speaker	
RIGHT FRONT SPEAKER (+)	VIOLET	Radio Harness or Speaker	
RIGHT FRONT SPEAKER (-)	BLUE/RED	Radio Harness or Speaker	
LEFT REAR SPEAKER (+)	BROWN/YELLOW	Radio Harness or Speaker	
LEFT REAR SPEAKER (-)	BROWN/LIGHT BLUE	Radio Harness or Speaker	
RIGHT REAR SPEAKER (+)	BLUE/WHITE	Radio Harness or Speaker	
RIGHT REAR SPEAKER (-)	BLUE/ORANGE	Radio Harness or Speaker	
FRONT SPEAKERS SIZE	REAR SPEAKERS SIZE	AMP LOCATION	NOTES
6x9"	6x9"		
RADIO DASH KIT OPTIONS	RADIO WIRE HARNESS OPTIONS	ANTENNA ADAPTER OPTIONS	
METRA 99-6505, SCOSCHE CR1277B	METRA 70-6502, SCOSCHE CR02B	METRA 40-CR10, SCOSCHE CRAB	
Please verify all part numbers before ordering.			

ALARM REMOTE START WIRING

WIRE	COLOR	LOCATION
12V CONSTANT WIRE	PINK/BLACK & RED	Ignition Harness
STARTER WIRE	YELLOW	Ignition Harness
IGNITION WIRE	BLUE	Ignition Harness
SECOND IGNITION WIRE	GREEN/RED (20 gauge)	Ignition Harness
ACCESSORY WIRE	BLACK/ORANGE	Ignition Harness
SECOND ACCESSORY WIRE	BLACK/WHITE	Ignition Harness
POWER DOOR LOCK AND UNLOCK	WHITE/GREEN	In Gray Connector at Body Control Module Behind Fuse Box
Notes: A single wire is used to lock and unlock the doors. Door lock is positive trigger through a 2700 ohm resistor. Door unlock is positive trigger through a 620 ohm resistor. Refer to TechDoc 3957		
PARKING LIGHTS (+)	BLACK/YELLOW	At Headlight Switch
HEADLIGHTS (+)	PURPLE/WHITE	At Headlight Switch
LEFT FRONT DOOR TRIGGER (-)	TAN	In Gray Connector at Body Control Module Behind Fuse Box
RIGHT FRONT DOOR TRIGGER (-)	TAN/RED	In Gray Connector at Body Control Module Behind Fuse Box
LEFT REAR DOOR TRIGGER (-)	TAN/ORANGE	In Gray Connector at Body Control Module Behind Fuse Box
RIGHT REAR DOOR TRIGGER (-)	TAN/YELLOW	In Gray Connector at Body Control Module Behind Fuse Box
DOMESUPERVISION	USE DOOR TRIGGER	In Gray Connector at Body Control Module Behind Fuse Box
TRUNK TRIGGER (-)	TAN/BLACK	In Gray Connector at Body Control Module Behind Fuse Box
TRUNK RELEASE (5-wire)	BLACK/WHITE	In Gray Connector at Body Control Module Behind Fuse Box
FACTORY ALARM ARM AND DISARM	LT. GREEN/ORANGE	In Gray Connector at Body Control Module Behind Fuse Box
Notes: A single wire is used to arm and disarm the factory security system. Alarm arm is positive trigger through a 1800 ohm resistor Disarm is positive trigger through a 750 ohm resistor		
TACHOMETER WIRE	Wire that is NOT GREEN/LT.GREEN	At Ignition Coil Or Injector
BRAKE WIRE (+)	WHITE/TAN	Brake Pedal Switch
HORN TRIGGER (-)	BLACK/RED	Steering Column
LEFT FRONT WINDOW UP	LT.BLUE	At Driver Window Motor Inside Door
LEFT FRONT WINDOW DOWN	WHITE	At Driver Window Motor Inside Door
RIGHT FRONT WINDOW UP	BROWN/WHITE	Harness In Driver's Kick From Driver Door
RIGHT FRONT WINDOW DOWN	PURPLE/WHITE	Harness In Driver's Kick From Driver Door
LEFT REAR WINDOW UP	BLUE/WHITE	Harness In Driver's Kick From Driver Door
LEFT REAR WINDOW DOWN	RED/BLACK	Harness In Driver's Kick From Driver Door
RIGHT REAR WINDOW UP	GRAY/BLACK	Harness In Driver's Kick From Driver Door
RIGHT REAR WINDOW DOWN	GREEN/WHITE	Harness In Driver's Kick From Driver Door

INTERFACE	PART NUMBER	NOTES
Immobilizer Bypass Module	DEI 555CW or DEI 556UW	Required when installing a remote start system
Door Lock Interface	DEI 456LW	Optional when interfacing with door locks

Please verify all part numbers before ordering.

Remote starter and security installations should be attempted by experienced security installers only. Information contained is accurate to the best of our knowledge and experience. Information contained is without any representation of warranty. It is the installer's responsibility to test and confirm all circuits with a digital multi-meter. Proper installation remains the responsibility of the installer. CarAlarmPros assumes no liability or responsibility resulting from an improper installation, even in reliance with the information contained in this guide.

ADDITIONAL NOTES



AUDIO WIRING			
WIRE	COLOR	LOCATION	NOTES
RADIO 12V	ORANGE/BLACK	Radio Harness	
RADIO SWITCHED	WHITE/GREEN	Radio Harness	
RADIO GROUND	BLACK	Radio Harness	
ILLUMINATION (+)	GREEN/WHITE	Radio Harness	
POWER ANTENNA (+)		Radio Harness	
AMP TURN ON (+)		Radio Harness	
LEFT FRONT SPEAKER(+)	WHITE/BLUE	Radio Harness or Speaker	
LEFT FRONT SPEAKER (-)	BLACK/BLUE	Radio Harness or Speaker	
RIGHT FRONT SPEAKER (+)	VIOLET	Radio Harness or Speaker	
RIGHT FRONT SPEAKER (-)	BLUE/RED	Radio Harness or Speaker	
LEFT REAR SPEAKER (+)	BROWN/YELLOW	Radio Harness or Speaker	
LEFT REAR SPEAKER (-)	BROWN/LIGHT BLUE	Radio Harness or Speaker	
RIGHT REAR SPEAKER (+)	BLUE/WHITE	Radio Harness or Speaker	
RIGHT REAR SPEAKER (-)	BLUE/ORANGE	Radio Harness or Speaker	
FRONT SPEAKERS SIZE	REAR SPEAKERS SIZE	AMP LOCATION	NOTES
6x9"	6x9"		
RADIO DASH KIT OPTIONS	RADIO WIRE HARNESS OPTIONS	ANTENNA ADAPTER OPTIONS	
METRA 99-6505, SCOSCHE CR1277B	METRA 70-6502, SCOSCHE CR02B	METRA 40-CR10, SCOSCHE CRAB	
Please verify all part numbers before ordering.			

ALARM REMOTE START WIRING


WIRE	COLOR	LOCATION
12V CONSTANT WIRE	PINK/BLACK & RED	Ignition Harness
STARTER WIRE	YELLOW	Ignition Harness
IGNITION WIRE	BLUE	Ignition Harness
SECOND IGNITION WIRE	GREEN/RED (20 gauge)	Ignition Harness
ACCESSORY WIRE	BLACK/ORANGE	Ignition Harness
SECOND ACCESSORY WIRE	BLACK/WHITE	Ignition Harness
POWER DOOR LOCK AND UNLOCK	WHITE/GREEN	In Gray Connector at Body Control Module Behind Fuse Box
Notes: A single wire is used to lock and unlock the doors. Door lock is positive trigger through a 2700 ohm resistor. Door unlock is positive trigger through a 620 ohm resistor. Refer to TechDoc 3957		
PARKING LIGHTS (+)	BLACK/YELLOW	At Headlight Switch
HEADLIGHTS (+)	PURPLE/WHITE	At Headlight Switch
LEFT FRONT DOOR TRIGGER (-)	TAN	In Gray Connector at Body Control Module Behind Fuse Box
RIGHT FRONT DOOR TRIGGER (-)	TAN/RED	In Gray Connector at Body Control Module Behind Fuse Box
LEFT REAR DOOR TRIGGER (-)	TAN/ORANGE	In Gray Connector at Body Control Module Behind Fuse Box
RIGHT REAR DOOR TRIGGER (-)	TAN/YELLOW	In Gray Connector at Body Control Module Behind Fuse Box
DOMESUPERVISION	USE DOOR TRIGGER	In Gray Connector at Body Control Module Behind Fuse Box
TRUNK TRIGGER (-)	TAN/BLACK	In Gray Connector at Body Control Module Behind Fuse Box
TRUNK RELEASE (5-wire)	BLACK/WHITE	In Gray Connector at Body Control Module Behind Fuse Box
FACTORY ALARM ARM AND DISARM	LT. GREEN/ORANGE	In Gray Connector at Body Control Module Behind Fuse Box
Notes: A single wire is used to arm and disarm the factory security system. Alarm arm is positive trigger through a 1800 ohm resistor Disarm is positive trigger through a 750 ohm resistor		
TACHOMETER WIRE	Wire that is NOT GREEN/LT.GREEN	At Ignition Coil Or Injector
BRAKE WIRE (+)	WHITE/TAN	Brake Pedal Switch
HORN TRIGGER (-)	BLACK/RED	Steering Column
LEFT FRONT WINDOW UP	LT.BLUE	At Driver Window Motor Inside Door
LEFT FRONT WINDOW DOWN	WHITE	At Driver Window Motor Inside Door
RIGHT FRONT WINDOW UP	BROWN/WHITE	Harness In Driver's Kick From Driver Door
RIGHT FRONT WINDOW DOWN	PURPLE/WHITE	Harness In Driver's Kick From Driver Door
LEFT REAR WINDOW UP	BLUE/WHITE	Harness In Driver's Kick From Driver Door
LEFT REAR WINDOW DOWN	RED/BLACK	Harness In Driver's Kick From Driver Door
RIGHT REAR WINDOW UP	GRAY/BLACK	Harness In Driver's Kick From Driver Door
RIGHT REAR WINDOW DOWN	GREEN/WHITE	Harness In Driver's Kick From Driver Door

INTERFACE	PART NUMBER	NOTES
Immobilizer Bypass Module	DEI 555CW or DEI 556UW	Required when installing a remote start system
Door Lock Interface	DEI 456LW	Optional when interfacing with door locks

Please verify all part numbers before ordering.

Remote starter and security installations should be attempted by experienced security installers only. Information contained is accurate to the best of our knowledge and experience. Information contained is without any representation of warranty. It is the installer's responsibility to test and confirm all circuits with a digital multi-meter. Proper installation remains the responsibility of the installer. CarAlarmPros assumes no liability or responsibility resulting from an improper installation, even in reliance with the information contained in this guide.

ADDITIONAL NOTES



AUDIO WIRING			
WIRE	COLOR	LOCATION	NOTES
RADIO 12V	ORANGE/BLACK	Radio Harness	
RADIO SWITCHED	WHITE/GREEN	Radio Harness	
RADIO GROUND	BLACK	Radio Harness	
ILLUMINATION (+)	GREEN/WHITE	Radio Harness	
POWER ANTENNA (+)		Radio Harness	
AMP TURN ON (+)		Radio Harness	
LEFT FRONT SPEAKER(+)	WHITE/BLUE	Radio Harness or Speaker	
LEFT FRONT SPEAKER (-)	BLACK/BLUE	Radio Harness or Speaker	
RIGHT FRONT SPEAKER (+)	VIOLET	Radio Harness or Speaker	
RIGHT FRONT SPEAKER (-)	BLUE/RED	Radio Harness or Speaker	
LEFT REAR SPEAKER (+)	BROWN/YELLOW	Radio Harness or Speaker	
LEFT REAR SPEAKER (-)	BROWN/LIGHT BLUE	Radio Harness or Speaker	
RIGHT REAR SPEAKER (+)	BLUE/WHITE	Radio Harness or Speaker	
RIGHT REAR SPEAKER (-)	BLUE/ORANGE	Radio Harness or Speaker	
FRONT SPEAKERS SIZE	REAR SPEAKERS SIZE	AMP LOCATION	NOTES
6x9"	6x9"		
RADIO DASH KIT OPTIONS	RADIO WIRE HARNESS OPTIONS	ANTENNA ADAPTER OPTIONS	
METRA 99-6505, SCOSCHE CR1277B	METRA 70-6502, SCOSCHE CR02B	METRA 40-CR10, SCOSCHE CRAB	
Please verify all part numbers before ordering.			

Remote starter and security installations should be attempted by experienced security installers only. Information contained is accurate to the best of our knowledge and experience. Information contained is without any representation of warranty. It is the installer's responsibility to test and confirm all circuits with a digital multi-meter. Proper installation remains the responsibility of the installer. CarAlarmPros assumes no liability or responsibility resulting from an improper installation, even in reliance with the information contained in this guide.


ALARM REMOTE START WIRING

WIRE	COLOR	LOCATION
12V CONSTANT WIRE	PINK/BLACK & RED	Ignition Harness
STARTER WIRE	YELLOW	Ignition Harness
IGNITION WIRE	BLUE	Ignition Harness
SECOND IGNITION WIRE	GREEN/RED (20 gauge)	Ignition Harness
ACCESSORY WIRE	BLACK/ORANGE	Ignition Harness
SECOND ACCESSORY WIRE	BLACK/WHITE	Ignition Harness
POWER DOOR LOCK AND UNLOCK	WHITE/GREEN	In Gray Connector at Body Control Module Behind Fuse Box
Notes: A single wire is used to lock and unlock the doors. Door lock is positive trigger through a 2700 ohm resistor. Door unlock is positive trigger through a 620 ohm resistor. Refer to TechDoc 3957		
PARKING LIGHTS (+)	BLACK/YELLOW	At Headlight Switch
HEADLIGHTS (+)	PURPLE/WHITE	At Headlight Switch
LEFT FRONT DOOR TRIGGER (-)	TAN	In Gray Connector at Body Control Module Behind Fuse Box
RIGHT FRONT DOOR TRIGGER (-)	TAN/RED	In Gray Connector at Body Control Module Behind Fuse Box
LEFT REAR DOOR TRIGGER (-)	TAN/ORANGE	In Gray Connector at Body Control Module Behind Fuse Box
RIGHT REAR DOOR TRIGGER (-)	TAN/YELLOW	In Gray Connector at Body Control Module Behind Fuse Box
DOMESUPERVISION	USE DOOR TRIGGER	In Gray Connector at Body Control Module Behind Fuse Box
TRUNK TRIGGER (-)	TAN/BLACK	In Gray Connector at Body Control Module Behind Fuse Box
TRUNK RELEASE (5-wire)	BLACK/WHITE	In Gray Connector at Body Control Module Behind Fuse Box
FACTORY ALARM ARM AND DISARM	LT. GREEN/ORANGE	In Gray Connector at Body Control Module Behind Fuse Box
Notes: A single wire is used to arm and disarm the factory security system. Alarm arm is positive trigger through a 1800 ohm resistor Disarm is positive trigger through a 750 ohm resistor		
TACHOMETER WIRE	Wire that is NOT GREEN/LT.GREEN	At Ignition Coil Or Injector
BRAKE WIRE (+)	WHITE/TAN	Brake Pedal Switch
HORN TRIGGER (-)	BLACK/RED	Steering Column
LEFT FRONT WINDOW UP	LT.BLUE	At Driver Window Motor Inside Door
LEFT FRONT WINDOW DOWN	WHITE	At Driver Window Motor Inside Door
RIGHT FRONT WINDOW UP	BROWN/WHITE	Harness In Driver's Kick From Driver Door
RIGHT FRONT WINDOW DOWN	PURPLE/WHITE	Harness In Driver's Kick From Driver Door
LEFT REAR WINDOW UP	BLUE/WHITE	Harness In Driver's Kick From Driver Door
LEFT REAR WINDOW DOWN	RED/BLACK	Harness In Driver's Kick From Driver Door
RIGHT REAR WINDOW UP	GRAY/BLACK	Harness In Driver's Kick From Driver Door
RIGHT REAR WINDOW DOWN	GREEN/WHITE	Harness In Driver's Kick From Driver Door

INTERFACE	PART NUMBER	NOTES
Immobilizer Bypass Module	DEI 555CW or DEI 556UW	Required when installing a remote start system
Door Lock Interface	DEI 456LW	Optional when interfacing with door locks

Please verify all part numbers before ordering.

ADDITIONAL NOTES



AUDIO WIRING			
WIRE	COLOR	LOCATION	NOTES
RADIO 12V	ORANGE/BLACK	Radio Harness	
RADIO SWITCHED	WHITE/GREEN	Radio Harness	
RADIO GROUND	BLACK	Radio Harness	
ILLUMINATION (+)	GREEN/WHITE	Radio Harness	
POWER ANTENNA (+)		Radio Harness	
AMP TURN ON (+)		Radio Harness	
LEFT FRONT SPEAKER(+)	WHITE/BLUE	Radio Harness or Speaker	
LEFT FRONT SPEAKER (-)	BLACK/BLUE	Radio Harness or Speaker	
RIGHT FRONT SPEAKER (+)	VIOLET	Radio Harness or Speaker	
RIGHT FRONT SPEAKER (-)	BLUE/RED	Radio Harness or Speaker	
LEFT REAR SPEAKER (+)	BROWN/YELLOW	Radio Harness or Speaker	
LEFT REAR SPEAKER (-)	BROWN/LIGHT BLUE	Radio Harness or Speaker	
RIGHT REAR SPEAKER (+)	BLUE/WHITE	Radio Harness or Speaker	
RIGHT REAR SPEAKER (-)	BLUE/ORANGE	Radio Harness or Speaker	
FRONT SPEAKERS SIZE	REAR SPEAKERS SIZE	AMP LOCATION	NOTES
6x9"	6x9"		
RADIO DASH KIT OPTIONS	RADIO WIRE HARNESS OPTIONS	ANTENNA ADAPTER OPTIONS	
METRA 99-6505, SCOSCHE CR1277B	METRA 70-6502, SCOSCHE CR02B	METRA 40-CR10, SCOSCHE CRAB	
Please verify all part numbers before ordering.			