

TRIPLE S *Customs*

EAGLE TALON 1990-1998 VEHICLE WIRING

WIRING INFORMATION: 1990 Eagle Talon

WIRE	WIRE COLOR	LOCATION
12V CONSTANT WIRE	WHITE or BLACK	Ignition Harness
12V IGNITION WIRE	BLACK/WHITE	Ignition Harness
12V ACCESSORY WIRE	BLUE/BLACK	Ignition Harness
STARTER WIRE	BLACK/YELLOW	Ignition Harness
POWER DOOR LOCK (-)	BROWN/BLUE	At Relays On Right Side Of Steering Column
POWER DOOR UNLOCK (-)	BROWN/WHITE	At Relays On Right Side Of Steering Column
PARKING LIGHTS (+)	GREEN/WHITE	Harness Under Dash Above Hood Release Cable
DOOR TRIGGER (-)	GREEN/RED	Harness Under Dash Above Hood Release Cable
TRUNK TRIGGER		Tied In With Doors
DOMELIGHT SUPERVISION (-)		Use Door Trigger
TACHOMETER WIRE	WHITE	At Instrument Cluster Or Ignition Coil
FACTORY ALARM DISARM (-)	BROWN/WHITE or BROWN/BLACK	Harness Coming Into Vehicle From Driver's Door
BRAKE WIRE (+)	GREEN	At Brake Pedal Switch
HORN TRIGGER (-/+)	GREEN/BLACK (-) and GREEN/WHITE (+)	At Harness At Steering Column At Fuse Box
<ul style="list-style-type: none"> The horn only works when the ignition is on. To honk horn, wire a relay to pulse positive to GREEN/WHITE and one to pulse negative to GREEN/BLACK at the steering column. The GREEN/WHITE can be found at the fuse box. 		
LEFT FRONT WINDOW UP	RED	At Driver Window Motor Inside Door
LEFT FRONT WINDOW DOWN	GREEN	At Driver Window Motor Inside Door
RIGHT FRONT WINDOW UP	RED/BLUE	Harness In Driver's Kick From Driver Door
RIGHT FRONT WINDOW DOWN	BLACK/BLUE	Harness In Driver's Kick From Driver Door

WIRING INFORMATION: 1991 Eagle Talon

WIRE	WIRE COLOR	LOCATION
12V CONSTANT WIRE	WHITE or BLACK	Ignition Harness
12V IGNITION WIRE	BLACK/WHITE	Ignition Harness
12V ACCESSORY WIRE	BLUE/BLACK	Ignition Harness
STARTER WIRE	BLACK/YELLOW	Ignition Harness
POWER DOOR LOCK (-)	BROWN/BLUE	At Relays On Right Side Of Steering Column
POWER DOOR UNLOCK (-)	BROWN/WHITE	At Relays On Right Side Of Steering Column
PARKING LIGHTS (+)	GREEN/WHITE	Harness Under Dash Above Hood Release Cable
DOOR TRIGGER (-)	GREEN/RED	Harness Under Dash Above Hood Release Cable
TRUNK TRIGGER		Tied In With Doors
DOMELIGHT SUPERVISION (-)		Use Door Trigger
TACHOMETER WIRE	WHITE	At Instrument Cluster Or Ignition Coil
FACTORY ALARM DISARM (-)	BROWN/WHITE or BROWN/BLACK	Harness Coming Into Vehicle From Driver's Door
BRAKE WIRE (+)	GREEN	At Brake Pedal Switch
HORN TRIGGER (-/+)	GREEN/BLACK (-) and GREEN/WHITE (+)	At Harness At Steering Column At Fuse Box
<ul style="list-style-type: none"> The horn only works when the ignition is on. To honk horn, wire a relay to pulse positive to GREEN/WHITE and one to pulse negative to GREEN/BLACK at the steering column. The GREEN/WHITE can be found at the fuse box. 		
LEFT FRONT WINDOW UP	RED	At Driver Window Motor Inside Door
LEFT FRONT WINDOW DOWN	GREEN	At Driver Window Motor Inside Door
RIGHT FRONT WINDOW UP	RED/BLUE	Harness In Driver's Kick From Driver Door
RIGHT FRONT WINDOW DOWN	BLACK/BLUE	Harness In Driver's Kick From Driver Door

WIRING INFORMATION: 1992 Eagle Talon

WIRE	WIRE COLOR	LOCATION
12V CONSTANT WIRE	WHITE or BLACK	Ignition Harness
12V IGNITION WIRE	BLACK/WHITE	Ignition Harness
12V ACCESSORY WIRE	BLUE/BLACK	Ignition Harness
STARTER WIRE	BLACK/YELLOW	Ignition Harness
POWER DOOR LOCK (-)	BROWN/BLUE	At Relays On Right Side Of Steering Column
POWER DOOR UNLOCK (-)	BROWN/WHITE	At Relays On Right Side Of Steering Column
PARKING LIGHTS (+)	GREEN/WHITE	Harness Under Dash Above Hood Release Cable
DOOR TRIGGER (-)	GREEN/RED	Harness Under Dash Above Hood Release Cable
TRUNK TRIGGER		Tied In With Doors
DOMELIGHT SUPERVISION (-)		Use Door Trigger
TACHOMETER WIRE	WHITE	At Instrument Cluster Or Ignition Coil
FACTORY ALARM DISARM (-)	BROWN/WHITE or BROWN/BLACK	Harness Coming Into Vehicle From Driver's Door
BRAKE WIRE (+)	GREEN	At Brake Pedal Switch
HORN TRIGGER (-/+)	GREEN/BLACK (-) and GREEN/WHITE (+)	At Harness At Steering Column At Fuse Box
<ul style="list-style-type: none"> The horn only works when the ignition is on. To honk horn, wire a relay to pulse positive to GREEN/WHITE and one to pulse negative to GREEN/BLACK at the steering column. The GREEN/WHITE can be found at the fuse box. 		
LEFT FRONT WINDOW UP	RED	At Driver Window Motor Inside Door
LEFT FRONT WINDOW DOWN	GREEN	At Driver Window Motor Inside Door
RIGHT FRONT WINDOW UP	RED/BLUE	Harness In Driver's Kick From Driver Door
RIGHT FRONT WINDOW DOWN	BLACK/BLUE	Harness In Driver's Kick From Driver Door

WIRING INFORMATION: 1993 Eagle Talon





WIRE	WIRE COLOR	LOCATION
12V CONSTANT WIRE	WHITE or BLACK	Ignition Harness
12V IGNITION WIRE	BLACK/WHITE	Ignition Harness
12V ACCESSORY WIRE	BLUE/BLACK	Ignition Harness
STARTER WIRE	BLACK/YELLOW	Ignition Harness
POWER DOOR LOCK (-)	BROWN/BLUE	At Relays On Right Side Of Steering Column
POWER DOOR UNLOCK (-)	BROWN/WHITE	At Relays On Right Side Of Steering Column
PARKING LIGHTS (+)	GREEN/WHITE	Harness Under Dash Above Hood Release Cable
DOOR TRIGGER (-)	GREEN/RED	Harness Under Dash Above Hood Release Cable
TRUNK TRIGGER		Tied In With Doors
DOMELIGHT SUPERVISION (-)		Use Door Trigger
TACHOMETER WIRE	WHITE	At Instrument Cluster Or Ignition Coil
FACTORY ALARM DISARM (-)	BROWN/WHITE or BROWN/BLACK	Harness Coming Into Vehicle From Driver's Door
BRAKE WIRE (+)	GREEN	At Brake Pedal Switch
HORN TRIGGER (-/+)	GREEN/BLACK (-) and GREEN/WHITE (+)	At Harness At Steering Column At Fuse Box
<ul style="list-style-type: none"> The horn only works when the ignition is on. To honk horn, wire a relay to pulse positive to GREEN/WHITE and one to pulse negative to GREEN/BLACK at the steering column. The GREEN/WHITE can be found at the fuse box. 		
LEFT FRONT WINDOW UP	RED	At Driver Window Motor Inside Door
LEFT FRONT WINDOW DOWN	GREEN	At Driver Window Motor Inside Door
RIGHT FRONT WINDOW UP	RED/BLUE	Harness In Driver's Kick From Driver Door
RIGHT FRONT WINDOW DOWN	BLACK/BLUE	Harness In Driver's Kick From Driver Door

WIRING INFORMATION: 1994 Eagle Talon

WIRE	WIRE COLOR	LOCATION
12V CONSTANT WIRE	WHITE or BLACK	Ignition Harness
12V IGNITION WIRE	BLACK/WHITE	Ignition Harness
12V ACCESSORY WIRE	BLUE/BLACK	Ignition Harness
STARTER WIRE	BLACK/YELLOW	Ignition Harness
POWER DOOR LOCK (-)	BROWN/BLUE	At Relays On Right Side Of Steering Column
POWER DOOR UNLOCK (-)	BROWN/WHITE	At Relays On Right Side Of Steering Column
PARKING LIGHTS (+)	GREEN/WHITE	Harness Under Dash Above Hood Release Cable
DOOR TRIGGER (-)	GREEN/RED	Harness Under Dash Above Hood Release Cable
TRUNK TRIGGER		Tied In With Doors
DOMELIGHT SUPERVISION (-)		Use Door Trigger
TACHOMETER WIRE	WHITE	At Instrument Cluster Or Ignition Coil
FACTORY ALARM DISARM (-)	BROWN/WHITE or BROWN/BLACK	Harness Coming Into Vehicle From Driver's Door
BRAKE WIRE (+)	GREEN	At Brake Pedal Switch
HORN TRIGGER (-/+)	GREEN/BLACK (-) and GREEN/WHITE (+)	At Harness At Steering Column At Fuse Box
<ul style="list-style-type: none"> The horn only works when the ignition is on. To honk horn, wire a relay to pulse positive to GREEN/WHITE and one to pulse negative to GREEN/BLACK at the steering column. The GREEN/WHITE can be found at the fuse box. 		
LEFT FRONT WINDOW UP	RED	At Driver Window Motor Inside Door
LEFT FRONT WINDOW DOWN	GREEN	At Driver Window Motor Inside Door
RIGHT FRONT WINDOW UP	RED/BLUE	Harness In Driver's Kick From Driver Door
RIGHT FRONT WINDOW DOWN	BLACK/BLUE	Harness In Driver's Kick From Driver Door





WIRING INFORMATION: 1995 Eagle Talon

WIRE	WIRE COLOR	WIRE LOCATION
12V CONSTANT WIRE	WHITE	Ignition Harness
STARTER WIRE	BLACK/RED	Ignition Harness
IGNITION WIRE	BLACK/WHITE	Ignition Harness
ACCESSORY WIRE	BLUE/BLACK	Ignition Harness
POWER DOOR LOCK (-)	BROWN/WHITE	Harness In Driver's Kick Panel From Driver's Door
POWER DOOR UNLOCK (-)	BROWN	
PARKING LIGHTS (+)	GREEN/WHITE	Connector At Top Left Of Fuse Box
DOOR TRIGGER (-)	RED/WHITE	3-pin Connector Behind Grill On Lower Driver's Side Dash
DOVE SUPERVISION (-)	RED/GREEN	Harness In Driver's Kick Panel
TRUNK TRIGGER (-)	Door trigger wire will also catch rear hatch.	
HOOD TRIGGER (-)	BLUE/BLACK	Harness At Fuse Box
FACTORY ALARM ARM	ARMS WITH LOCK	
FACTORY ALARM DISARM	DISARMS WITH UNLOCK	
DISARM NO UNLOCK (-)	GREEN/WHITE	Harness Coming Into Vehicle From Driver's Door
TACHOMETER	WHITE	Behind Instrument Cluster Or Ignition Coil
BRAKE WIRE (+)	GREEN	At Brake Pedal Switch
HORN TRIGGER (-)	GREEN/BLACK	White 3-pin Connector At Column
LEFT FRONT WINDOW UP	GREEN/RED	At Driver Window Motor Inside Door
LEFT FRONT WINDOW DOWN	GREEN/BLACK	At Driver Window Motor Inside Door
RIGHT FRONT WINDOW UP	BROWN/YELLOW	Harness In Driver's Kick From Driver Door
RIGHT FRONT WINDOW DOWN	GREEN/YELLOW	Harness In Driver's Kick From Driver Door






WIRING INFORMATION: 1996 Eagle Talon

WIRE	WIRE COLOR	WIRE LOCATION
12V CONSTANT WIRE	WHITE	Ignition Harness
STARTER WIRE	BLACK/RED	Ignition Harness
IGNITION WIRE	BLACK/WHITE	Ignition Harness
ACCESSORY WIRE	BLUE/BLACK	Ignition Harness
POWER DOOR LOCK (-)	BROWN/WHITE	Harness In Driver's Kick Panel From Driver's Door
POWER DOOR UNLOCK (-)	BROWN	
PARKING LIGHTS (+)	GREEN/WHITE	Connector At Top Left Of Fuse Box
DOOR TRIGGER (-)	RED/WHITE	3-pin Connector Behind Grill On Lower Driver's Side Dash
DOVE SUPERVISION (-)	RED/GREEN	Harness In Driver's Kick Panel
TRUNK TRIGGER (-)	Door trigger wire will also catch rear hatch.	
HOOD TRIGGER (-)	BLUE/BLACK	Harness At Fuse Box
FACTORY ALARM ARM	ARMS WITH LOCK	
FACTORY ALARM DISARM	DISARMS WITH UNLOCK	
DISARM NO UNLOCK (-)	GREEN/WHITE	Harness Coming Into Vehicle From Driver's Door
TACHOMETER	WHITE	Behind Instrument Cluster Or Ignition Coil
BRAKE WIRE (+)	GREEN	At Brake Pedal Switch
HORN TRIGGER (-)	GREEN/BLACK	White 3-pin Connector At Column
LEFT FRONT WINDOW UP	GREEN/RED	At Driver Window Motor Inside Door
LEFT FRONT WINDOW DOWN	GREEN/BLACK	At Driver Window Motor Inside Door
RIGHT FRONT WINDOW UP	BROWN/YELLOW	Harness In Driver's Kick From Driver Door
RIGHT FRONT WINDOW DOWN	GREEN/YELLOW	Harness In Driver's Kick From Driver Door



WIRING INFORMATION: 1997 Eagle Talon

WIRE	WIRE COLOR	WIRE LOCATION
12V CONSTANT WIRE	WHITE	Ignition Harness
STARTER WIRE	BLACK/RED	Ignition Harness
IGNITION WIRE	BLACK/WHITE	Ignition Harness
ACCESSORY WIRE	BLUE/BLACK	Ignition Harness
POWER DOOR LOCK (-)	BROWN/WHITE	Harness In Driver's Kick Panel From Driver's Door
POWER DOOR UNLOCK (-)	BROWN	
PARKING LIGHTS (+)	GREEN/WHITE	Connector At Top Left Of Fuse Box
DOOR TRIGGER (-)	RED/WHITE	3-pin Connector Behind Grill On Lower Driver's Side Dash
DOVE SUPERVISION (-)	RED/GREEN	Harness In Driver's Kick Panel
TRUNK TRIGGER (-)	Door trigger wire will also catch rear hatch.	
HOOD TRIGGER (-)	BLUE/BLACK	Harness At Fuse Box
FACTORY ALARM ARM	ARMS WITH LOCK	
FACTORY ALARM DISARM	DISARMS WITH UNLOCK	
DISARM NO UNLOCK (-)	GREEN/WHITE	Harness Coming Into Vehicle From Driver's Door
TACHOMETER	WHITE	Behind Instrument Cluster Or Ignition Coil
BRAKE WIRE (+)	GREEN	At Brake Pedal Switch
HORN TRIGGER (-)	GREEN/BLACK	White 3-pin Connector At Column
LEFT FRONT WINDOW UP	GREEN/RED	At Driver Window Motor Inside Door
LEFT FRONT WINDOW DOWN	GREEN/BLACK	At Driver Window Motor Inside Door
RIGHT FRONT WINDOW UP	BROWN/YELLOW	Harness In Driver's Kick From Driver Door
RIGHT FRONT WINDOW DOWN	GREEN/YELLOW	Harness In Driver's Kick From Driver Door



WIRING INFORMATION: 1998 Eagle Talon

WIRE	WIRE COLOR	WIRE LOCATION
12V CONSTANT WIRE	WHITE	Ignition Harness
STARTER WIRE	BLACK/RED	Ignition Harness
IGNITION WIRE	BLACK/WHITE	Ignition Harness
ACCESSORY WIRE	BLUE/BLACK	Ignition Harness
POWER DOOR LOCK (-)	BROWN/WHITE	Harness In Driver's Kick Panel From Driver's Door
POWER DOOR UNLOCK (-)	BROWN	
PARKING LIGHTS (+)	GREEN/WHITE	Connector At Top Left Of Fuse Box
DOOR TRIGGER (-)	RED/WHITE	3-pin Connector Behind Grill On Lower Driver's Side Dash
DOVE SUPERVISION (-)	RED/GREEN	Harness In Driver's Kick Panel
TRUNK TRIGGER (-)	Door trigger wire will also catch rear hatch.	
HOOD TRIGGER (-)	BLUE/BLACK	Harness At Fuse Box
FACTORY ALARM ARM	ARMS WITH LOCK	
FACTORY ALARM DISARM	DISARMS WITH UNLOCK	
DISARM NO UNLOCK (-)	GREEN/WHITE	Harness Coming Into Vehicle From Driver's Door
TACHOMETER	WHITE	Behind Instrument Cluster Or Ignition Coil
BRAKE WIRE (+)	GREEN	At Brake Pedal Switch
HORN TRIGGER (-)	GREEN/BLACK	White 3-pin Connector At Column
LEFT FRONT WINDOW UP	GREEN/RED	At Driver Window Motor Inside Door
LEFT FRONT WINDOW DOWN	GREEN/BLACK	At Driver Window Motor Inside Door
RIGHT FRONT WINDOW UP	BROWN/YELLOW	Harness In Driver's Kick From Driver Door
RIGHT FRONT WINDOW DOWN	GREEN/YELLOW	Harness In Driver's Kick From Driver Door

