

ALARM REMOTE START WIRING

WIRE	COLOR	LOCATION
12V CONSTANT WIRE	YELLOW	Ignition Harness
STARTER WIRE 1	RED/LT. BLUE	Ignition Harness
IGNITION WIRE 1	RED/BLACK	Ignition Harness
IGNITION WIRE 2	GRAY/YELLOW	Ignition Harness
ACCESSORY WIRE 1	BLACK/GREEN	Ignition Harness
TACHOMETER	WHITE/PINK	Behind Instrument Cluster
DIESEL WAIT-TO-START (-)	BLACK/PINK	Behind Instrument Cluster
BRAKE WIRE (+)	LT. GREEN	At Brake Pedal Switch
HORN TRIGGER (-)	DK. BLUE	Harness At Steering Column From Steering Wheel
IMMOBILIZER INTERFACE MODULE	DEI 555PW, DEI 555FW, or DEI 556UW	This vehicle is equipped with PATS anti-theft system.
PARKING LIGHTS (+)	BROWN	At Headlight Switch
DOOR TRIGGER (+)	BLACK/LT. BLUE	Gray Connector Under Dash To The Right Of Steering Column
POWER DOOR LOCK (5-WIRE)	PINK/YELLOW	Harness Coming Into Vehicle From Driver's Door
Notes: Models without OEM keyless entry		
POWER DOOR LOCK (-)	PINK/YELLOW	Gray Connector Under Dash To The Right Of Steering Column
Notes: Models with OEM keyless entry		
POWER DOOR UNLOCK (5-WIRE)	PINK/GREEN	Harness Coming Into Vehicle From Driver's Door
Notes: Models without OEM keyless entry		
POWER DOOR UNLOCK (-)	PINK/GREEN	Gray Connector Under Dash To The Right Of Steering Column
Notes: Models with OEM keyless entry		
LEFT FRONT WINDOW UP	WHITE/BLACK	At Driver Window Motor Inside Door
LEFT FRONT WINDOW DOWN	TAN/BLUE	At Driver Window Motor Inside Door
RIGHT FRONT WINDOW UP	TAN/BLUE	Harness In Driver's Kick From Driver Door
RIGHT FRONT WINDOW DOWN	WHITE/YELLOW	Harness In Driver's Kick From Driver Door
LEFT REAR WINDOW UP	YELLOW/BLUE	Harness In Driver's Kick From Driver Door
LEFT REAR WINDOW DOWN	GRAY/ORANGE	Harness In Driver's Kick From Driver Door
RIGHT REAR WINDOW UP	RED/BLACK	Harness In Driver's Kick From Driver Door
RIGHT REAR WINDOW DOWN	YELLOW/BLACK	Harness In Driver's Kick From Driver Door

INTERFACE	PART NUMBER	NOTES
Immobilizer Bypass Module	DEI 555PW, DEI 555FW, or DEI 556UW	Required when installing a remote start system

Please verify all part numbers before ordering.

AUDIO WIRING			
WIRE	COLOR	LOCATION	NOTES
RADIO CONSTANT	GREEN/PINK	Radio Harness	
RADIO SWITCHED	BLACK/VIOLET	Radio Harness	
RADIO GROUND	BLACK	Radio Harness	
LEFT FRONT SPEAKER (+)	LT.BLUE/WHITE	Speaker	
LEFT FRONT SPEAKER (-)	ORANGE/GREEN	Speaker	
RIGHT FRONT SPEAKER (+)	DK/GREEN/ORANGE	Speaker	
RIGHT FRONT SPEAKER (-)	WHITE/LT.GREEN	Speaker	
LEFT REAR SPEAKER (+)	TAN/YELLOW	Speaker	
LEFT REAR SPEAKER (-)	GRAY/LT.BLUE	Speaker	
RIGHT REAR SPEAKER (+)	ORANGE/RED	Speaker	
RIGHT REAR SPEAKER (-)	BROWN/PINK	Speaker	

FRONT SPEAKERS SIZE	REAR SPEAKERS SIZE	AMP LOCATION	NOTES
6x8	6x8		

RADIO DASH KIT OPTIONS	RADIO WIRE HARNESS OPTIONS	ANTENNA ADAPTER OPTIONS
METRA 99-5804, SCOSCHE FD1327B	METRA 70-1771, SCOSCHE FD23B/BCB	Not required

Please verify all part numbers before ordering.

ALARM REMOTE START WIRING

WIRE	COLOR	LOCATION
12V CONSTANT WIRE	YELLOW	Ignition Harness
STARTER WIRE 1	RED/LT. BLUE	Ignition Harness
IGNITION WIRE 1	RED/BLACK	Ignition Harness
IGNITION WIRE 2	GRAY/YELLOW	Ignition Harness
ACCESSORY WIRE 1	BLACK/GREEN	Ignition Harness
TACHOMETER	WHITE/PINK	Behind Instrument Cluster
DIESEL WAIT-TO-START (-)	BLACK/PINK	Behind Instrument Cluster
BRAKE WIRE (+)	LT. GREEN	At Brake Pedal Switch
HORN TRIGGER (-)	DK. BLUE	Harness At Steering Column From Steering Wheel
IMMOBILIZER INTERFACE MODULE	DEI 555PW, DEI 555FW, or DEI 556UW	This vehicle is equipped with PATS anti-theft system.
PARKING LIGHTS (+)	BROWN	At Headlight Switch
DOOR TRIGGER (+)	BLACK/LT. BLUE	Gray Connector Under Dash To The Right Of Steering Column
POWER DOOR LOCK (5-WIRE)	PINK/YELLOW	Harness Coming Into Vehicle From Driver's Door
Notes: Models without OEM keyless entry		
POWER DOOR LOCK (-)	PINK/YELLOW	Gray Connector Under Dash To The Right Of Steering Column
Notes: Models with OEM keyless entry		
POWER DOOR UNLOCK (5-WIRE)	PINK/GREEN	Harness Coming Into Vehicle From Driver's Door
Notes: Models without OEM keyless entry		
POWER DOOR UNLOCK (-)	PINK/GREEN	Gray Connector Under Dash To The Right Of Steering Column
Notes: Models with OEM keyless entry		
LEFT FRONT WINDOW UP	WHITE/BLACK	At Driver Window Motor Inside Door
LEFT FRONT WINDOW DOWN	TAN/BLUE	At Driver Window Motor Inside Door
RIGHT FRONT WINDOW UP	TAN/BLUE	Harness In Driver's Kick From Driver Door
RIGHT FRONT WINDOW DOWN	WHITE/YELLOW	Harness In Driver's Kick From Driver Door
LEFT REAR WINDOW UP	YELLOW/BLUE	Harness In Driver's Kick From Driver Door
LEFT REAR WINDOW DOWN	GRAY/ORANGE	Harness In Driver's Kick From Driver Door
RIGHT REAR WINDOW UP	RED/BLACK	Harness In Driver's Kick From Driver Door
RIGHT REAR WINDOW DOWN	YELLOW/BLACK	Harness In Driver's Kick From Driver Door

INTERFACE	PART NUMBER	NOTES
Immobilizer Bypass Module	DEI 555PW, DEI 555FW, or DEI 556UW	Required when installing a remote start system

Please verify all part numbers before ordering.

AUDIO WIRING			
WIRE	COLOR	LOCATION	NOTES
RADIO CONSTANT	GREEN/PINK	Radio Harness	
RADIO SWITCHED	BLACK/VIOLET	Radio Harness	
RADIO GROUND	BLACK	Radio Harness	
LEFT FRONT SPEAKER (+)	LT.BLUE/WHITE	Speaker	
LEFT FRONT SPEAKER (-)	ORANGE/GREEN	Speaker	
RIGHT FRONT SPEAKER (+)	DK/GREEN/ORANGE	Speaker	
RIGHT FRONT SPEAKER (-)	WHITE/LT.GREEN	Speaker	
LEFT REAR SPEAKER (+)	TAN/YELLOW	Speaker	
LEFT REAR SPEAKER (-)	GRAY/LT.BLUE	Speaker	
RIGHT REAR SPEAKER (+)	ORANGE/RED	Speaker	
RIGHT REAR SPEAKER (-)	BROWN/PINK	Speaker	

FRONT SPEAKERS SIZE	REAR SPEAKERS SIZE	AMP LOCATION	NOTES
6x8	6x8		

RADIO DASH KIT OPTIONS	RADIO WIRE HARNESS OPTIONS	ANTENNA ADAPTER OPTIONS
METRA 99-5804, SCOSCHE FD1327B	METRA 70-1771, SCOSCHE FD23B/BCB	Not required

Please verify all part numbers before ordering.

ALARM REMOTE START WIRING

WIRE	COLOR	LOCATION
12V CONSTANT WIRE	YELLOW & LT.GREEN/PURPLE	Ignition Harness
STARTER WIRE 1	GREEN	Ignition Harness
IGNITION WIRE 1	RED/LT. GREEN	Ignition Harness
IGNITION WIRE 2	GRAY/YELLOW	Ignition Harness
ACCESSORY WIRE 1	RED/BLACK	Ignition Harness
ACCESSORY WIRE 2	BLUE/LT. GREEN	Ignition Harness
TACHOMETER	Any wire NOT RED/LT.GREEN	Ignition Coils
DIESEL TACHOMETER	GREEN or WHITE	Large Harness Under Clamp On Engine Side of Air Intake

DIESEL WAIT-TO-START

Notes: On DIESEL vehicles the wait to start light is activated by a data bus wire from the ECM. To do wait-to-start use a pulse timer relay available at most car stereo and security shops. DO NOT INTERFACE WITH THE WAIT TO START WIRE.



BRAKE WIRE (+)	LT. GREEN	Brake Pedal Switch Or Large Harness In Driver's Kick Panel
HORN TRIGGER (-)	BLUE	Gray Connector Right Of Steering Column
PARKING LIGHTS (+)	BROWN	At Headlight Switch Or Driver's Kick Panel
DOOR TRIGGER (+)	BLACK/LT. BLUE	Large Harness In Driver's Kick Panel
DOME SUPERVISION	USE DOOR TRIGGER	
REAR DOOR TRIGGER (-)	Tied In With Doors	
POWER DOOR LOCK (-)	WHITE/RED	Large Harness In Driver's Kick Panel

Notes: The factory module that controls the door locks shuts down to conserve power. When installing an aftermarket keyless entry system, hook up dome light supervision and program the aftermarket system for a double-pulse unlock to "wake up" the module and unlo

POWER DOOR UNLOCK (-)	BLACK/WHITE	Large Harness In Driver's Kick Panel
Notes: The factory module that controls the door locks shuts down to conserve power. When installing an aftermarket keyless entry system, hook up dome light supervision and program the aftermarket system for a double-pulse unlock to "wake up" the module and unlo		
LEFT FRONT WINDOW UP	WHITE/BLACK	At Driver Window Motor Inside Door
LEFT FRONT WINDOW DOWN	TAN/BLUE	At Driver Window Motor Inside Door
RIGHT FRONT WINDOW UP	TAN/BLUE	Harness In Driver's Kick From Driver Door
RIGHT FRONT WINDOW DOWN	WHITE/YELLOW	Harness In Driver's Kick From Driver Door
LEFT REAR WINDOW UP	YELLOW/BLUE	Harness In Driver's Kick From Driver Door
LEFT REAR WINDOW DOWN	GRAY/ORANGE	Harness In Driver's Kick From Driver Door
RIGHT REAR WINDOW UP	RED/BLACK	Harness In Driver's Kick From Driver Door
RIGHT REAR WINDOW DOWN	YELLOW/BLACK	Harness In Driver's Kick From Driver Door

INTERFACE	PART NUMBER	NOTES
Immobilizer Bypass Module	DEI 555PW, DEI 555FW, or DEI 556UW	Required when installing a remote start system
Please verify all part numbers before ordering.		

ADDITIONAL NOTES



AUDIO WIRING			
WIRE	COLOR	LOCATION	NOTES
RADIO CONSTANT	GREEN/PINK	Radio Harness	
RADIO SWITCHED	BLACK/VIOLET	Radio Harness	
RADIO GROUND	BLACK	Radio Harness	
LEFT FRONT SPEAKER (+)	LT.BLUE/WHITE	Speaker	
LEFT FRONT SPEAKER (-)	ORANGE/GREEN	Speaker	
RIGHT FRONT SPEAKER (+)	DK/GREEN/ORANGE	Speaker	
RIGHT FRONT SPEAKER (-)	WHITE/LT.GREEN	Speaker	
LEFT REAR SPEAKER (+)	TAN/YELLOW	Speaker	
LEFT REAR SPEAKER (-)	GRAY/LT.BLUE	Speaker	
RIGHT REAR SPEAKER (+)	ORANGE/RED	Speaker	
RIGHT REAR SPEAKER (-)	BROWN/PINK	Speaker	

FRONT SPEAKERS SIZE	REAR SPEAKERS SIZE	AMP LOCATION	NOTES
6x8	6x8		

RADIO DASH KIT OPTIONS	RADIO WIRE HARNESS OPTIONS	ANTENNA ADAPTER OPTIONS
METRA 99-5804, SCOSCHE FD1327B	METRA 70-1771, SCOSCHE FD23B/BCB	Not required

Please verify all part numbers before ordering.

ALARM REMOTE START WIRING

WIRE	COLOR	LOCATION
12V CONSTANT WIRE	YELLOW & LT.GREEN/PURPLE	Ignition Harness
STARTER WIRE 1	GREEN	Ignition Harness
IGNITION WIRE 1	RED/LT. GREEN	Ignition Harness
IGNITION WIRE 2	GRAY/YELLOW	Ignition Harness
ACCESSORY WIRE 1	RED/BLACK	Ignition Harness
ACCESSORY WIRE 2	BLUE/LT. GREEN	Ignition Harness
TACHOMETER	Any wire NOT RED/LT.GREEN	Ignition Coils
DIESEL TACHOMETER	GREEN or WHITE	Large Harness Under Clamp On Engine Side of Air Intake

DIESEL WAIT-TO-START

Notes: On DIESEL vehicles the wait to start light is activated by a data bus wire from the ECM. To do wait-to-start use a pulse timer relay available at most car stereo and security shops. DO NOT INTERFACE WITH THE WAIT TO START WIRE.



BRAKE WIRE (+)	LT. GREEN	Brake Pedal Switch Or Large Harness In Driver's Kick Panel
HORN TRIGGER (-)	BLUE	Gray Connector Right Of Steering Column
PARKING LIGHTS (+)	BROWN	At Headlight Switch Or Driver's Kick Panel
DOOR TRIGGER (+)	BLACK/LT. BLUE	Large Harness In Driver's Kick Panel
DOME SUPERVISION	USE DOOR TRIGGER	
REAR DOOR TRIGGER (-)	Tied In With Doors	
POWER DOOR LOCK (-)	WHITE/RED	Large Harness In Driver's Kick Panel

Notes: The factory module that controls the door locks shuts down to conserve power. When installing an aftermarket keyless entry system, hook up dome light supervision and program the aftermarket system for a double-pulse unlock to "wake up" the module and unlo

POWER DOOR UNLOCK (-)	BLACK/WHITE	Large Harness In Driver's Kick Panel
Notes: The factory module that controls the door locks shuts down to conserve power. When installing an aftermarket keyless entry system, hook up dome light supervision and program the aftermarket system for a double-pulse unlock to "wake up" the module and unlo		
LEFT FRONT WINDOW UP	WHITE/BLACK	At Driver Window Motor Inside Door
LEFT FRONT WINDOW DOWN	TAN/BLUE	At Driver Window Motor Inside Door
RIGHT FRONT WINDOW UP	TAN/BLUE	Harness In Driver's Kick From Driver Door
RIGHT FRONT WINDOW DOWN	WHITE/YELLOW	Harness In Driver's Kick From Driver Door
LEFT REAR WINDOW UP	YELLOW/BLUE	Harness In Driver's Kick From Driver Door
LEFT REAR WINDOW DOWN	GRAY/ORANGE	Harness In Driver's Kick From Driver Door
RIGHT REAR WINDOW UP	RED/BLACK	Harness In Driver's Kick From Driver Door
RIGHT REAR WINDOW DOWN	YELLOW/BLACK	Harness In Driver's Kick From Driver Door

INTERFACE	PART NUMBER	NOTES
Immobilizer Bypass Module	DEI 555PW, DEI 555FW, or DEI 556UW	Required when installing a remote start system
Please verify all part numbers before ordering.		

ADDITIONAL NOTES



AUDIO WIRING			
WIRE	COLOR	LOCATION	NOTES
RADIO CONSTANT	GREEN/PINK	Radio Harness	
RADIO SWITCHED	BLACK/VIOLET	Radio Harness	
RADIO GROUND	BLACK	Radio Harness	
LEFT FRONT SPEAKER (+)	LT.BLUE/WHITE	Speaker	
LEFT FRONT SPEAKER (-)	ORANGE/GREEN	Speaker	
RIGHT FRONT SPEAKER (+)	DK/GREEN/ORANGE	Speaker	
RIGHT FRONT SPEAKER (-)	WHITE/LT.GREEN	Speaker	
LEFT REAR SPEAKER (+)	TAN/YELLOW	Speaker	
LEFT REAR SPEAKER (-)	GRAY/LT.BLUE	Speaker	
RIGHT REAR SPEAKER (+)	ORANGE/RED	Speaker	
RIGHT REAR SPEAKER (-)	BROWN/PINK	Speaker	

FRONT SPEAKERS SIZE	REAR SPEAKERS SIZE	AMP LOCATION	NOTES
6x8	6x8		

RADIO DASH KIT OPTIONS	RADIO WIRE HARNESS OPTIONS	ANTENNA ADAPTER OPTIONS
METRA 99-5804, SCOSCHE FD1327B	METRA 70-1771, SCOSCHE FD23B/BCB	Not required

Please verify all part numbers before ordering.

ALARM REMOTE START WIRING

WIRE	COLOR	LOCATION
12V CONSTANT WIRE	YELLOW & LT.GREEN/PURPLE	Ignition Harness
STARTER WIRE 1	GREEN	Ignition Harness
IGNITION WIRE 1	RED/LT. GREEN or WHITE/YELLOW	Ignition Harness
ACCESSORY WIRE 1	RED/BLACK	Ignition Harness
ACCESSORY WIRE 2	BLUE/LT. GREEN	Ignition Harness
ACCESSORY WIRE 3	GRAY/YELLOW	Ignition Harness
TACHOMETER	LT.GREEN/WHITE	Harness Taped Up Behind Parking Brake Release

DIESEL WAIT-TO-START

Notes: On DIESEL vehicles the wait to start light is activated by a data bus wire from the ECM. To do wait-to-start use a pulse timer relay available at most car stereo and security shops. DO NOT INTERFACE WITH THE WAIT TO START WIRE.

BRAKE WIRE (+)	LT. GREEN	Brake Pedal Switch
HORN TRIGGER (-)	BLUE	Harness At Steering Column From Steering Wheel
PARKING LIGHTS (+)	BROWN	At Headlight Switch
DOOR TRIGGER (+)	BLACK/LT. BLUE	Harness In Passenger Kick Panel
DOMESUPERVISION	USE DOOR TRIGGER	
REAR DOOR TRIGGER (-)	TIED IN WITH DOORS	
POWER DOOR LOCK (-)	WHITE/RED	Harness In Driver's or Passenger's Kick Panel

Notes: The factory module that controls the door locks shuts down to conserve power. When installing an aftermarket keyless entry system, hook up dome light supervision and program the aftermarket system for a double-pulse unlock to "wake up" the module and unlo

POWER DOOR UNLOCK (-)	BLACK/WHITE	Harness In Driver's or Passenger's Kick Panel
Notes: The factory module that controls the door locks shuts down to conserve power. When installing an aftermarket keyless entry system, hook up dome light supervision and program the aftermarket system for a double-pulse unlock to "wake up" the module and unlo		
LEFT FRONT WINDOW UP	WHITE/BLACK	At Driver Window Motor Inside Door
LEFT FRONT WINDOW DOWN	TAN/BLUE	At Driver Window Motor Inside Door
RIGHT FRONT WINDOW UP	TAN/BLUE	Harness In Driver's Kick From Driver Door
RIGHT FRONT WINDOW DOWN	WHITE/YELLOW	Harness In Driver's Kick From Driver Door
LEFT REAR WINDOW UP	YELLOW/BLUE	Harness In Driver's Kick From Driver Door
LEFT REAR WINDOW DOWN	GRAY/ORANGE	Harness In Driver's Kick From Driver Door
RIGHT REAR WINDOW UP	RED/BLACK	Harness In Driver's Kick From Driver Door
RIGHT REAR WINDOW DOWN	YELLOW/BLACK	Harness In Driver's Kick From Driver Door

INTERFACE	PART NUMBER	NOTES
Immobilizer Bypass Module	DEI 555PW, DEI 555FW, or DEI 556UW	Required when installing a remote start system

Please verify all part numbers before ordering.

AUDIO WIRING			
WIRE	COLOR	LOCATION	NOTES
RADIO CONSTANT	GREEN/PINK	Radio Harness	
RADIO SWITCHED	BLACK/VIOLET	Radio Harness	
RADIO GROUND	BLACK	Radio Harness	
LEFT FRONT SPEAKER (+)	LT.BLUE/WHITE	Speaker	
LEFT FRONT SPEAKER (-)	ORANGE/GREEN	Speaker	
RIGHT FRONT SPEAKER (+)	DK/GREEN/ORANGE	Speaker	
RIGHT FRONT SPEAKER (-)	WHITE/LT.GREEN	Speaker	
LEFT REAR SPEAKER (+)	TAN/YELLOW	Speaker	
LEFT REAR SPEAKER (-)	GRAY/LT.BLUE	Speaker	
RIGHT REAR SPEAKER (+)	ORANGE/RED	Speaker	
RIGHT REAR SPEAKER (-)	BROWN/PINK	Speaker	

FRONT SPEAKERS SIZE	REAR SPEAKERS SIZE	AMP LOCATION	NOTES
6x8	6x8		

RADIO DASH KIT OPTIONS	RADIO WIRE HARNESS OPTIONS	ANTENNA ADAPTER OPTIONS
METRA 99-5804, SCOSCHE FD1327B	METRA 70-1771, SCOSCHE FD23B/BCB	Not required

Please verify all part numbers before ordering.

ALARM REMOTE START WIRING

WIRE	COLOR	LOCATION
12V CONSTANT WIRE	YELLOW & LT.GREEN/PURPLE	Ignition Harness
STARTER WIRE 1	GREEN	Ignition Harness
IGNITION WIRE 1	RED/LT. GREEN or WHITE/YELLOW	Ignition Harness
ACCESSORY WIRE 1	RED/BLACK	Ignition Harness
ACCESSORY WIRE 2	BLUE/LT. GREEN	Ignition Harness
ACCESSORY WIRE 3	GRAY/YELLOW	Ignition Harness
TACHOMETER	LT.GREEN/WHITE	Harness Taped Up Behind Parking Brake Release

DIESEL WAIT-TO-START

Notes: On DIESEL vehicles the wait to start light is activated by a data bus wire from the ECM. To do wait-to-start use a pulse timer relay available at most car stereo and security shops. DO NOT INTERFACE WITH THE WAIT TO START WIRE.

BRAKE WIRE (+)	LT. GREEN	Brake Pedal Switch
HORN TRIGGER (-)	BLUE	Harness At Steering Column From Steering Wheel
PARKING LIGHTS (+)	BROWN	At Headlight Switch
DOOR TRIGGER (+)	BLACK/LT. BLUE	Harness In Passenger Kick Panel
DOME SUPERVISION	USE DOOR TRIGGER	
REAR DOOR TRIGGER (-)	TIED IN WITH DOORS	
POWER DOOR LOCK (-)	WHITE/RED	Harness In Driver's or Passenger's Kick Panel

Notes: The factory module that controls the door locks shuts down to conserve power. When installing an aftermarket keyless entry system, hook up dome light supervision and program the aftermarket system for a double-pulse unlock to "wake up" the module and unlo

POWER DOOR UNLOCK (-)	BLACK/WHITE	Harness In Driver's or Passenger's Kick Panel
Notes: The factory module that controls the door locks shuts down to conserve power. When installing an aftermarket keyless entry system, hook up dome light supervision and program the aftermarket system for a double-pulse unlock to "wake up" the module and unlo		
LEFT FRONT WINDOW UP	WHITE/BLACK	At Driver Window Motor Inside Door
LEFT FRONT WINDOW DOWN	TAN/BLUE	At Driver Window Motor Inside Door
RIGHT FRONT WINDOW UP	TAN/BLUE	Harness In Driver's Kick From Driver Door
RIGHT FRONT WINDOW DOWN	WHITE/YELLOW	Harness In Driver's Kick From Driver Door
LEFT REAR WINDOW UP	YELLOW/BLUE	Harness In Driver's Kick From Driver Door
LEFT REAR WINDOW DOWN	GRAY/ORANGE	Harness In Driver's Kick From Driver Door
RIGHT REAR WINDOW UP	RED/BLACK	Harness In Driver's Kick From Driver Door
RIGHT REAR WINDOW DOWN	YELLOW/BLACK	Harness In Driver's Kick From Driver Door

INTERFACE	PART NUMBER	NOTES
Immobilizer Bypass Module	DEI 555PW, DEI 555FW, or DEI 556UW	Required when installing a remote start system

Please verify all part numbers before ordering.

AUDIO WIRING			
WIRE	COLOR	LOCATION	NOTES
RADIO CONSTANT	GREEN/PINK	Radio Harness	
RADIO SWITCHED	BLACK/VIOLET	Radio Harness	
RADIO GROUND	BLACK	Radio Harness	
LEFT FRONT SPEAKER (+)	LT.BLUE/WHITE	Speaker	
LEFT FRONT SPEAKER (-)	ORANGE/GREEN	Speaker	
RIGHT FRONT SPEAKER (+)	DK/GREEN/ORANGE	Speaker	
RIGHT FRONT SPEAKER (-)	WHITE/LT.GREEN	Speaker	
LEFT REAR SPEAKER (+)	TAN/YELLOW	Speaker	
LEFT REAR SPEAKER (-)	GRAY/LT.BLUE	Speaker	
RIGHT REAR SPEAKER (+)	ORANGE/RED	Speaker	
RIGHT REAR SPEAKER (-)	BROWN/PINK	Speaker	

FRONT SPEAKERS SIZE	REAR SPEAKERS SIZE	AMP LOCATION	NOTES
6x8	6x8		

RADIO DASH KIT OPTIONS	RADIO WIRE HARNESS OPTIONS	ANTENNA ADAPTER OPTIONS
METRA 99-5804, SCOSCHE FD1327B	METRA 70-1771, SCOSCHE FD23B/BCB	Not required

Please verify all part numbers before ordering.