

TRIPLE S *Customs*

FORD EXCURSION 2000-2005 VEHICLE WIRING

WIRING INFORMATION: 2000 Ford Excursion




WIRE	WIRE COLOR	WIRE LOCATION
12V CONSTANT WIRE	YELLOW	Ignition Harness
STARTER WIRE	RED/LT. BLUE	Ignition Harness
IGNITION WIRE	RED/BLACK	Ignition Harness
SECOND IGNITION WIRE	GRAY/YELLOW	Ignition Harness
ACCESSORY WIRE	BLACK/GREEN	Ignition Harness
POWER DOOR LOCK (Models without OEM keyless entry: 5-wire reverse polarity. Models with OEM keyless entry: negative trigger)	PINK/YELLOW	Models Without OEM Keyless Entry: Harness Coming Into Vehicle From Driver's Door Models With OEM Keyless Entry: Gray Connector Under Dash To The Right Of Steering Column
POWER DOOR UNLOCK (Models without OEM keyless entry: 5-wire reverse polarity. Models with OEM keyless entry: negative trigger)	PINK/GREEN	Models Without OEM Keyless Entry: Harness Coming Into Vehicle From Driver's Door Models With OEM Keyless Entry: Gray Connector Under Dash To The Right Of Steering Column
PARKING LIGHTS (+)	BROWN	At Headlight Switch
DOOR TRIGGER (+)	BLACK/LT. BLUE	Gray Connector Under Dash To The Right Of Steering Column
TACHOMETER	WHITE/PINK	Behind Instrument Cluster
DIESEL WAIT-TO-START (-)	BLACK/PINK	Behind Instrument Cluster
BRAKE WIRE (+)	LT. GREEN	At Brake Pedal Switch
HORN TRIGGER (-)	DK. BLUE	Harness At Steering Column From Steering Wheel
LEFT FRONT WINDOW UP	WHITE/BLACK	At Driver Window Motor Inside Door
LEFT FRONT WINDOW DOWN	TAN/BLUE	At Driver Window Motor Inside Door
RIGHT FRONT WINDOW UP	TAN/BLUE	Harness In Driver's Kick From Driver Door
RIGHT FRONT WINDOW DOWN	WHITE/YELLOW	Harness In Driver's Kick From Driver Door
LEFT REAR WINDOW UP	YELLOW/BLUE	Harness In Driver's Kick From Driver Door
LEFT REAR WINDOW DOWN	GRAY/ORANGE	Harness In Driver's Kick From Driver Door
RIGHT REAR WINDOW UP	RED/BLACK	Harness In Driver's Kick From Driver Door
RIGHT REAR WINDOW DOWN	YELLOW/BLACK	Harness In Driver's Kick From Driver Door
This vehicle is equipped with Ford's PATS ant-theft system. This must be bypassed when installing a remote start.		

WIRING INFORMATION: 2001 Ford Excursion

WIRE	WIRE COLOR	WIRE LOCATION
12V CONSTANT WIRE	YELLOW	Ignition Harness
STARTER WIRE	RED/LT. BLUE	Ignition Harness
IGNITION WIRE	RED/BLACK	Ignition Harness
SECOND IGNITION WIRE	GRAY/YELLOW	Ignition Harness
ACCESSORY WIRE	BLACK/GREEN	Ignition Harness
POWER DOOR LOCK (Models without OEM keyless entry: 5-wire reverse polarity. Models with OEM keyless entry: negative trigger)	PINK/YELLOW	Models Without OEM Keyless Entry: Harness Coming Into Vehicle From Driver's Door Models With OEM Keyless Entry: Gray Connector Under Dash To The Right Of Steering Column
POWER DOOR UNLOCK (Models without OEM keyless entry: 5-wire reverse polarity. Models with OEM keyless entry: negative trigger)	PINK/GREEN	Models Without OEM Keyless Entry: Harness Coming Into Vehicle From Driver's Door Models With OEM Keyless Entry: Gray Connector Under Dash To The Right Of Steering Column
PARKING LIGHTS (+)	BROWN	At Headlight Switch
DOOR TRIGGER (+)	BLACK/LT. BLUE	Gray Connector Under Dash To The Right Of Steering Column
TACHOMETER	WHITE/PINK	Behind Instrument Cluster
DIESEL WAIT-TO-START (-)	BLACK/PINK	Behind Instrument Cluster
BRAKE WIRE (+)	LT. GREEN	At Brake Pedal Switch
HORN TRIGGER (-)	DK. BLUE	Harness At Steering Column From Steering Wheel
LEFT FRONT WINDOW UP	WHITE/BLACK	At Driver Window Motor Inside Door
LEFT FRONT WINDOW DOWN	TAN/BLUE	At Driver Window Motor Inside Door
RIGHT FRONT WINDOW UP	TAN/BLUE	Harness In Driver's Kick From Driver Door
RIGHT FRONT WINDOW DOWN	WHITE/YELLOW	Harness In Driver's Kick From Driver Door
LEFT REAR WINDOW UP	YELLOW/BLUE	Harness In Driver's Kick From Driver Door
LEFT REAR WINDOW DOWN	GRAY/ORANGE	Harness In Driver's Kick From Driver Door
RIGHT REAR WINDOW UP	RED/BLACK	Harness In Driver's Kick From Driver Door
RIGHT REAR WINDOW DOWN	YELLOW/BLACK	Harness In Driver's Kick From Driver Door
This vehicle is equipped with Ford's PATS ant-theft system. This must be bypassed when installing a remote start.		




WIRING INFORMATION: 2002 Ford Excursion

WIRE	WIRE COLOR	WIRE LOCATION
12V CONSTANT WIRE	YELLOW & LT.GREEN/PURPLE	Ignition Harness
STARTER WIRE	GREEN	Ignition Harness
IGNITION WIRE	RED/LT. GREEN	Ignition Harness
SECOND IGNITION WIRE	GRAY/YELLOW	Ignition Harness
ACCESSORY WIRE	RED/BLACK	Ignition Harness
SECOND ACCESSORY WIRE	BLUE/LT. GREEN	Ignition Harness
POWER DOOR LOCK (-)	WHITE/RED	Large Harness In Driver's Kick Panel
POWER DOOR UNLOCK (-)	BLACK/WHITE	Large Harness In Driver's Kick Panel
The factory module that controls the door locks shuts down to conserve power. When installing an aftermarket keyless entry system, hook up dome light supervision and program the aftermarket system for a double-pulse unlock to "wake up" the module and unlock the doors.		
PARKING LIGHTS (+)	BROWN	At Headlight Switch Or Driver's Kick Panel
DOOR TRIGGER (+)	BLACK/LT. BLUE	Large Harness In Driver's Kick Panel
DOME SUPERVISION	USE DOOR TRIGGER	
REAR DOOR TRIGGER (-)	Tied In With Doors	
TACHOMETER	Any wire NOT RED/LT.GREEN	Ignition Coils
DIESEL TACHOMETER	GREEN or WHITE	Large Harness Under Clamp On Engine Side of Air Intake
DIESEL WAIT-TO-START	On DIESEL vehicles the wait to start light is activated by a data bus wire from the ECM. To do wait-to-start use a pulse timer relay available at most car stereo and security shops. DO NOT INTERFACE WITH THE WAIT TO START WIRE.	
BRAKE WIRE (+)	LT. GREEN	Brake Pedal Switch Or Large Harness In Driver's Kick Panel
HORN TRIGGER (-)	BLUE	Gray Connector Right Of Steering Column
LEFT FRONT WINDOW UP	WHITE/BLACK	At Driver Window Motor Inside Door
LEFT FRONT WINDOW DOWN	TAN/BLUE	At Driver Window Motor Inside Door
RIGHT FRONT WINDOW UP	TAN/BLUE	Harness In Driver's Kick From Driver Door
RIGHT FRONT WINDOW DOWN	WHITE/YELLOW	Harness In Driver's Kick From Driver Door
LEFT REAR WINDOW UP	YELLOW/BLUE	Harness In Driver's Kick From Driver Door
LEFT REAR WINDOW DOWN	GRAY/ORANGE	Harness In Driver's Kick From Driver Door
RIGHT REAR WINDOW UP	RED/BLACK	Harness In Driver's Kick From Driver Door
RIGHT REAR WINDOW DOWN	YELLOW/BLACK	Harness In Driver's Kick From Driver Door
This vehicle is equipped with Ford's PATS ant-theft system. This must be bypassed when installing a remote start.		



WIRING INFORMATION: 2003 Ford Excursion

WIRE	WIRE COLOR	WIRE LOCATION
12V CONSTANT WIRE	YELLOW & LT.GREEN/PURPLE	Ignition Harness
STARTER WIRE	GREEN	Ignition Harness
IGNITION WIRE	RED/LT. GREEN	Ignition Harness
SECOND IGNITION WIRE	GRAY/YELLOW	Ignition Harness
ACCESSORY WIRE	RED/BLACK	Ignition Harness
SECOND ACCESSORY WIRE	BLUE/LT. GREEN	Ignition Harness
POWER DOOR LOCK (-)	WHITE/RED	Large Harness In Driver's Kick Panel
POWER DOOR UNLOCK (-)	BLACK/WHITE	Large Harness In Driver's Kick Panel
The factory module that controls the door locks shuts down to conserve power. When installing an aftermarket keyless entry system, hook up dome light supervision and program the aftermarket system for a double-pulse unlock to "wake up" the module and unlock the doors.		
PARKING LIGHTS (+)	BROWN	At Headlight Switch Or Driver's Kick Panel
DOOR TRIGGER (+)	BLACK/LT. BLUE	Large Harness In Driver's Kick Panel
DOME SUPERVISION	USE DOOR TRIGGER	
REAR DOOR TRIGGER (-)	Tied In With Doors	
TACHOMETER	Any wire NOT RED/LT.GREEN	Ignition Coils
DIESEL TACHOMETER	GREEN or WHITE	Large Harness Under Clamp On Engine Side of Air Intake
DIESEL WAIT-TO-START	On DIESEL vehicles the wait to start light is activated by a data bus wire from the ECM. To do wait-to-start use a pulse timer relay available at most car stereo and security shops. DO NOT INTERFACE WITH THE WAIT TO START WIRE.	
BRAKE WIRE (+)	LT. GREEN	Brake Pedal Switch Or Large Harness In Driver's Kick Panel
HORN TRIGGER (-)	BLUE	Gray Connector Right Of Steering Column
LEFT FRONT WINDOW UP	WHITE/BLACK	At Driver Window Motor Inside Door
LEFT FRONT WINDOW DOWN	TAN/BLUE	At Driver Window Motor Inside Door
RIGHT FRONT WINDOW UP	TAN/BLUE	Harness In Driver's Kick From Driver Door
RIGHT FRONT WINDOW DOWN	WHITE/YELLOW	Harness In Driver's Kick From Driver Door
LEFT REAR WINDOW UP	YELLOW/BLUE	Harness In Driver's Kick From Driver Door
LEFT REAR WINDOW DOWN	GRAY/ORANGE	Harness In Driver's Kick From Driver Door
RIGHT REAR WINDOW UP	RED/BLACK	Harness In Driver's Kick From Driver Door
RIGHT REAR WINDOW DOWN	YELLOW/BLACK	Harness In Driver's Kick From Driver Door
This vehicle is equipped with Ford's PATS ant-theft system. This must be bypassed when installing a remote start.		



WIRING INFORMATION: 2004 Ford Excursion

WIRE	WIRE COLOR	WIRE LOCATION
12V CONSTANT WIRE	YELLOW & LT.GREEN/PURPLE	Ignition Harness
STARTER WIRE	GREEN	Ignition Harness
IGNITION WIRE	RED/LT. GREEN or WHITE/YELLOW	Ignition Harness
ACCESSORY WIRE	RED/BLACK	Ignition Harness
SECOND ACCESSORY WIRE	BLUE/LT. GREEN	Ignition Harness
THIRD ACCESSORY WIRE	GRAY/YELLOW	Ignition Harness
POWER DOOR LOCK (-)	WHITE/RED	Harness In Driver's or Passenger's Kick Panel
POWER DOOR UNLOCK (-)	BLACK/WHITE	Harness In Driver's or Passenger's Kick Panel
The factory module that controls the door locks shuts down to conserve power. When installing an aftermarket keyless entry system, hook up dome light supervision and program the aftermarket system for a double-pulse unlock to "wake up" the module and unlock the doors.		
PARKING LIGHTS (+)	BROWN	At Headlight Switch
DOOR TRIGGER (+)	BLACK/LT. BLUE	Harness In Passenger Kick Panel
DOME SUPERVISION	USE DOOR TRIGGER	
REAR DOOR TRIGGER (-)	TIED IN WITH DOORS	
TACHOMETER	LT.GREEN/WHITE	Harness Taped Up Behind Parking Brake Release
DIESEL WAIT-TO-START	On DIESEL vehicles the wait to start light is activated by a data bus wire from the ECM. To do wait-to-start use a pulse timer relay available at most car stereo and security shops. DO NOT INTERFACE WITH THE WAIT TO START WIRE.	
BRAKE WIRE (+)	LT. GREEN	Brake Pedal Switch
HORN TRIGGER (-)	BLUE	Harness At Steering Column From Steering Wheel
LEFT FRONT WINDOW UP	WHITE/BLACK	At Driver Window Motor Inside Door
LEFT FRONT WINDOW DOWN	TAN/BLUE	At Driver Window Motor Inside Door
RIGHT FRONT WINDOW UP	TAN/BLUE	Harness In Driver's Kick From Driver Door
RIGHT FRONT WINDOW DOWN	WHITE/YELLOW	Harness In Driver's Kick From Driver Door
LEFT REAR WINDOW UP	YELLOW/BLUE	Harness In Driver's Kick From Driver Door
LEFT REAR WINDOW DOWN	GRAY/ORANGE	Harness In Driver's Kick From Driver Door
RIGHT REAR WINDOW UP	RED/BLACK	Harness In Driver's Kick From Driver Door
RIGHT REAR WINDOW DOWN	YELLOW/BLACK	Harness In Driver's Kick From Driver Door
This vehicle is equipped with Ford's PATS ant-theft system. This must be bypassed when installing a remote start.		

WIRING INFORMATION: 2005 Ford Excursion

WIRE	WIRE COLOR	WIRE LOCATION
12V CONSTANT WIRE	YELLOW & LT.GREEN/PURPLE	Ignition Harness
STARTER WIRE	GREEN	Ignition Harness
IGNITION WIRE	RED/LT. GREEN or WHITE/YELLOW	Ignition Harness
ACCESSORY WIRE	RED/BLACK	Ignition Harness
SECOND ACCESSORY WIRE	BLUE/LT. GREEN	Ignition Harness
THIRD ACCESSORY WIRE	GRAY/YELLOW	Ignition Harness
POWER DOOR LOCK (-)	WHITE/RED	Harness In Driver's or Passenger's Kick Panel
POWER DOOR UNLOCK (-)	BLACK/WHITE	Harness In Driver's or Passenger's Kick Panel
The factory module that controls the door locks shuts down to conserve power. When installing an aftermarket keyless entry system, hook up dome light supervision and program the aftermarket system for a double-pulse unlock to "wake up" the module and unlock the doors.		
PARKING LIGHTS (+)	BROWN	At Headlight Switch
DOOR TRIGGER (+)	BLACK/LT. BLUE	Harness In Passenger Kick Panel
DOME SUPERVISION	USE DOOR TRIGGER	
REAR DOOR TRIGGER (-)	TIED IN WITH DOORS	
TACHOMETER	LT.GREEN/WHITE	Harness Taped Up Behind Parking Brake Release
DIESEL WAIT-TO-START	On DIESEL vehicles the wait to start light is activated by a data bus wire from the ECM. To do wait-to-start use a pulse timer relay available at most car stereo and security shops. DO NOT INTERFACE WITH THE WAIT TO START WIRE.	
BRAKE WIRE (+)	LT. GREEN	Brake Pedal Switch
HORN TRIGGER (-)	BLUE	Harness At Steering Column From Steering Wheel
LEFT FRONT WINDOW UP	WHITE/BLACK	At Driver Window Motor Inside Door
LEFT FRONT WINDOW DOWN	TAN/BLUE	At Driver Window Motor Inside Door
RIGHT FRONT WINDOW UP	TAN/BLUE	Harness In Driver's Kick From Driver Door
RIGHT FRONT WINDOW DOWN	WHITE/YELLOW	Harness In Driver's Kick From Driver Door
LEFT REAR WINDOW UP	YELLOW/BLUE	Harness In Driver's Kick From Driver Door
LEFT REAR WINDOW DOWN	GRAY/ORANGE	Harness In Driver's Kick From Driver Door
RIGHT REAR WINDOW UP	RED/BLACK	Harness In Driver's Kick From Driver Door
RIGHT REAR WINDOW DOWN	YELLOW/BLACK	Harness In Driver's Kick From Driver Door
This vehicle is equipped with Ford's PATS ant-theft system. This must be bypassed when installing a remote start.		