

TRIPLE S *Customs*

FORD EXPLORER 1991-2006 VEHICLE WIRING

WIRING INFORMATION: 1991 Ford Explorer

WIRE	WIRE COLOR	WIRE LOCATION
12V CONSTANT WIRE	YELLOW	Ignition Harness
STARTER WIRE	PINK (1 OF 2)	Ignition Harness
IGNITION WIRE	RED/LT. GREEN	Ignition Harness
ACCESSORY WIRE	GRAY/YELLOW	Ignition Harness
POWER DOOR LOCK (5-wire reverse polarity)	PINK/YELLOW	Harness Coming Into Vehicle From Driver's Door Or Harness In Driver's Kick Panel
POWER DOOR UNLOCK (5-wire reverse polarity)	PINK/GREEN	Harness Coming Into Vehicle From Driver's Door Or Harness In Driver's Kick Panel
PARKING LIGHTS (+)	BROWN	At Light Switch
HEADLIGHTS (+)	RED/YELLOW	At Light Switch
DOOR TRIGGER (+)	BLACK/LT. BLUE	At Light Under Dash
REAR HATCH TRIGGER	COMMON WITH DOORS	
TACHOMETER WIRE	TAN/STRIPE or YELLOW/STRIPE	Ignition Coil
BRAKE WIRE (+)	LT. GREEN	At Brake Pedal Switch
HORN TRIGGER (-)	YELLOW/LT. GREEN	Harness At Column Coming From Steering Wheel
LEFT FRONT WINDOW UP	WHITE/BLACK	At Driver Window Motor Inside Door
LEFT FRONT WINDOW DOWN	YELLOW	At Driver Window Motor Inside Door
RIGHT FRONT WINDOW UP	RED/BLACK	Harness In Driver's Kick From Driver Door
RIGHT FRONT WINDOW DOWN	YELLOW/BLACK	Harness In Driver's Kick From Driver Door

WIRING INFORMATION 1992 Ford Explorer

WIRE	WIRE COLOR	LOCATION
12V CONSTANT WIRE	YELLOW	Ignition harness
12V IGNITION WIRE	RED/LT.GREEN	Ignition harness
12V ACCESSORY WIRE	GRAY/YELLOW	Ignition harness
STARTER WIRE	RED/LT.BLUE	Ignition harness
PARKING LIGHTS (+)	BROWN	Headlight switch or fuse box
POWER DOOR LOCK (5-wire reverse polarity)	PINK/YELLOW	Harness Coming Into Vehicle From Driver's Door Or Harness In Driver's Kick Panel
POWER DOOR UNLOCK (5-wire reverse polarity)	PINK/GREEN	Harness Coming Into Vehicle From Driver's Door Or Harness In Driver's Kick Panel
DOOR TRIGGER/DOMELIGHT SUPERVISION (+)	BLACK/LT.BLUE	At Courtesy Light Under Dash
REAR HATCH TRIGGER	Tied in with doors	
BRAKE WIRE (+)	LT.GREEN	Harness In Driver's Kick Panel Or Brake Pedal Switch
TACHOMETER WIRE	GRAY/ORANGE	Ignition Module In Front Of Battery
FACTORY ALARM DISARM	DK.GREEN/PURPLE	Driver's kick panel or factory anti-theft unit
HORN TRIGGER (-)	YELLOW/LT.GREEN	Harness At Column Coming From Steering Wheel
LEFT FRONT WINDOW UP	RED	At Driver Window Motor Inside Door
LEFT FRONT WINDOW DOWN	YELLOW/RED	At Driver Window Motor Inside Door
RIGHT FRONT WINDOW UP	TAN/BLUE	Harness In Driver's Kick From Driver Door
RIGHT FRONT WINDOW DOWN	WHITE/YELLOW	Harness In Driver's Kick From Driver Door
LEFT REAR WINDOW UP	GRAY/ORANGE	Harness In Driver's Kick From Driver Door
LEFT REAR WINDOW DOWN	YELLOW/BLUE	Harness In Driver's Kick From Driver Door
RIGHT REAR WINDOW UP	RED/BLACK	Harness In Driver's Kick From Driver Door
RIGHT REAR WINDOW DOWN	YELLOW/BLACK	Harness In Driver's Kick From Driver Door

WIRING INFORMATION 1993 Ford Explorer

WIRE	WIRE COLOR	LOCATION
12V CONSTANT WIRE	YELLOW	Ignition harness
12V IGNITION WIRE	RED/LT.GREEN	Ignition harness
12V ACCESSORY WIRE	GRAY/YELLOW	Ignition harness
STARTER WIRE	RED/LT.BLUE	Ignition harness
PARKING LIGHTS (+)	BROWN	Headlight switch or fuse box
POWER DOOR LOCK (5-wire reverse polarity)	PINK/YELLOW	Harness Coming Into Vehicle From Driver's Door Or Harness In Driver's Kick Panel
POWER DOOR UNLOCK (5-wire reverse polarity)	PINK/GREEN	Harness Coming Into Vehicle From Driver's Door Or Harness In Driver's Kick Panel
DOOR TRIGGER/DOMELIGHT SUPERVISION (+)	BLACK/LT.BLUE	At Courtesy Light Under Dash
REAR HATCH TRIGGER	Tied in with doors	
BRAKE WIRE (+)	LT.GREEN	Harness In Driver's Kick Panel Or Brake Pedal Switch
TACHOMETER WIRE	GRAY/ORANGE	Ignition Module In Front Of Battery
FACTORY ALARM DISARM	DK.GREEN/PURPLE	Driver's kick panel or factory anti-theft unit
HORN TRIGGER (-)	YELLOW/LT.GREEN	Harness At Column Coming From Steering Wheel
LEFT FRONT WINDOW UP	RED	At Driver Window Motor Inside Door
LEFT FRONT WINDOW DOWN	YELLOW/RED	At Driver Window Motor Inside Door
RIGHT FRONT WINDOW UP	TAN/BLUE	Harness In Driver's Kick From Driver Door
RIGHT FRONT WINDOW DOWN	WHITE/YELLOW	Harness In Driver's Kick From Driver Door
LEFT REAR WINDOW UP	GRAY/ORANGE	Harness In Driver's Kick From Driver Door
LEFT REAR WINDOW DOWN	YELLOW/BLUE	Harness In Driver's Kick From Driver Door
RIGHT REAR WINDOW UP	RED/BLACK	Harness In Driver's Kick From Driver Door
RIGHT REAR WINDOW DOWN	YELLOW/BLACK	Harness In Driver's Kick From Driver Door


WIRING INFORMATION 1994 Ford Explorer

WIRE	WIRE COLOR	LOCATION
12V CONSTANT WIRE	YELLOW	Ignition harness
12V IGNITION WIRE	RED/LT.GREEN	Ignition harness
12V ACCESSORY WIRE	GRAY/YELLOW	Ignition harness
STARTER WIRE	RED/LT.BLUE	Ignition harness
PARKING LIGHTS (+)	BROWN	Headlight switch or fuse box
POWER DOOR LOCK (5-wire reverse polarity)	PINK/YELLOW	Harness Coming Into Vehicle From Driver's Door Or Harness In Driver's Kick Panel
POWER DOOR UNLOCK (5-wire reverse polarity)	PINK/GREEN	Harness Coming Into Vehicle From Driver's Door Or Harness In Driver's Kick Panel
DOOR TRIGGER/DOMELIGHT SUPERVISION (+)	BLACK/LT.BLUE	At Courtesy Light Under Dash
REAR HATCH TRIGGER	Tied in with doors	
BRAKE WIRE (+)	LT.GREEN	Harness In Driver's Kick Panel Or Brake Pedal Switch
TACHOMETER WIRE	GRAY/ORANGE	Ignition Module In Front Of Battery
FACTORY ALARM DISARM	DK.GREEN/PURPLE	Driver's kick panel or factory anti-theft unit
HORN TRIGGER (-)	YELLOW/LT.GREEN	Harness At Column Coming From Steering Wheel
LEFT FRONT WINDOW UP	RED	At Driver Window Motor Inside Door
LEFT FRONT WINDOW DOWN	YELLOW/RED	At Driver Window Motor Inside Door
RIGHT FRONT WINDOW UP	TAN/BLUE	Harness In Driver's Kick From Driver Door
RIGHT FRONT WINDOW DOWN	WHITE/YELLOW	Harness In Driver's Kick From Driver Door
LEFT REAR WINDOW UP	GRAY/ORANGE	Harness In Driver's Kick From Driver Door
LEFT REAR WINDOW DOWN	YELLOW/BLUE	Harness In Driver's Kick From Driver Door
RIGHT REAR WINDOW UP	RED/BLACK	Harness In Driver's Kick From Driver Door
RIGHT REAR WINDOW DOWN	YELLOW/BLACK	Harness In Driver's Kick From Driver Door

WIRING INFORMATION 1995 Ford Explorer

WIRE	WIRE COLOR	LOCATION
12V CONSTANT WIRE	YELLOW	Ignition Harness
12V IGNITION WIRE	GRAY/PURPLE	Ignition Harness
12V ACCESSORY WIRE	GRAY/YELLOW	Ignition Harness
SECOND 12V ACCESSORY WIRE	BLACK/GREEN	Ignition Harness
STARTER	RED/LT.BLUE	Ignition Harness
PARKING LIGHTS (+)	PURPLE/WHITE	At Headlight Switch
POWER DOOR LOCK (-)	PINK/YELLOW	Harness In Driver's Kick Panel From Driver's Door
POWER DOOR UNLOCK (-)	PINK/GREEN	
DOOR TRIGGER WIRE (+)	BLACK/LT.BLUE	At Headlight Switch
DRIVER DOOR TRIGGER (-)	YELLOW/BLACK	Harness From Driver's Door
PASSENGER DOOR TRIGGER (-)	GRAY/RED	Harness In Passenger Kick Panel
LEFT REAR DOOR (-)	GREEN/YELLOW	Harness In Driver's Kick Panel Running To Rear Of Vehicle
RIGHT REAR DOOR (-)	PINK/LT.BLUE	Gray Connector In Passenger Kick Panel
REAR HATCH TRIGGER (-)	WHITE/PURPLE	Harness In Driver's Kick Panel Running To Rear Of Vehicle
HOOD TRIGGER (-)	TAN/LT.GREEN	At Factory Hood Pin
BRAKE WIRE (+)	LT.GREEN	Brake Pedal Switch
TACHOMETER WIRE	TAN/YELLOW	Module Located In Engine Bay Against Firewall On Passenger Side
FACTORY ALARM ARM	Arms on lock with a door open or with factory remote.	
FACTORY ALARM DISARM (-)	DK.GREEN/PURPLE	Harness In Driver's Kick Panel
HORN TRIGGER (-)	YELLOW/LT.GREEN	Brown Connector Right Of Steering Column
LEFT FRONT WINDOW UP	WHITE/BLACK	At Driver Window Motor Inside Door
LEFT FRONT WINDOW DOWN	RED	At Driver Window Motor Inside Door
RIGHT FRONT WINDOW UP	WHITE/YELLOW	Harness In Driver's Kick From Driver Door
RIGHT FRONT WINDOW DOWN	TAN/BLUE	Harness In Driver's Kick From Driver Door
LEFT REAR WINDOW UP	GRAY/ORANGE	Harness In Driver's Kick From Driver Door
LEFT REAR WINDOW DOWN	YELLOW/BLUE	Harness In Driver's Kick From Driver Door
RIGHT REAR WINDOW UP	YELLOW/BLACK	Harness In Driver's Kick From Driver Door
RIGHT REAR WINDOW DOWN	RED/BLACK	Harness In Driver's Kick From Driver Door


This vehicle may be equipped with Ford's PATS anti-theft system. This must be bypassed when installing a remote start system.



WIRING INFORMATION 1996 Ford Explorer

WIRE	WIRE COLOR	LOCATION
12V CONSTANT WIRE	YELLOW	Ignition Harness
12V IGNITION WIRE	GRAY/PURPLE	Ignition Harness
12V ACCESSORY WIRE	GRAY/YELLOW	Ignition Harness
SECOND 12V ACCESSORY WIRE	BLACK/GREEN	Ignition Harness
STARTER	RED/LT.BLUE	Ignition Harness
PARKING LIGHTS (+)	PURPLE/WHITE	At Headlight Switch
POWER DOOR LOCK (-)	PINK/YELLOW	Harness In Driver's Kick Panel From Driver's Door
POWER DOOR UNLOCK (-)	PINK/GREEN	
DOOR TRIGGER WIRE (+)	BLACK/LT.BLUE	At Headlight Switch
DRIVER DOOR TRIGGER (-)	YELLOW/BLACK	Harness From Driver's Door
PASSENGER DOOR TRIGGER (-)	GRAY/RED	Harness In Passenger Kick Panel
LEFT REAR DOOR (-)	GREEN/YELLOW	Harness In Driver's Kick Panel Running To Rear Of Vehicle
RIGHT REAR DOOR (-)	PINK/LT.BLUE	Gray Connector In Passenger Kick Panel
REAR HATCH TRIGGER (-)	WHITE/PURPLE	Harness In Driver's Kick Panel Running To Rear Of Vehicle
HOOD TRIGGER (-)	TAN/LT.GREEN	At Factory Hood Pin
BRAKE WIRE (+)	LT.GREEN	Brake Pedal Switch
TACHOMETER WIRE	TAN/YELLOW	Module Located In Engine Bay Against Firewall On Passenger Side
FACTORY ALARM ARM	Arms on lock with a door open or with factory remote.	
FACTORY ALARM DISARM (-)	DK.GREEN/PURPLE	Harness In Driver's Kick Panel
HORN TRIGGER (-)	YELLOW/LT.GREEN	Brown Connector Right Of Steering Column
LEFT FRONT WINDOW UP	WHITE/BLACK	At Driver Window Motor Inside Door
LEFT FRONT WINDOW DOWN	RED	At Driver Window Motor Inside Door
RIGHT FRONT WINDOW UP	WHITE/YELLOW	Harness In Driver's Kick From Driver Door
RIGHT FRONT WINDOW DOWN	TAN/BLUE	Harness In Driver's Kick From Driver Door
LEFT REAR WINDOW UP	GRAY/ORANGE	Harness In Driver's Kick From Driver Door
LEFT REAR WINDOW DOWN	YELLOW/BLUE	Harness In Driver's Kick From Driver Door
RIGHT REAR WINDOW UP	YELLOW/BLACK	Harness In Driver's Kick From Driver Door
RIGHT REAR WINDOW DOWN	RED/BLACK	Harness In Driver's Kick From Driver Door


This vehicle may be equipped with Ford's PATS anti-theft system. This must be bypassed when installing a remote start system.



WIRING INFORMATION 1997 Ford Explorer

WIRE	WIRE COLOR	LOCATION
12V CONSTANT WIRE	YELLOW	Ignition Harness
12V IGNITION WIRE	GRAY/PURPLE	Ignition Harness
12V ACCESSORY WIRE	GRAY/YELLOW	Ignition Harness
SECOND 12V ACCESSORY WIRE	BLACK/GREEN	Ignition Harness
STARTER	RED/LT.BLUE	Ignition Harness
PARKING LIGHTS (+)	PURPLE/WHITE	At Headlight Switch
POWER DOOR LOCK (-)	PINK/YELLOW	Harness In Driver's Kick Panel From Driver's Door
POWER DOOR UNLOCK (-)	PINK/GREEN	
DOOR TRIGGER WIRE (+)	BLACK/LT.BLUE	At Headlight Switch
DRIVER DOOR TRIGGER (-)	YELLOW/BLACK	Harness From Driver's Door
PASSENGER DOOR TRIGGER (-)	GRAY/RED	Harness In Passenger Kick Panel
LEFT REAR DOOR (-)	GREEN/YELLOW	Harness In Driver's Kick Panel Running To Rear Of Vehicle
RIGHT REAR DOOR (-)	PINK/LT.BLUE	Gray Connector In Passenger Kick Panel
REAR HATCH TRIGGER (-)	WHITE/PURPLE	Harness In Driver's Kick Panel Running To Rear Of Vehicle
HOOD TRIGGER (-)	TAN/LT.GREEN	At Factory Hood Pin
BRAKE WIRE (+)	LT.GREEN	Brake Pedal Switch
TACHOMETER WIRE	TAN/YELLOW	Module Located In Engine Bay Against Firewall On Passenger Side
FACTORY ALARM ARM	Arms on lock with a door open or with factory remote.	
FACTORY ALARM DISARM (-)	DK.GREEN/PURPLE	Harness In Driver's Kick Panel
HORN TRIGGER (-)	YELLOW/LT.GREEN	Brown Connector Right Of Steering Column
LEFT FRONT WINDOW UP	WHITE/BLACK	At Driver Window Motor Inside Door
LEFT FRONT WINDOW DOWN	RED	At Driver Window Motor Inside Door
RIGHT FRONT WINDOW UP	WHITE/YELLOW	Harness In Driver's Kick From Driver Door
RIGHT FRONT WINDOW DOWN	TAN/BLUE	Harness In Driver's Kick From Driver Door
LEFT REAR WINDOW UP	GRAY/ORANGE	Harness In Driver's Kick From Driver Door
LEFT REAR WINDOW DOWN	YELLOW/BLUE	Harness In Driver's Kick From Driver Door
RIGHT REAR WINDOW UP	YELLOW/BLACK	Harness In Driver's Kick From Driver Door
RIGHT REAR WINDOW DOWN	RED/BLACK	Harness In Driver's Kick From Driver Door


This vehicle may be equipped with Ford's PATS anti-theft system. This must be bypassed when installing a remote start system.



WIRING INFORMATION 1998 Ford Explorer

WIRE	WIRE COLOR	LOCATION
12V CONSTANT WIRE	YELLOW	Ignition Harness
12V IGNITION WIRE	GRAY/PURPLE	Ignition Harness
12V ACCESSORY WIRE	GRAY/YELLOW	Ignition Harness
SECOND 12V ACCESSORY WIRE	BLACK/GREEN	Ignition Harness
STARTER	RED/LT.BLUE	Ignition Harness
PARKING LIGHTS (+)	PURPLE/WHITE	At Headlight Switch
POWER DOOR LOCK (-)	PINK/YELLOW	Harness In Driver's Kick Panel From Driver's Door
POWER DOOR UNLOCK (-)	PINK/GREEN	
DOOR TRIGGER WIRE (+)	BLACK/LT.BLUE	At Headlight Switch
DRIVER DOOR TRIGGER (-)	YELLOW/BLACK	Harness From Driver's Door
PASSENGER DOOR TRIGGER (-)	GRAY/RED	Harness In Passenger Kick Panel
LEFT REAR DOOR (-)	GREEN/YELLOW	Harness In Driver's Kick Panel Running To Rear Of Vehicle
RIGHT REAR DOOR (-)	PINK/LT.BLUE	Gray Connector In Passenger Kick Panel
REAR HATCH TRIGGER (-)	WHITE/PURPLE	Harness In Driver's Kick Panel Running To Rear Of Vehicle
HOOD TRIGGER (-)	TAN/LT.GREEN	At Factory Hood Pin
BRAKE WIRE (+)	LT.GREEN	Brake Pedal Switch
TACHOMETER WIRE	TAN/YELLOW	Module Located In Engine Bay Against Firewall On Passenger Side
FACTORY ALARM ARM	Arms on lock with a door open or with factory remote.	
FACTORY ALARM DISARM (-)	DK.GREEN/PURPLE	Harness In Driver's Kick Panel
HORN TRIGGER (-)	YELLOW/LT.GREEN	Brown Connector Right Of Steering Column
LEFT FRONT WINDOW UP	WHITE/BLACK	At Driver Window Motor Inside Door
LEFT FRONT WINDOW DOWN	RED	At Driver Window Motor Inside Door
RIGHT FRONT WINDOW UP	WHITE/YELLOW	Harness In Driver's Kick From Driver Door
RIGHT FRONT WINDOW DOWN	TAN/BLUE	Harness In Driver's Kick From Driver Door
LEFT REAR WINDOW UP	GRAY/ORANGE	Harness In Driver's Kick From Driver Door
LEFT REAR WINDOW DOWN	YELLOW/BLUE	Harness In Driver's Kick From Driver Door
RIGHT REAR WINDOW UP	YELLOW/BLACK	Harness In Driver's Kick From Driver Door
RIGHT REAR WINDOW DOWN	RED/BLACK	Harness In Driver's Kick From Driver Door


This vehicle may be equipped with Ford's PATS anti-theft system. This must be bypassed when installing a remote start system.



WIRING INFORMATION 1999 Ford Explorer

WIRE	WIRE COLOR	LOCATION
12V CONSTANT WIRE	YELLOW	Ignition Harness
12V IGNITION WIRE	GRAY/PURPLE	Ignition Harness
12V ACCESSORY WIRE	GRAY/YELLOW	Ignition Harness
SECOND 12V ACCESSORY WIRE	BLACK/GREEN	Ignition Harness
STARTER	RED/LT.BLUE	Ignition Harness
PARKING LIGHTS (+)	PURPLE/WHITE	At Headlight Switch
POWER DOOR LOCK (-)	PINK/YELLOW	Harness In Driver's Kick Panel From Driver's Door
POWER DOOR UNLOCK (-)	PINK/GREEN	
DOOR TRIGGER WIRE (+)	BLACK/LT.BLUE	At Headlight Switch
DRIVER DOOR TRIGGER (-)	YELLOW/BLACK	Harness From Driver's Door
PASSENGER DOOR TRIGGER (-)	GRAY/RED	Harness In Passenger Kick Panel
LEFT REAR DOOR (-)	GREEN/YELLOW	Harness In Driver's Kick Panel Running To Rear Of Vehicle
RIGHT REAR DOOR (-)	PINK/LT.BLUE	Gray Connector In Passenger Kick Panel
REAR HATCH TRIGGER (-)	WHITE/PURPLE	Harness In Driver's Kick Panel Running To Rear Of Vehicle
HOOD TRIGGER (-)	TAN/LT.GREEN	At Factory Hood Pin
BRAKE WIRE (+)	LT.GREEN	Brake Pedal Switch
TACHOMETER WIRE	TAN/YELLOW	Module Located In Engine Bay Against Firewall On Passenger Side
FACTORY ALARM ARM	Arms on lock with a door open or with factory remote.	
FACTORY ALARM DISARM (-)	DK.GREEN/PURPLE	Harness In Driver's Kick Panel
HORN TRIGGER (-)	YELLOW/LT.GREEN	Brown Connector Right Of Steering Column
LEFT FRONT WINDOW UP	WHITE/BLACK	At Driver Window Motor Inside Door
LEFT FRONT WINDOW DOWN	RED	At Driver Window Motor Inside Door
RIGHT FRONT WINDOW UP	WHITE/YELLOW	Harness In Driver's Kick From Driver Door
RIGHT FRONT WINDOW DOWN	TAN/BLUE	Harness In Driver's Kick From Driver Door
LEFT REAR WINDOW UP	GRAY/ORANGE	Harness In Driver's Kick From Driver Door
LEFT REAR WINDOW DOWN	YELLOW/BLUE	Harness In Driver's Kick From Driver Door
RIGHT REAR WINDOW UP	YELLOW/BLACK	Harness In Driver's Kick From Driver Door
RIGHT REAR WINDOW DOWN	RED/BLACK	Harness In Driver's Kick From Driver Door


This vehicle may be equipped with Ford's PATS anti-theft system. This must be bypassed when installing a remote start system.



WIRING INFORMATION 2000 Ford Explorer





WIRE	WIRE COLOR	LOCATION
12V CONSTANT WIRE	YELLOW	Ignition Harness
12V IGNITION WIRE	GRAY/PURPLE	Ignition Harness
12V ACCESSORY WIRE	GRAY/YELLOW	Ignition Harness
SECOND 12V ACCESSORY WIRE	BLACK/GREEN	Ignition Harness
STARTER	RED/LT.BLUE	Ignition Harness
PARKING LIGHTS (+)	PURPLE/WHITE	At Headlight Switch
POWER DOOR LOCK (-)	PINK/YELLOW	Harness In Driver's Kick Panel From Driver's Door
POWER DOOR UNLOCK (-)	PINK/GREEN	
DOOR TRIGGER WIRE (+)	BLACK/LT.BLUE	At Headlight Switch
DRIVER DOOR TRIGGER (-)	YELLOW/BLACK	Harness From Driver's Door
PASSENGER DOOR TRIGGER (-)	GRAY/RED	Harness In Passenger Kick Panel
LEFT REAR DOOR (-)	GREEN/YELLOW	Harness In Driver's Kick Panel Running To Rear Of Vehicle
RIGHT REAR DOOR (-)	PINK/LT.BLUE	Gray Connector In Passenger Kick Panel
REAR HATCH TRIGGER (-)	WHITE/PURPLE	Harness In Driver's Kick Panel Running To Rear Of Vehicle
HOOD TRIGGER (-)	TAN/LT.GREEN	At Factory Hood Pin
BRAKE WIRE (+)	LT.GREEN	Brake Pedal Switch
TACHOMETER WIRE	TAN/YELLOW	Module Located In Engine Bay Against Firewall On Passenger Side
FACTORY ALARM ARM	Arms on lock with a door open or with factory remote.	
FACTORY ALARM DISARM (-)	DK.GREEN/PURPLE	Harness In Driver's Kick Panel
HORN TRIGGER (-)	YELLOW/LT.GREEN	Brown Connector Right Of Steering Column
LEFT FRONT WINDOW UP	WHITE/BLACK	At Driver Window Motor Inside Door
LEFT FRONT WINDOW DOWN	RED	At Driver Window Motor Inside Door
RIGHT FRONT WINDOW UP	WHITE/YELLOW	Harness In Driver's Kick From Driver Door
RIGHT FRONT WINDOW DOWN	TAN/BLUE	Harness In Driver's Kick From Driver Door
LEFT REAR WINDOW UP	GRAY/ORANGE	Harness In Driver's Kick From Driver Door
LEFT REAR WINDOW DOWN	YELLOW/BLUE	Harness In Driver's Kick From Driver Door
RIGHT REAR WINDOW UP	YELLOW/BLACK	Harness In Driver's Kick From Driver Door
RIGHT REAR WINDOW DOWN	RED/BLACK	Harness In Driver's Kick From Driver Door

This vehicle may be equipped with Ford's PATS anti-theft system. This must be bypassed when installing a remote start system.



WIRING INFORMATION: 2001 Ford Explorer

WIRE	WIRE COLOR	LOCATION
12V CONSTANT WIRE	YELLOW	Ignition Harness
STARTER WIRE	RED/LT. BLUE	Ignition Harness
IGNITION WIRE	LT GREEN/PURPLE	Ignition Harness
ACCESSORY WIRE	BROWN (2 brown wires, both must be energized with separate relays)	Ignition Harness
SECOND ACCESSORY WIRE	BLACK/GREEN	Ignition Harness
POWER LOCK	PINK/YELLOW	In Large Harness In Driver's Kick Panel
POWER UNLOCK	PINK/LT GREEN	In Large Harness In Driver's Kick Panel
On models with OEM keyless: door locks are negative trigger, on models without OEM keyless: door locks are 5-wire reverse polarity.		
The factory module that controls the door locks shuts down to conserve power. When installing an aftermarket keyless entry system, hook up dome light supervision and program the aftermarket system for a double-pulse unlock to "wake up" the module and unlock the doors.		
PARKING LIGHTS (+)	WHITE/BLACK or BROWN	Headlight Switch
LEFT FRONT DOOR TRIGGER (-)	YELLOW/BLACK	Harness Coming Into Vehicle From Driver's Door
RIGHT FRONT DOOR TRIGGER (-)	GRAY/RED	In Gray Connector In Passenger Kick Panel
LEFT REAR DOOR (-)	GREEN/YELLOW	Harness In Driver's Kick Panel
RIGHT REAR DOOR (-)	PINK/LTBLUE	Harness In Passenger Kick Panel
REAR HATCH TRIGGER (-)	WHITE/PURPLE	In Large Harness In Driver's Kick Panel
HOOD TRIGGER (-)	TAN/LT.GREEN	At Hood Pin
FACTORY ALARM ARM	Arms With Factory Remote Or Pressing The Lock Switch With Driver Door Open	
FACTORY ALARM DISARM (-)	DK. GREEN/PURPLE	Harness Coming Into Vehicle From Driver's Door
TACHOMETER	TAN/YELLOW	Powertrain Control Module Located In Engine Bay Against Firewall On Passenger Side
BRAKE WIRE (+)	LT GREEN	Plug At Brake Pedal Switch
HORN TRIGGER (-)	YELLOW/LT. GREEN	Harness At Column
LEFT FRONT WINDOW UP	WHITE/BLACK	At Driver Window Motor Inside Door
LEFT FRONT WINDOW DOWN	RED	At Driver Window Motor Inside Door
RIGHT FRONT WINDOW UP	WHITE/YELLOW	Harness In Driver's Kick From Driver Door
RIGHT FRONT WINDOW DOWN	TAN/BLUE	Harness In Driver's Kick From Driver Door
LEFT REAR WINDOW UP	YELLOW/BLUE	Harness In Driver's Kick From Driver Door
LEFT REAR WINDOW DOWN	GRAY/ORANGE	Harness In Driver's Kick From Driver Door
RIGHT REAR WINDOW UP	YELLOW/BLACK	Harness In Driver's Kick From Driver Door
RIGHT REAR WINDOW DOWN	RED/BLACK	Harness In Driver's Kick From Driver Door
This vehicle is equipped with a factory Immobilizer system. This must be bypassed when installing a remote start system.		



WIRING INFORMATION: 2002 Ford Explorer

WIRE	WIRE COLOR	LOCATION
12V CONSTANT WIRE	YELLOW	Ignition Harness
STARTER WIRE	RED/LT. BLUE	Ignition Harness
IGNITION WIRE	LT GREEN/PURPLE	Ignition Harness
ACCESSORY WIRE	BROWN (2 brown wires, both must be energized with separate relays)	Ignition Harness
SECOND ACCESSORY WIRE	BLACK/GREEN	Ignition Harness
POWER LOCK (models with OEM keyless: negative trigger, on models without OEM keyless entry: 5-wire reverse polarity)	PINK/YELLOW	Harness In Driver's Kick Panel
POWER UNLOCK (models with OEM keyless: negative trigger, on models without OEM keyless: 5-wire reverse polarity)	PINK/LT GREEN	Harness In Driver's Kick Panel
The factory module that controls the door locks shuts down to conserve power. When installing an aftermarket keyless entry system, hook up dome light supervision and program the aftermarket system for a double-pulse unlock to "wake up" the module and unlock the doors.		
PARKING LIGHTS (+)	WHITE/BLACK or BROWN	Headlight Switch
DRIVER DOOR TRIGGER (-)	YELLOW/BLACK	Harness In Driver's Kick Panel
PASSENGER DOOR TRIGGER (-)	GRAY/RED	Harness In Passenger Kick Panel
LEFT REAR DOOR (-)	GREEN/YELLOW	Harness In Driver's Kick Panel
RIGHT REAR DOOR (-)	PINK/LT,BLUE	Harness In Passenger Kick Panel
REAR HATCH TRIGGER (-)	WHITE/PURPLE	Harness In Driver's Kick Panel
HOOD TRIGGER (-)	TAN/LT.GREEN	Harness In Driver's Kick Panel
FACTORY ALARM ARM	Arms on lock w/ door open	
FACTORY ALARM DISARM (-)	DK. GREEN/PURPLE	Harness In Driver's Kick Panel
TACHOMETER	TAN/YELLOW	Powertrain Control Module Located In Engine Bay Against Firewall On Passenger Side
BRAKE WIRE (+)	LT GREEN	Plug At Brake Pedal Switch
HORN TRIGGER (-)	YELLOW/LT. GREEN	Harness At Column
LEFT FRONT WINDOW UP	WHITE/BLACK	At Driver Window Motor Inside Door
LEFT FRONT WINDOW DOWN	RED	At Driver Window Motor Inside Door
RIGHT FRONT WINDOW UP	WHITE/YELLOW	Harness In Driver's Kick From Driver Door
RIGHT FRONT WINDOW DOWN	TAN/BLUE	Harness In Driver's Kick From Driver Door
LEFT REAR WINDOW UP	YELLOW/BLUE	Harness In Driver's Kick From Driver Door
LEFT REAR WINDOW DOWN	GRAY/ORANGE	Harness In Driver's Kick From Driver Door
RIGHT REAR WINDOW UP	YELLOW/BLACK	Harness In Driver's Kick From Driver Door
RIGHT REAR WINDOW DOWN	RED/BLACK	Harness In Driver's Kick From Driver Door
This vehicle is equipped with a factory Immobilizer system. This must be bypassed when installing a remote start system.		

WIRING INFORMATION: 2003 Ford Explorer

WIRE	WIRE COLOR	LOCATION
12V CONSTANT WIRE	YELLOW	Ignition Harness
STARTER WIRE	RED/LT. BLUE	Ignition Harness
IGNITION WIRE	LT GREEN/PURPLE	Ignition Harness
ACCESSORY WIRE	BROWN (2 brown wires, both must be energized with separate relays)	Ignition Harness
SECOND ACCESSORY WIRE	BLACK/GREEN	Ignition Harness
POWER LOCK (models with OEM keyless: negative trigger, on models without OEM keyless entry: 5-wire reverse polarity)	PINK/YELLOW	Harness In Driver's Kick Panel
POWER UNLOCK (models with OEM keyless: negative trigger, on models without OEM keyless: 5-wire reverse polarity)	PINK/LT GREEN	Harness In Driver's Kick Panel
The factory module that controls the door locks shuts down to conserve power. When installing an aftermarket keyless entry system, hook up dome light supervision and program the aftermarket system for a double-pulse unlock to "wake up" the module and unlock the doors.		
PARKING LIGHTS (+)	WHITE/BLACK or BROWN	Headlight Switch
DRIVER DOOR TRIGGER (-)	YELLOW/BLACK	Harness In Driver's Kick Panel
PASSENGER DOOR TRIGGER (-)	GRAY/RED	Harness In Passenger Kick Panel
LEFT REAR DOOR (-)	GREEN/YELLOW	Harness In Driver's Kick Panel
RIGHT REAR DOOR (-)	PINK/LT,BLUE	Harness In Passenger Kick Panel
REAR HATCH TRIGGER (-)	WHITE/PURPLE	Harness In Driver's Kick Panel
HOOD TRIGGER (-)	TAN/LT.GREEN	Harness In Driver's Kick Panel
FACTORY ALARM ARM	Arms on lock w/ door open	
FACTORY ALARM DISARM (-)	DK. GREEN/PURPLE	Harness In Driver's Kick Panel
TACHOMETER	TAN/YELLOW	Powertrain Control Module Located In Engine Bay Against Firewall On Passenger Side
BRAKE WIRE (+)	LT GREEN	Plug At Brake Pedal Switch
HORN TRIGGER (-)	YELLOW/LT. GREEN	Harness At Column
LEFT FRONT WINDOW UP	WHITE/BLACK	At Driver Window Motor Inside Door
LEFT FRONT WINDOW DOWN	RED	At Driver Window Motor Inside Door
RIGHT FRONT WINDOW UP	WHITE/YELLOW	Harness In Driver's Kick From Driver Door
RIGHT FRONT WINDOW DOWN	TAN/BLUE	Harness In Driver's Kick From Driver Door
LEFT REAR WINDOW UP	YELLOW/BLUE	Harness In Driver's Kick From Driver Door
LEFT REAR WINDOW DOWN	GRAY/ORANGE	Harness In Driver's Kick From Driver Door
RIGHT REAR WINDOW UP	YELLOW/BLACK	Harness In Driver's Kick From Driver Door
RIGHT REAR WINDOW DOWN	RED/BLACK	Harness In Driver's Kick From Driver Door
This vehicle is equipped with a factory Immobilizer system. This must be bypassed when installing a remote start system.		

WIRING INFORMATION: 2004 Ford Explorer

WIRE	WIRE COLOR	LOCATION
12V CONSTANT WIRE	YELLOW	Ignition Harness
STARTER WIRE	RED	Ignition Harness
IGNITION WIRE	RED/LT.GREEN	Ignition Harness
ACCESSORY WIRE	DK.GREEN/LT.GREEN	Ignition Harness
POWER LOCK (-)	PINK/YELLOW	Harness In Driver's Kick Panel
POWER UNLOCK (-)	PINK/LT GREEN	Harness In Driver's Kick Panel
The factory module that controls the door locks shuts down to conserve power. When installing an aftermarket keyless entry system, hook up dome light supervision and program the aftermarket system for a double-pulse unlock to "wake up" the module and unlock the doors.		
PARKING LIGHTS (+)	BROWN	Headlight Switch
DOOR TRIGGER (+)	BLACK/LT.BLUE	Harness In Driver's Kick Panel
REAR HATCH TRIGGER	TIED IN WITH DOORS	
REAR HATCH RELEASE (+)	ORANGE/GREEN or PURPLE/YELLOW	Module In Passenger Rear Quarter Panel
TACHOMETER	Not WHITE/LT.BLUE	At Ignition Coil
BRAKE WIRE (+)	LT GREEN or TAN/BLACK	Plug At Brake Pedal Switch
HORN TRIGGER (-)	YELLOW/LT. GREEN	Harness At Column
LEFT FRONT WINDOW UP	WHITE/BLACK	At Driver Window Motor Inside Door
LEFT FRONT WINDOW DOWN	TAN/LT.BLUE	At Driver Window Motor Inside Door
RIGHT FRONT WINDOW UP	WHITE/YELLOW	Harness In Driver's Kick From Driver Door
RIGHT FRONT WINDOW DOWN	TAN/LT.BLUE	Harness In Driver's Kick From Driver Door
LEFT REAR WINDOW UP	GRAY/ORANGE	Harness In Driver's Kick From Driver Door
LEFT REAR WINDOW DOWN	YELLOW/LT.BLUE	Harness In Driver's Kick From Driver Door
RIGHT REAR WINDOW UP	YELLOW/BLACK	Harness In Driver's Kick From Driver Door
RIGHT REAR WINDOW DOWN	RED/BLACK	Harness In Driver's Kick From Driver Door
This vehicle is equipped with a factory Immobilizer system. This must be bypassed when installing a remote start system.		

WIRING INFORMATION: 2005 Ford Explorer

WIRE	WIRE COLOR	LOCATION
12V CONSTANT WIRE	YELLOW	Ignition Harness
STARTER WIRE	RED	Ignition Harness
IGNITION WIRE	RED/LT.GREEN	Ignition Harness
ACCESSORY WIRE	DK.GREEN/LT.GREEN	Ignition Harness
POWER LOCK (-)	PINK/YELLOW	Harness In Driver's Kick Panel
POWER UNLOCK (-)	PINK/LT GREEN	Harness In Driver's Kick Panel
The factory module that controls the door locks shuts down to conserve power. When installing an aftermarket keyless entry system, hook up dome light supervision and program the aftermarket system for a double-pulse unlock to "wake up" the module and unlock the doors.		
PARKING LIGHTS (+)	BROWN	Headlight Switch
DOOR TRIGGER (+)	BLACK/LT.BLUE	Harness In Driver's Kick Panel
REAR HATCH TRIGGER	TIED IN WITH DOORS	
REAR HATCH RELEASE (+)	ORANGE/GREEN or PURPLE/YELLOW	Module In Passenger Rear Quarter Panel
TACHOMETER	Not WHITE/LT.BLUE	At Ignition Coil
BRAKE WIRE (+)	LT GREEN or TAN/BLACK	Plug At Brake Pedal Switch
HORN TRIGGER (-)	YELLOW/LT. GREEN	Harness At Column
LEFT FRONT WINDOW UP	WHITE/BLACK	At Driver Window Motor Inside Door
LEFT FRONT WINDOW DOWN	TAN/LT.BLUE	At Driver Window Motor Inside Door
RIGHT FRONT WINDOW UP	WHITE/YELLOW	Harness In Driver's Kick From Driver Door
RIGHT FRONT WINDOW DOWN	TAN/LT.BLUE	Harness In Driver's Kick From Driver Door
LEFT REAR WINDOW UP	GRAY/ORANGE	Harness In Driver's Kick From Driver Door
LEFT REAR WINDOW DOWN	YELLOW/LT.BLUE	Harness In Driver's Kick From Driver Door
RIGHT REAR WINDOW UP	YELLOW/BLACK	Harness In Driver's Kick From Driver Door
RIGHT REAR WINDOW DOWN	RED/BLACK	Harness In Driver's Kick From Driver Door
This vehicle is equipped with a factory Immobilizer system. This must be bypassed when installing a remote start system.		

WIRING INFORMATION: 2006 Ford Explorer

WIRE	WIRE COLOR	LOCATION
12V CONSTANT WIRE	PURPLE/RED	Ignition Harness
STARTER WIRE	BLUE/WHITE	Ignition Harness
IGNITION WIRE	WHITE/ORANGE	Ignition Harness
ACCESSORY WIRE	PURPLE/GREEN	Ignition Harness
POWER LOCK (-)	GRAY/YELLOW	Connector B At Smart Junction Box Attached To Fuse Box Under Dash
POWER UNLOCK (-)	PURPLE/GRAY	Connector B At Smart Junction Box Attached To Fuse Box Under Dash
PARKING LIGHTS (+)	BLUE/WHITE	Connector A At Smart Junction Box Attached To Fuse Box Under Dash
DOOR TRIGGER (+)	YELLOW/GRAY	Connector A At Smart Junction Box Attached To Fuse Box Under Dash
REAR HATCH TRIGGER	TIED IN WITH DOORS	
REAR HATCH RELEASE (-)	BROWN	Connector B At Smart Junction Box Attached To Fuse Box Under Dash
Test hatch release wire while opening glass hatch from handle on the rear hatch.		
TACHOMETER	Not GRAY or PURPLE	At Ignition Coil
BRAKE WIRE (+)	PURPLE/WHITE	Connector C At Smart Junction Box Attached To Fuse Box Under Dash
HORN TRIGGER (-)	BLUE/WHITE	Connector A At Smart Junction Box Attached To Fuse Box Under Dash
LEFT FRONT WINDOW UP	BLUE/GRAY	At Driver Window Motor Inside Door
LEFT FRONT WINDOW DOWN	YELLOW/PURPLE	At Driver Window Motor Inside Door
RIGHT FRONT WINDOW UP	BROWN/YELLOW	Harness In Driver's Kick From Driver Door
RIGHT FRONT WINDOW DOWN	GREEN/ORANGE	Harness In Driver's Kick From Driver Door
LEFT REAR WINDOW UP	BLUE/ORANGE	Harness In Driver's Kick From Driver Door
LEFT REAR WINDOW DOWN	YELLOW	Harness In Driver's Kick From Driver Door
RIGHT REAR WINDOW UP	GRAY/PURPLE	Harness In Driver's Kick From Driver Door
RIGHT REAR WINDOW DOWN	BROWN/GREEN	Harness In Driver's Kick From Driver Door
This vehicle is equipped with a factory Immobilizer system. This must be bypassed when installing a remote start system.		