

ALARM REMOTE START WIRING

WIRE	COLOR	LOCATION
12V CONSTANT WIRE	YELLOW	Ignition Harness
STARTER WIRE 1	RED/LT.BLUE	Ignition Harness
IGNITION WIRE 1	RED/LT.GREEN	Ignition Harness
ACCESSORY WIRE 1	GRAY/YELLOW	Ignition Harness
TACHOMETER WIRE	TAN/YELLOW	At Ignition Coil
DIESEL TACHOMETER WIRE	WHITE/BLACK (Diesels)	At Alternator
DIESEL WAIT-TO-START (-)	BLACK/PINK	Behind Instrument Cluster
BRAKE WIRE (+)	LT.GREEN	Harness In Driver's Kick Panel Or Brake Pedal Switch
HORN TRIGGER (-)	DARK BLUE	Harness At Steering Column
PARKING LIGHTS (+)	BROWN	At Headlight Switch
ALL DOOR TRIGGER (+)	BLACK/LT.BLUE	At Courtesy Light Under Dash
POWER DOOR LOCK	BLACK/ORANGE	At Harness In Passenger Kick Panel
Notes: Door locks are reverse-polarity. Test using driver's door lock switch. Refer to TechDoc 3956		
POWER DOOR UNLOCK	PINK/GREEN	At Harness In Passenger Kick Panel
Notes: Door locks are reverse-polarity. Test using driver's door lock switch. Refer to TechDoc 3956		
LEFT FRONT WINDOW UP	RED	At Driver Window Motor Inside Door
LEFT FRONT WINDOW DOWN	YELLOW	At Driver Window Motor Inside Door
RIGHT FRONT WINDOW UP	RED/BLACK	Harness In Driver's Kick From Driver Door
RIGHT FRONT WINDOW DOWN	YELLOW/BLACK	Harness In Driver's Kick From Driver Door

INTERFACE	PART NUMBER	NOTES
None required	NA	NA
Please verify all part numbers before ordering.		

AUDIO WIRING			
WIRE	COLOR	LOCATION	NOTES
RADIO CONSTANT	GREEN/YELLOW	Radio Harness	
RADIO SWITCHED	YELLOW/BLACK	Radio Harness	
RADIO GROUND	RED or BLACK	Radio Harness	
LEFT FRONT SPEAKER (+)	ORANGE/GREEN	Radio Harness Or Speaker	
LEFT FRONT SPEAKER (-)	BLACK/WHITE	Radio Harness Or Speaker	
RIGHT FRONT SPEAKER (+)	WHITE/GREEN	Radio Harness Or Speaker	
RIGHT FRONT SPEAKER (-)	BLACK/WHITE	Radio Harness Or Speaker	
LEFT REAR SPEAKER (+)	PINK/GREEN	Radio Harness Or Speaker	
LEFT REAR SPEAKER (-)	PINK/BLUE	Radio Harness Or Speaker	
RIGHT REAR SPEAKER (+)	PINK/BLUE	Radio Harness Or Speaker	
RIGHT REAR SPEAKER (-)	GREEN/ORANGE	Radio Harness Or Speaker	

FRONT SPEAKERS SIZE	REAR SPEAKERS SIZE	AMP LOCATION	NOTES
6.5"	6x8"		

RADIO DASH KIT OPTIONS	RADIO WIRE HARNESS OPTIONS	ANTENNA ADAPTER OPTIONS
DIN opening - none required	METRA 70-1770, SCOSCHE FD02B	Not required

Please verify all part numbers before ordering.

ALARM REMOTE START WIRING

WIRE	COLOR	LOCATION
12V CONSTANT WIRE	YELLOW	Ignition Harness
STARTER WIRE 1	RED/LT.BLUE	Ignition Harness
IGNITION WIRE 1	RED/LT.GREEN	Ignition Harness
ACCESSORY WIRE 1	GRAY/YELLOW	Ignition Harness
TACHOMETER WIRE	TAN/YELLOW	At Ignition Coil
DIESEL TACHOMETER WIRE	WHITE/BLACK (Diesels)	At Alternator
DIESEL WAIT-TO-START (-)	BLACK/PINK	Behind Instrument Cluster
BRAKE WIRE (+)	LT.GREEN	Harness In Driver's Kick Panel Or Brake Pedal Switch
HORN TRIGGER (-)	DARK BLUE	Harness At Steering Column
PARKING LIGHTS (+)	BROWN	At Headlight Switch
ALL DOOR TRIGGER (+)	BLACK/LT.BLUE	At Courtesy Light Under Dash
POWER DOOR LOCK	BLACK/ORANGE	At Harness In Passenger Kick Panel
Notes: Door locks are reverse-polarity. Test using driver's door lock switch. Refer to TechDoc 3956		
POWER DOOR UNLOCK	PINK/GREEN	At Harness In Passenger Kick Panel
Notes: Door locks are reverse-polarity. Test using driver's door lock switch. Refer to TechDoc 3956		
LEFT FRONT WINDOW UP	RED	At Driver Window Motor Inside Door
LEFT FRONT WINDOW DOWN	YELLOW	At Driver Window Motor Inside Door
RIGHT FRONT WINDOW UP	RED/BLACK	Harness In Driver's Kick From Driver Door
RIGHT FRONT WINDOW DOWN	YELLOW/BLACK	Harness In Driver's Kick From Driver Door

INTERFACE	PART NUMBER	NOTES
None required	NA	NA

Please verify all part numbers before ordering.

AUDIO WIRING			
WIRE	COLOR	LOCATION	NOTES
RADIO CONSTANT	GREEN/YELLOW	Radio Harness	
RADIO SWITCHED	YELLOW/BLACK	Radio Harness	
RADIO GROUND	RED or BLACK	Radio Harness	
LEFT FRONT SPEAKER (+)	ORANGE/GREEN	Radio Harness Or Speaker	
LEFT FRONT SPEAKER (-)	BLACK/WHITE	Radio Harness Or Speaker	
RIGHT FRONT SPEAKER (+)	WHITE/GREEN	Radio Harness Or Speaker	
RIGHT FRONT SPEAKER (-)	BLACK/WHITE	Radio Harness Or Speaker	
LEFT REAR SPEAKER (+)	PINK/GREEN	Radio Harness Or Speaker	
LEFT REAR SPEAKER (-)	PINK/BLUE	Radio Harness Or Speaker	
RIGHT REAR SPEAKER (+)	PINK/BLUE	Radio Harness Or Speaker	
RIGHT REAR SPEAKER (-)	GREEN/ORANGE	Radio Harness Or Speaker	

FRONT SPEAKERS SIZE	REAR SPEAKERS SIZE	AMP LOCATION	NOTES
6.5"	6x8"		

RADIO DASH KIT OPTIONS	RADIO WIRE HARNESS OPTIONS	ANTENNA ADAPTER OPTIONS
DIN opening - none required	METRA 70-1770, SCOSCHE FD02B	Not required

Please verify all part numbers before ordering.

ALARM REMOTE START WIRING

WIRE	COLOR	LOCATION
12V CONSTANT WIRE	YELLOW	Ignition Harness
STARTER WIRE 1	RED/LT.BLUE	Ignition Harness
IGNITION WIRE 1	RED/LT.GREEN	Ignition Harness
ACCESSORY WIRE 1	GRAY/YELLOW	Ignition Harness
TACHOMETER WIRE	TAN/YELLOW	At Ignition Coil
DIESEL TACHOMETER WIRE	WHITE/BLACK (Diesels)	At Alternator
DIESEL WAIT-TO-START (-)	BLACK/PINK	Behind Instrument Cluster
BRAKE WIRE (+)	LT.GREEN	Harness In Driver's Kick Panel Or Brake Pedal Switch
HORN TRIGGER (-)	DARK BLUE	Harness At Steering Column
PARKING LIGHTS (+)	BROWN	At Headlight Switch
ALL DOOR TRIGGER (+)	BLACK/LT.BLUE	At Courtesy Light Under Dash
POWER DOOR LOCK	BLACK/ORANGE	At Harness In Passenger Kick Panel
Notes: Door locks are reverse-polarity. Test using driver's door lock switch. Refer to TechDoc 3956		
POWER DOOR UNLOCK	PINK/GREEN	At Harness In Passenger Kick Panel
Notes: Door locks are reverse-polarity. Test using driver's door lock switch. Refer to TechDoc 3956		
LEFT FRONT WINDOW UP	RED	At Driver Window Motor Inside Door
LEFT FRONT WINDOW DOWN	YELLOW	At Driver Window Motor Inside Door
RIGHT FRONT WINDOW UP	RED/BLACK	Harness In Driver's Kick From Driver Door
RIGHT FRONT WINDOW DOWN	YELLOW/BLACK	Harness In Driver's Kick From Driver Door

INTERFACE	PART NUMBER	NOTES
None required	NA	NA

Please verify all part numbers before ordering.

Remote starter and security installations should be attempted by experienced security installers only. Information contained is accurate to the best of our knowledge and experience. Information contained is without any representation of warranty. It is the installer's responsibility to test and confirm all circuits with a digital multi-meter. Proper installation remains the responsibility of the installer. CarAlarmPros assumes no liability or responsibility resulting from an improper installation, even in reliance with the information contained in this guide.

AUDIO WIRING			
WIRE	COLOR	LOCATION	NOTES
RADIO CONSTANT	GREEN/YELLOW	Radio Harness	
RADIO SWITCHED	YELLOW/BLACK	Radio Harness	
RADIO GROUND	RED or BLACK	Radio Harness	
LEFT FRONT SPEAKER (+)	ORANGE/GREEN	Radio Harness Or Speaker	
LEFT FRONT SPEAKER (-)	BLACK/WHITE	Radio Harness Or Speaker	
RIGHT FRONT SPEAKER (+)	WHITE/GREEN	Radio Harness Or Speaker	
RIGHT FRONT SPEAKER (-)	BLACK/WHITE	Radio Harness Or Speaker	
LEFT REAR SPEAKER (+)	PINK/GREEN	Radio Harness Or Speaker	
LEFT REAR SPEAKER (-)	PINK/BLUE	Radio Harness Or Speaker	
RIGHT REAR SPEAKER (+)	PINK/BLUE	Radio Harness Or Speaker	
RIGHT REAR SPEAKER (-)	GREEN/ORANGE	Radio Harness Or Speaker	

FRONT SPEAKERS SIZE	REAR SPEAKERS SIZE	AMP LOCATION	NOTES
6.5"	6x8"		

RADIO DASH KIT OPTIONS	RADIO WIRE HARNESS OPTIONS	ANTENNA ADAPTER OPTIONS
DIN opening - none required	METRA 70-1770, SCOSCHE FD02B	Not required

Please verify all part numbers before ordering.

ALARM REMOTE START WIRING

WIRE	COLOR	LOCATION
12V CONSTANT WIRE	YELLOW	Ignition Harness
STARTER WIRE 1	RED/LT.BLUE	Ignition Harness
IGNITION WIRE 1	RED/LT.GREEN	Ignition Harness
ACCESSORY WIRE 1	GRAY/YELLOW	Ignition Harness
TACHOMETER WIRE	TAN/YELLOW	At Ignition Coil
DIESEL TACHOMETER WIRE	WHITE/BLACK (Diesels)	At Alternator
DIESEL WAIT-TO-START (-)	BLACK/PINK	Behind Instrument Cluster
BRAKE WIRE (+)	LT.GREEN	Harness In Driver's Kick Panel Or Brake Pedal Switch
HORN TRIGGER (-)	DARK BLUE	Harness At Steering Column
PARKING LIGHTS (+)	BROWN	At Headlight Switch
ALL DOOR TRIGGER (+)	BLACK/LT.BLUE	At Courtesy Light Under Dash
POWER DOOR LOCK	BLACK/ORANGE	At Harness In Passenger Kick Panel
Notes: Door locks are reverse-polarity. Test using driver's door lock switch. Refer to TechDoc 3956		
POWER DOOR UNLOCK	PINK/GREEN	At Harness In Passenger Kick Panel
Notes: Door locks are reverse-polarity. Test using driver's door lock switch. Refer to TechDoc 3956		
LEFT FRONT WINDOW UP	RED	At Driver Window Motor Inside Door
LEFT FRONT WINDOW DOWN	YELLOW	At Driver Window Motor Inside Door
RIGHT FRONT WINDOW UP	RED/BLACK	Harness In Driver's Kick From Driver Door
RIGHT FRONT WINDOW DOWN	YELLOW/BLACK	Harness In Driver's Kick From Driver Door

INTERFACE	PART NUMBER	NOTES
None required	NA	NA

Please verify all part numbers before ordering.

AUDIO WIRING			
WIRE	COLOR	LOCATION	NOTES
RADIO CONSTANT	GREEN/YELLOW	Radio Harness	
RADIO SWITCHED	YELLOW/BLACK	Radio Harness	
RADIO GROUND	RED or BLACK	Radio Harness	
LEFT FRONT SPEAKER (+)	ORANGE/GREEN	Radio Harness Or Speaker	
LEFT FRONT SPEAKER (-)	BLACK/WHITE	Radio Harness Or Speaker	
RIGHT FRONT SPEAKER (+)	WHITE/GREEN	Radio Harness Or Speaker	
RIGHT FRONT SPEAKER (-)	BLACK/WHITE	Radio Harness Or Speaker	
LEFT REAR SPEAKER (+)	PINK/GREEN	Radio Harness Or Speaker	
LEFT REAR SPEAKER (-)	PINK/BLUE	Radio Harness Or Speaker	
RIGHT REAR SPEAKER (+)	PINK/BLUE	Radio Harness Or Speaker	
RIGHT REAR SPEAKER (-)	GREEN/ORANGE	Radio Harness Or Speaker	

FRONT SPEAKERS SIZE	REAR SPEAKERS SIZE	AMP LOCATION	NOTES
6.5"	6x8"		

RADIO DASH KIT OPTIONS	RADIO WIRE HARNESS OPTIONS	ANTENNA ADAPTER OPTIONS
DIN opening - none required	METRA 70-1770, SCOSCHE FD02B	Not required

Please verify all part numbers before ordering.

ALARM REMOTE START WIRING

WIRE	COLOR	LOCATION
12V CONSTANT WIRE	YELLOW	Ignition Harness
STARTER WIRE 1	RED/LT.BLUE	Ignition Harness
IGNITION WIRE 1	RED/LT.GREEN	Ignition Harness
ACCESSORY WIRE 1	GRAY/YELLOW	Ignition Harness
TACHOMETER WIRE	TAN/YELLOW	At Ignition Coil
DIESEL TACHOMETER WIRE	WHITE/BLACK (Diesels)	At Alternator
DIESEL WAIT-TO-START (-)	BLACK/PINK	Behind Instrument Cluster
BRAKE WIRE (+)	LT.GREEN	Harness In Driver's Kick Panel Or Brake Pedal Switch
HORN TRIGGER (-)	DARK BLUE	Harness At Steering Column
PARKING LIGHTS (+)	BROWN	At Headlight Switch
ALL DOOR TRIGGER (+)	BLACK/LT.BLUE	At Courtesy Light Under Dash
POWER DOOR LOCK	BLACK/ORANGE	At Harness In Passenger Kick Panel
Notes: Door locks are reverse-polarity. Test using driver's door lock switch. Refer to TechDoc 3956		
POWER DOOR UNLOCK	PINK/GREEN	At Harness In Passenger Kick Panel
Notes: Door locks are reverse-polarity. Test using driver's door lock switch. Refer to TechDoc 3956		
LEFT FRONT WINDOW UP	RED	At Driver Window Motor Inside Door
LEFT FRONT WINDOW DOWN	YELLOW	At Driver Window Motor Inside Door
RIGHT FRONT WINDOW UP	RED/BLACK	Harness In Driver's Kick From Driver Door
RIGHT FRONT WINDOW DOWN	YELLOW/BLACK	Harness In Driver's Kick From Driver Door

INTERFACE	PART NUMBER	NOTES
None required	NA	NA
Please verify all part numbers before ordering.		

AUDIO WIRING			
WIRE	COLOR	LOCATION	NOTES
RADIO CONSTANT	GREEN/YELLOW	Radio Harness	
RADIO SWITCHED	YELLOW/BLACK	Radio Harness	
RADIO GROUND	RED or BLACK	Radio Harness	
LEFT FRONT SPEAKER (+)	ORANGE/GREEN	Radio Harness Or Speaker	
LEFT FRONT SPEAKER (-)	BLACK/WHITE	Radio Harness Or Speaker	
RIGHT FRONT SPEAKER (+)	WHITE/GREEN	Radio Harness Or Speaker	
RIGHT FRONT SPEAKER (-)	BLACK/WHITE	Radio Harness Or Speaker	
LEFT REAR SPEAKER (+)	PINK/GREEN	Radio Harness Or Speaker	
LEFT REAR SPEAKER (-)	PINK/BLUE	Radio Harness Or Speaker	
RIGHT REAR SPEAKER (+)	PINK/BLUE	Radio Harness Or Speaker	
RIGHT REAR SPEAKER (-)	GREEN/ORANGE	Radio Harness Or Speaker	

FRONT SPEAKERS SIZE	REAR SPEAKERS SIZE	AMP LOCATION	NOTES
6.5"	6x8"		

RADIO DASH KIT OPTIONS	RADIO WIRE HARNESS OPTIONS	ANTENNA ADAPTER OPTIONS
DIN opening - none required	METRA 70-1770, SCOSCHE FD02B	Not required

Please verify all part numbers before ordering.

ALARM REMOTE START WIRING

WIRE	COLOR	LOCATION
12V CONSTANT WIRE	YELLOW	Ignition Harness
STARTER WIRE 1	RED/LT.BLUE	Ignition Harness
IGNITION WIRE 1	RED/LT.GREEN	Ignition Harness
ACCESSORY WIRE 1	GRAY/YELLOW	Ignition Harness
TACHOMETER WIRE	TAN/YELLOW	At Ignition Coil
DIESEL TACHOMETER WIRE	WHITE/BLACK (Diesels)	At Alternator
DIESEL WAIT-TO-START (-)	BLACK/PINK	Behind Instrument Cluster
BRAKE WIRE (+)	LT.GREEN	Harness In Driver's Kick Panel Or Brake Pedal Switch
HORN TRIGGER (-)	DARK BLUE	Harness At Steering Column
PARKING LIGHTS (+)	BROWN	At Headlight Switch
ALL DOOR TRIGGER (+)	BLACK/LT.BLUE	At Courtesy Light Under Dash
POWER DOOR LOCK	BLACK/ORANGE	At Harness In Passenger Kick Panel
Notes: Door locks are reverse-polarity. Test using driver's door lock switch. Refer to TechDoc 3956		
POWER DOOR UNLOCK	PINK/GREEN	At Harness In Passenger Kick Panel
Notes: Door locks are reverse-polarity. Test using driver's door lock switch. Refer to TechDoc 3956		
LEFT FRONT WINDOW UP	RED	At Driver Window Motor Inside Door
LEFT FRONT WINDOW DOWN	YELLOW	At Driver Window Motor Inside Door
RIGHT FRONT WINDOW UP	RED/BLACK	Harness In Driver's Kick From Driver Door
RIGHT FRONT WINDOW DOWN	YELLOW/BLACK	Harness In Driver's Kick From Driver Door

INTERFACE	PART NUMBER	NOTES
None required	NA	NA
Please verify all part numbers before ordering.		

Remote starter and security installations should be attempted by experienced security installers only. Information contained is accurate to the best of our knowledge and experience. Information contained is without any representation of warranty. It is the installer's responsibility to test and confirm all circuits with a digital multi-meter. Proper installation remains the responsibility of the installer. CarAlarmPros assumes no liability or responsibility resulting from an improper installation, even in reliance with the information contained in this guide.

AUDIO WIRING			
WIRE	COLOR	LOCATION	NOTES
RADIO CONSTANT	GREEN/YELLOW	Radio Harness	
RADIO SWITCHED	YELLOW/BLACK	Radio Harness	
RADIO GROUND	RED or BLACK	Radio Harness	
LEFT FRONT SPEAKER (+)	ORANGE/GREEN	Radio Harness Or Speaker	
LEFT FRONT SPEAKER (-)	BLACK/WHITE	Radio Harness Or Speaker	
RIGHT FRONT SPEAKER (+)	WHITE/GREEN	Radio Harness Or Speaker	
RIGHT FRONT SPEAKER (-)	BLACK/WHITE	Radio Harness Or Speaker	
LEFT REAR SPEAKER (+)	PINK/GREEN	Radio Harness Or Speaker	
LEFT REAR SPEAKER (-)	PINK/BLUE	Radio Harness Or Speaker	
RIGHT REAR SPEAKER (+)	PINK/BLUE	Radio Harness Or Speaker	
RIGHT REAR SPEAKER (-)	GREEN/ORANGE	Radio Harness Or Speaker	

FRONT SPEAKERS SIZE	REAR SPEAKERS SIZE	AMP LOCATION	NOTES
6.5"	6x8"		

RADIO DASH KIT OPTIONS	RADIO WIRE HARNESS OPTIONS	ANTENNA ADAPTER OPTIONS
DIN opening - none required	METRA 70-1770, SCOSCHE FD02B	Not required

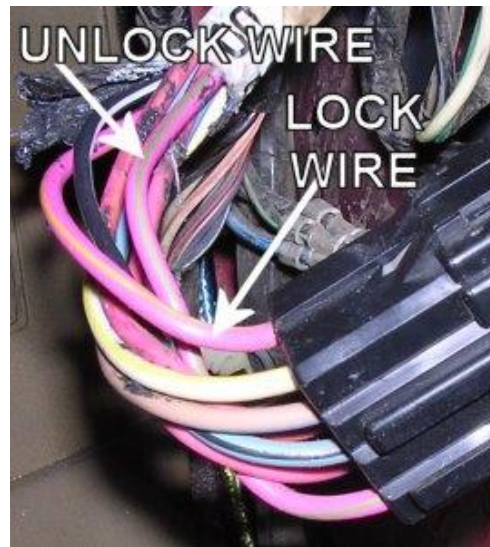

Please verify all part numbers before ordering.

ALARM REMOTE START WIRING

WIRE	COLOR	LOCATION
12V CONSTANT WIRE	YELLOW	Ignition Harness
STARTER WIRE 1	RED/LT.BLUE	Ignition Harness
IGNITION WIRE 1	RED/LT.GREEN	Ignition Harness
ACCESSORY WIRE 1	GRAY/YELLOW	Ignition Harness
ACCESSORY WIRE 2	BLACK/GREEN	Ignition Harness
ACCESSORY WIRE 3	GRAY/YELLOW (18gauge)	Ignition Harness
BRAKE WIRE (+)	LT.GREEN	Black Connector Left Of Steering Column
TACHOMETER WIRE	TAN/YELLOW	At Ignition Coil
DIESEL TACHOMETER WIRE	WHITE/BLACK	At Harness Along Firewall By Brake Pedal
DIESEL WAIT-TO-START (-)	BLACK/PINK	Behind Instrument Cluster
HORN TRIGGER (-)	DARK BLUE	Black Connector At Steering Column
PARKING LIGHTS (+)	BROWN	At Headlight Switch
ALL DOOR TRIGGER (+)	BLACK/LT.BLUE	Gray Connector In Driver's Kick Panel
POWER DOOR LOCK	PINK/YELLOW	Black Connector In Passenger Kick Panel
Notes: Door locks on models with OEM keyless entry: negative trigger, models without OEM keyless entry: 5-wire reverse polarity. For reverse polarity door locks, refer to TechDoc 3956		
POWER DOOR UNLOCK	PINK/GREEN	Black Connector In Passenger Kick Panel
Notes: Door locks on models with OEM keyless entry: negative trigger, models without OEM keyless entry: 5-wire reverse polarity. For reverse polarity door locks, refer to TechDoc 3956		
LEFT FRONT WINDOW UP	RED	At Driver Window Motor Inside Door
LEFT FRONT WINDOW DOWN	YELLOW	At Driver Window Motor Inside Door
RIGHT FRONT WINDOW UP	RED/BLACK	Harness In Driver's Kick From Driver Door
RIGHT FRONT WINDOW DOWN	YELLOW/BLACK	Harness In Driver's Kick From Driver Door
INTERFACE	PART NUMBER	NOTES
None required	NA	NA
Please verify all part numbers before ordering.		

Remote starter and security installations should be attempted by experienced security installers only. Information contained is accurate to the best of our knowledge and experience. Information contained is without any representation of warranty. It is the installer's responsibility to test and confirm all circuits with a digital multi-meter. Proper installation remains the responsibility of the installer. CarAlarmPros assumes no liability or responsibility resulting from an improper installation, even in reliance with the information contained in this guide.

ADDITIONAL NOTES



Remote starter and security installations should be attempted by experienced security installers only. Information contained is accurate to the best of our knowledge and experience. Information contained is without any representation of warranty. It is the installer's responsibility to test and confirm all circuits with a digital multi-meter. Proper installation remains the responsibility of the installer. CarAlarmPros assumes no liability or responsibility resulting from an improper installation, even in reliance with the information contained in this guide.

AUDIO WIRING			
WIRE	COLOR	LOCATION	NOTES
RADIO CONSTANT	GREEN/VIOLET	Radio Harness	
RADIO SWITCHED	YELLOW/BLACK	Radio Harness	
RADIO GROUND	BLACK/LT.GREEN	Radio Harness	
LEFT FRONT SPEAKER (+)	ORANGE/GREEN	Speaker	
LEFT FRONT SPEAKER (-)	LT.BLUE/WHITE	Speaker	
RIGHT FRONT SPEAKER (+)	WHITE/GREEN	Speaker	
RIGHT FRONT SPEAKER (-)	DK.GREEN/ORANGE	Speaker	
LEFT REAR SPEAKER (+)	GRAY/LT.BLUE	Speaker	
LEFT REAR SPEAKER (-)	TAN/YELLOW	Speaker	
RIGHT REAR SPEAKER (+)	ORANGE/RED	Speaker	
RIGHT REAR SPEAKER (-)	BROWN/PINK	Speaker	

FRONT SPEAKERS SIZE	REAR SPEAKERS SIZE	AMP LOCATION	NOTES
6.5"	6x8"		

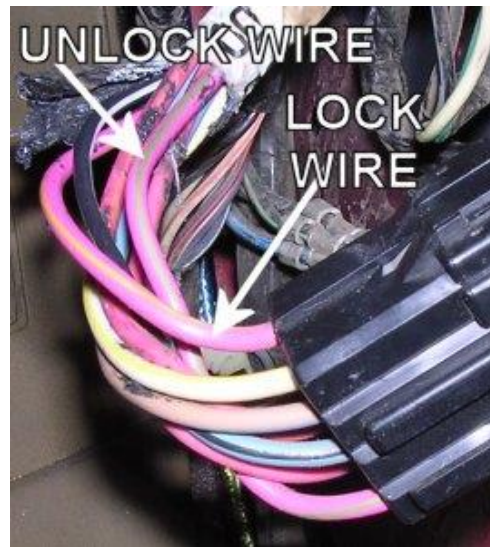

RADIO DASH KIT OPTIONS	RADIO WIRE HARNESS OPTIONS	ANTENNA ADAPTER OPTIONS
DIN opening - none required	METRA 70-1770, SCOSCHE FD02B	Not required

Please verify all part numbers before ordering.

ALARM REMOTE START WIRING

WIRE	COLOR	LOCATION
12V CONSTANT WIRE	YELLOW	Ignition Harness
STARTER WIRE 1	RED/LT.BLUE	Ignition Harness
IGNITION WIRE 1	RED/LT.GREEN	Ignition Harness
ACCESSORY WIRE 1	GRAY/YELLOW	Ignition Harness
ACCESSORY WIRE 2	BLACK/GREEN	Ignition Harness
ACCESSORY WIRE 3	GRAY/YELLOW (18gauge)	Ignition Harness
BRAKE WIRE (+)	LT.GREEN	Black Connector Left Of Steering Column
TACHOMETER WIRE	TAN/YELLOW	At Ignition Coil
DIESEL TACHOMETER WIRE	WHITE/BLACK	At Harness Along Firewall By Brake Pedal
DIESEL WAIT-TO-START (-)	BLACK/PINK	Behind Instrument Cluster
HORN TRIGGER (-)	DARK BLUE	Black Connector At Steering Column
PARKING LIGHTS (+)	BROWN	At Headlight Switch
ALL DOOR TRIGGER (+)	BLACK/LT.BLUE	Gray Connector In Driver's Kick Panel
POWER DOOR LOCK	PINK/YELLOW	Black Connector In Passenger Kick Panel
Notes: Door locks on models with OEM keyless entry: negative trigger, models without OEM keyless entry: 5-wire reverse polarity. For reverse polarity door locks, refer to TechDoc 3956		
POWER DOOR UNLOCK	PINK/GREEN	Black Connector In Passenger Kick Panel
Notes: Door locks on models with OEM keyless entry: negative trigger, models without OEM keyless entry: 5-wire reverse polarity. For reverse polarity door locks, refer to TechDoc 3956		
LEFT FRONT WINDOW UP	RED	At Driver Window Motor Inside Door
LEFT FRONT WINDOW DOWN	YELLOW	At Driver Window Motor Inside Door
RIGHT FRONT WINDOW UP	RED/BLACK	Harness In Driver's Kick From Driver Door
RIGHT FRONT WINDOW DOWN	YELLOW/BLACK	Harness In Driver's Kick From Driver Door
INTERFACE	PART NUMBER	NOTES
None required	NA	NA
Please verify all part numbers before ordering.		

ADDITIONAL NOTES



Remote starter and security installations should be attempted by experienced security installers only. Information contained is accurate to the best of our knowledge and experience. Information contained is without any representation of warranty. It is the installer's responsibility to test and confirm all circuits with a digital multi-meter. Proper installation remains the responsibility of the installer. CarAlarmPros assumes no liability or responsibility resulting from an improper installation, even in reliance with the information contained in this guide.

AUDIO WIRING			
WIRE	COLOR	LOCATION	NOTES
RADIO CONSTANT	GREEN/VIOLET	Radio Harness	
RADIO SWITCHED	YELLOW/BLACK	Radio Harness	
RADIO GROUND	BLACK/LT.GREEN	Radio Harness	
LEFT FRONT SPEAKER (+)	ORANGE/GREEN	Speaker	
LEFT FRONT SPEAKER (-)	LT.BLUE/WHITE	Speaker	
RIGHT FRONT SPEAKER (+)	WHITE/GREEN	Speaker	
RIGHT FRONT SPEAKER (-)	DK.GREEN/ORANGE	Speaker	
LEFT REAR SPEAKER (+)	GRAY/LT.BLUE	Speaker	
LEFT REAR SPEAKER (-)	TAN/YELLOW	Speaker	
RIGHT REAR SPEAKER (+)	ORANGE/RED	Speaker	
RIGHT REAR SPEAKER (-)	BROWN/PINK	Speaker	

FRONT SPEAKERS SIZE	REAR SPEAKERS SIZE	AMP LOCATION	NOTES
6.5"	6x8"		

RADIO DASH KIT OPTIONS	RADIO WIRE HARNESS OPTIONS	ANTENNA ADAPTER OPTIONS
DIN opening - none required	METRA 70-1770, SCOSCHE FD02B	Not required

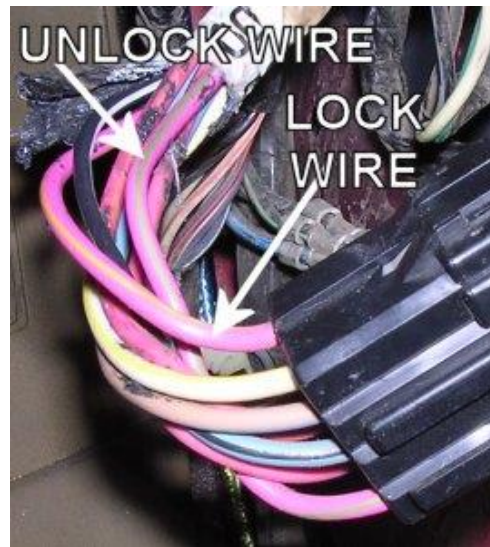
Please verify all part numbers before ordering.

ALARM REMOTE START WIRING

WIRE	COLOR	LOCATION
12V CONSTANT WIRE	YELLOW	Ignition Harness
STARTER WIRE 1	RED/LT.BLUE	Ignition Harness
IGNITION WIRE 1	RED/LT.GREEN	Ignition Harness
ACCESSORY WIRE 1	GRAY/YELLOW	Ignition Harness
ACCESSORY WIRE 2	BLACK/GREEN	Ignition Harness
ACCESSORY WIRE 3	GRAY/YELLOW (18gauge)	Ignition Harness
BRAKE WIRE (+)	LT.GREEN	Black Connector Left Of Steering Column
TACHOMETER WIRE	TAN/YELLOW	At Ignition Coil
DIESEL TACHOMETER WIRE	WHITE/BLACK	At Harness Along Firewall By Brake Pedal
DIESEL WAIT-TO-START (-)	BLACK/PINK	Behind Instrument Cluster
HORN TRIGGER (-)	DARK BLUE	Black Connector At Steering Column
PARKING LIGHTS (+)	BROWN	At Headlight Switch
ALL DOOR TRIGGER (+)	BLACK/LT.BLUE	Gray Connector In Driver's Kick Panel
POWER DOOR LOCK	PINK/YELLOW	Black Connector In Passenger Kick Panel
Notes: Door locks on models with OEM keyless entry: negative trigger, models without OEM keyless entry: 5-wire reverse polarity. For reverse polarity door locks, refer to TechDoc 3956		
POWER DOOR UNLOCK	PINK/GREEN	Black Connector In Passenger Kick Panel
Notes: Door locks on models with OEM keyless entry: negative trigger, models without OEM keyless entry: 5-wire reverse polarity. For reverse polarity door locks, refer to TechDoc 3956		
LEFT FRONT WINDOW UP	RED	At Driver Window Motor Inside Door
LEFT FRONT WINDOW DOWN	YELLOW	At Driver Window Motor Inside Door
RIGHT FRONT WINDOW UP	RED/BLACK	Harness In Driver's Kick From Driver Door
RIGHT FRONT WINDOW DOWN	YELLOW/BLACK	Harness In Driver's Kick From Driver Door
INTERFACE	PART NUMBER	NOTES
None required	NA	NA
Please verify all part numbers before ordering.		

Remote starter and security installations should be attempted by experienced security installers only. Information contained is accurate to the best of our knowledge and experience. Information contained is without any representation of warranty. It is the installer's responsibility to test and confirm all circuits with a digital multi-meter. Proper installation remains the responsibility of the installer. CarAlarmPros assumes no liability or responsibility resulting from an improper installation, even in reliance with the information contained in this guide.

ADDITIONAL NOTES



Remote starter and security installations should be attempted by experienced security installers only. Information contained is accurate to the best of our knowledge and experience. Information contained is without any representation of warranty. It is the installer's responsibility to test and confirm all circuits with a digital multi-meter. Proper installation remains the responsibility of the installer. CarAlarmPros assumes no liability or responsibility resulting from an improper installation, even in reliance with the information contained in this guide.

AUDIO WIRING			
WIRE	COLOR	LOCATION	NOTES
RADIO CONSTANT	GREEN/VIOLET	Radio Harness	
RADIO SWITCHED	YELLOW/BLACK	Radio Harness	
RADIO GROUND	BLACK/LT.GREEN	Radio Harness	
LEFT FRONT SPEAKER (+)	ORANGE/GREEN	Speaker	
LEFT FRONT SPEAKER (-)	LT.BLUE/WHITE	Speaker	
RIGHT FRONT SPEAKER (+)	WHITE/GREEN	Speaker	
RIGHT FRONT SPEAKER (-)	DK.GREEN/ORANGE	Speaker	
LEFT REAR SPEAKER (+)	GRAY/LT.BLUE	Speaker	
LEFT REAR SPEAKER (-)	TAN/YELLOW	Speaker	
RIGHT REAR SPEAKER (+)	ORANGE/RED	Speaker	
RIGHT REAR SPEAKER (-)	BROWN/PINK	Speaker	
FRONT SPEAKERS SIZE	REAR SPEAKERS SIZE	AMP LOCATION	NOTES
6.5"	6x8"		
RADIO DASH KIT OPTIONS		RADIO WIRE HARNESS OPTIONS	ANTENNA ADAPTER OPTIONS
DIN opening - none required		METRA 70-1770, SCOSCHE FD02B	Not required
Please verify all part numbers before ordering.			

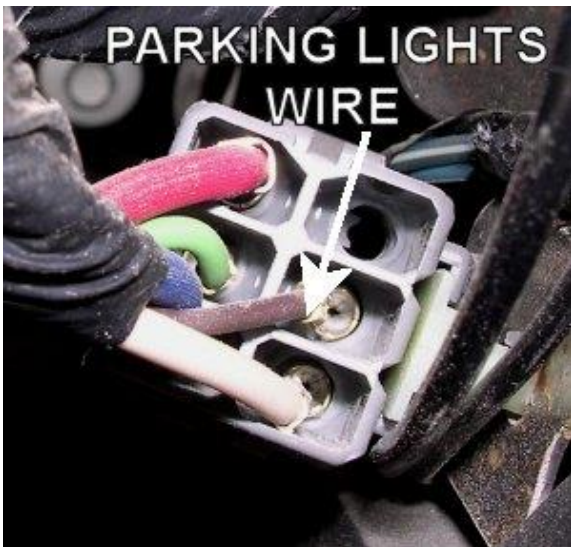


ALARM REMOTE START WIRING

WIRE	COLOR	LOCATION
12V CONSTANT WIRE	YELLOW and LT.GREEN/PURPLE	Ignition harness
STARTER WIRE 1	RED/LT.BLUE	Ignition harness
IGNITION WIRE 1	DK.BLUE/LT.GREEN	Ignition harness
IGNITION WIRE 2	GRAY/YELLOW	Ignition harness
IGNITION WIRE 3	LT.BLUE/PINK	Ignition harness
Notes: Vehicles with all wheel anti-lock brakes do not have a third ignition wire		
ACCESSORY WIRE 1	RED/BLACK	Ignition harness
ACCESSORY WIRE 2	BLACK/GREEN	Ignition harness
FACTORY ALARM ARM (-)	Arms with lock w/ door open	
FACTORY ALARM DISARM (-)	DK.GREEN/PURPLE	Harness In Driver's Kick Panel
TACHOMETER	TAN/YELLOW	At Ignition Coil
DIESEL TACHOMETER WIRE	WHITE/PINK	Behind Instrument Cluster
BRAKE WIRE (+)	LT.GREEN	Brake switch
HORN TRIGGER (-)	DK.BLUE	Steering column
PARKING LIGHTS (+)	BROWN	At Headlight Switch Or Gray Connector Under Dash On Right Of Steering Column
LEFT FRONT DOOR TRIGGER (-)	BLACK/YELLOW	Harness In Driver's Kick Panel
RIGHT FRONT DOOR TRIGGER (-)	BLACK/PINK	Harness In Pass. Kick Panel
REAR DOORS TRIGGER (-)	BLACK/LT.BLUE	Harness In Driver's Kick Panel
DOMELIGHT SUPERVISION (+)	BLACK/LT.BLUE	Harness In Driver's Kick Panel
POWER DOOR LOCK	PINK/YELLOW	Harness In Passenger's Kick Panel
Notes: Door locks on models with OEM keyless entry: negative trigger, models without OEM keyless entry: 5-wire reverse polarity. For reverse polarity door locks, refer to TechDoc 3956		
POWER DOOR UNLOCK	PINK GREEN	Harness In Passenger's Kick Panel
Notes: Door locks on models with OEM keyless entry: negative trigger, models without OEM keyless entry: 5-wire reverse polarity. For reverse polarity door locks, refer to TechDoc 3956		
LEFT FRONT WINDOW UP	ORANGE/WHITE	At Driver Window Motor Inside Door
LEFT FRONT WINDOW DOWN	WHITE/BLACK	At Driver Window Motor Inside Door
RIGHT FRONT WINDOW UP	WHITE/YELLOW	Harness In Driver's Kick From Driver Door
RIGHT FRONT WINDOW DOWN	TAN/BLUE	Harness In Driver's Kick From Driver Door

INTERFACE	PART NUMBER	NOTES
PATS Immobilizer Bypass Module	DEI 555FW or DEI 556UW	Required when installing a remote start system
Please verify all part numbers before ordering.		

Remote starter and security installations should be attempted by experienced security installers only. Information contained is accurate to the best of our knowledge and experience. Information contained is without any representation of warranty. It is the installer's responsibility to test and confirm all circuits with a digital multi-meter. Proper installation remains the responsibility of the installer. CarAlarmPros assumes no liability or responsibility resulting from an improper installation, even in reliance with the information contained in this guide.

ADDITIONAL NOTES



AUDIO WIRING			
WIRE	COLOR	LOCATION	NOTES
RADIO CONSTANT	GREEN/VIOLET	Radio Harness	
RADIO SWITCHED	BLACK/PINK	Radio Harness	
RADIO GROUND	BLACK/LT.GREEN	Radio Harness	
LEFT FRONT SPEAKER (+)	GRAY/LT.BLUE	Speaker	
LEFT FRONT SPEAKER (-)	TAN/YELLOW	Speaker	
RIGHT FRONT SPEAKER (+)	WHITE/LT.GREEN	Speaker	
RIGHT FRONT SPEAKER (-)	DK.GREEN/ORANGE	Speaker	
LEFT REAR SPEAKER (+)	ORANGE/GREEN	Speaker	
LEFT REAR SPEAKER (-)	LT.BLUE/WHITE	Speaker	
RIGHT REAR SPEAKER (+)	ORANGE/RED	Speaker	
RIGHT REAR SPEAKER (-)	BROWN/PINK	Speaker	
FRONT SPEAKERS SIZE	REAR SPEAKERS SIZE	AMP LOCATION	NOTES
6x8"	6x8"		
RADIO DASH KIT OPTIONS		RADIO WIRE HARNESS OPTIONS	ANTENNA ADAPTER OPTIONS
METRA 99-5801, SCOSCHE FD1325B		METRA 70-1771, SCOSCHE FD16B	Not required
Please verify all part numbers before ordering.			

ALARM REMOTE START WIRING

WIRE	COLOR	LOCATION
12V CONSTANT WIRE	YELLOW	Ignition harness
STARTER WIRE 1	RED/LT.BLUE	Ignition harness
IGNITION WIRE 1	RED/LT.GREEN	Ignition harness
ACCESSORY WIRE 1	GRAY/YELLOW	Ignition harness
ACCESSORY WIRE 2	BLACK/GREEN	Ignition harness
ACCESSORY WIRE 2	GRAY/YELLOW (18-gauge)	Ignition harness
FACTORY ALARM ARM	Arms with lock	
FACTORY ALARM DISARM (-)	DK.GREEN/PURPLE	Harness In Driver's Kick Panel
TACHOMETER WIRE	TAN/YELLOW	At Ignition Coil
DIESEL TACHOMETER WIRE	WHITE/PINK	Behind Instrument Cluster
BRAKE WIRE (+)	LT.GREEN	Brake switch
HORN TRIGGER (-)	DK.BLUE	Steering column
DIESEL WAIT-TO-START (-)	BLACK/PINK	Behind Instrument Cluster
PARKING LIGHTS (+)	BROWN	At Headlight Switch
ALL DOOR TRIGGER (+)	BLACK/BLUE	Harness In Driver's Kick Panel
POWER DOOR LOCK	PINK/YELLOW	Harness In Passenger's Kick Panel
Notes: Door locks on models with OEM keyless entry: negative trigger, models without OEM keyless entry: 5-wire reverse polarity. For reverse polarity door locks, refer to TechDoc 3956		
POWER DOOR UNLOCK	PINK GREEN	Harness In Passenger's Kick Panel
Notes: Door locks on models with OEM keyless entry: negative trigger, models without OEM keyless entry: 5-wire reverse polarity. For reverse polarity door locks, refer to TechDoc 3956		
LEFT FRONT WINDOW UP	RED	At Driver Window Motor Inside Door
LEFT FRONT WINDOW DOWN	YELLOW	At Driver Window Motor Inside Door
RIGHT FRONT WINDOW UP	RED/BLACK	Harness In Driver's Kick From Driver Door
RIGHT FRONT WINDOW DOWN	YELLOW/BLACK	Harness In Driver's Kick From Driver Door

INTERFACE	PART NUMBER	NOTES
None required	NA	NA
Please verify all part numbers before ordering.		

AUDIO WIRING			
WIRE	COLOR	LOCATION	NOTES
RADIO CONSTANT	GREEN/VIOLET	Radio Harness	
RADIO SWITCHED	BLACK/PINK	Radio Harness	
RADIO GROUND	BLACK/LT.GREEN	Radio Harness	
LEFT FRONT SPEAKER (+)	GRAY/LT.BLUE	Speaker	
LEFT FRONT SPEAKER (-)	TAN/YELLOW	Speaker	
RIGHT FRONT SPEAKER (+)	WHITE/LT.GREEN	Speaker	
RIGHT FRONT SPEAKER (-)	DK.GREEN/ORANGE	Speaker	
LEFT REAR SPEAKER (+)	ORANGE/GREEN	Speaker	
LEFT REAR SPEAKER (-)	LT.BLUE/WHITE	Speaker	
RIGHT REAR SPEAKER (+)	ORANGE/RED	Speaker	
RIGHT REAR SPEAKER (-)	BROWN/PINK	Speaker	

FRONT SPEAKERS SIZE	REAR SPEAKERS SIZE	AMP LOCATION	NOTES
6x8"	6x8"		

RADIO DASH KIT OPTIONS	RADIO WIRE HARNESS OPTIONS	ANTENNA ADAPTER OPTIONS
DIN opening - none required	METRA 70-1770, SCOSCHE FD02B	Not required

Please verify all part numbers before ordering.

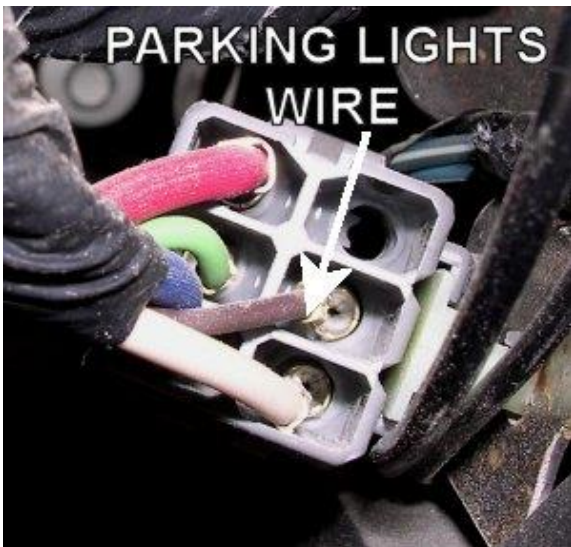


ALARM REMOTE START WIRING

WIRE	COLOR	LOCATION
12V CONSTANT WIRE	YELLOW and LT.GREEN/PURPLE	Ignition harness
STARTER WIRE 1	RED/LT.BLUE	Ignition harness
IGNITION WIRE 1	DK.BLUE/LT.GREEN	Ignition harness
IGNITION WIRE 2	GRAY/YELLOW	Ignition harness
IGNITION WIRE 3	LT.BLUE/PINK	Ignition harness
Notes: Vehicles with all wheel anti-lock brakes do not have a third ignition wire		
ACCESSORY WIRE 1	RED/BLACK	Ignition harness
ACCESSORY WIRE 2	BLACK/GREEN	Ignition harness
FACTORY ALARM ARM (-)	Arms with lock w/ door open	
FACTORY ALARM DISARM (-)	DK.GREEN/PURPLE	Harness In Driver's Kick Panel
TACHOMETER	TAN/YELLOW	At Ignition Coil
DIESEL TACHOMETER WIRE	WHITE/PINK	Behind Instrument Cluster
BRAKE WIRE (+)	LT.GREEN	Brake switch
HORN TRIGGER (-)	DK.BLUE	Steering column
PARKING LIGHTS (+)	BROWN	At Headlight Switch Or Gray Connector Under Dash On Right Of Steering Column
LEFT FRONT DOOR TRIGGER (-)	BLACK/YELLOW	Harness In Driver's Kick Panel
RIGHT FRONT DOOR TRIGGER (-)	BLACK/PINK	Harness In Pass. Kick Panel
REAR DOORS TRIGGER (-)	BLACK/LT.BLUE	Harness In Driver's Kick Panel
DOMELIGHT SUPERVISION (+)	BLACK/LT.BLUE	Harness In Driver's Kick Panel
POWER DOOR LOCK	PINK/YELLOW	Harness In Passenger's Kick Panel
Notes: Door locks on models with OEM keyless entry: negative trigger, models without OEM keyless entry: 5-wire reverse polarity. For reverse polarity door locks, refer to TechDoc 3956		
POWER DOOR UNLOCK	PINK GREEN	Harness In Passenger's Kick Panel
Notes: Door locks on models with OEM keyless entry: negative trigger, models without OEM keyless entry: 5-wire reverse polarity. For reverse polarity door locks, refer to TechDoc 3956		
LEFT FRONT WINDOW UP	ORANGE/WHITE	At Driver Window Motor Inside Door
LEFT FRONT WINDOW DOWN	WHITE/BLACK	At Driver Window Motor Inside Door
RIGHT FRONT WINDOW UP	WHITE/YELLOW	Harness In Driver's Kick From Driver Door
RIGHT FRONT WINDOW DOWN	TAN/BLUE	Harness In Driver's Kick From Driver Door

INTERFACE	PART NUMBER	NOTES
PATS Immobilizer Bypass Module	DEI 555FW or DEI 556UW	Required when installing a remote start system
Please verify all part numbers before ordering.		

Remote starter and security installations should be attempted by experienced security installers only. Information contained is accurate to the best of our knowledge and experience. Information contained is without any representation of warranty. It is the installer's responsibility to test and confirm all circuits with a digital multi-meter. Proper installation remains the responsibility of the installer. CarAlarmPros assumes no liability or responsibility resulting from an improper installation, even in reliance with the information contained in this guide.

ADDITIONAL NOTES



Remote starter and security installations should be attempted by experienced security installers only. Information contained is accurate to the best of our knowledge and experience. Information contained is without any representation of warranty. It is the installer's responsibility to test and confirm all circuits with a digital multi-meter. Proper installation remains the responsibility of the installer. CarAlarmPros assumes no liability or responsibility resulting from an improper installation, even in reliance with the information contained in this guide.

AUDIO WIRING			
WIRE	COLOR	LOCATION	NOTES
RADIO CONSTANT	GREEN/VIOLET	Radio Harness	
RADIO SWITCHED	BLACK/PINK	Radio Harness	
RADIO GROUND	BLACK/LT.GREEN	Radio Harness	
LEFT FRONT SPEAKER (+)	GRAY/LT.BLUE	Speaker	
LEFT FRONT SPEAKER (-)	TAN/YELLOW	Speaker	
RIGHT FRONT SPEAKER (+)	WHITE/LT.GREEN	Speaker	
RIGHT FRONT SPEAKER (-)	DK.GREEN/ORANGE	Speaker	
LEFT REAR SPEAKER (+)	ORANGE/GREEN	Speaker	
LEFT REAR SPEAKER (-)	LT.BLUE/WHITE	Speaker	
RIGHT REAR SPEAKER (+)	ORANGE/RED	Speaker	
RIGHT REAR SPEAKER (-)	BROWN/PINK	Speaker	
FRONT SPEAKERS SIZE	REAR SPEAKERS SIZE	AMP LOCATION	NOTES
6x8"	6x8"		
RADIO DASH KIT OPTIONS		RADIO WIRE HARNESS OPTIONS	ANTENNA ADAPTER OPTIONS
METRA 99-5801, SCOSCHE FD1325B		METRA 70-1771, SCOSCHE FD16B	Not required
Please verify all part numbers before ordering.			

ALARM REMOTE START WIRING

WIRE	COLOR	LOCATION
12V CONSTANT WIRE	YELLOW	Ignition harness
STARTER WIRE 1	RED/LT.BLUE	Ignition harness
IGNITION WIRE 1	RED/LT.GREEN	Ignition harness
ACCESSORY WIRE 1	GRAY/YELLOW	Ignition harness
ACCESSORY WIRE 2	BLACK/GREEN	Ignition harness
ACCESSORY WIRE 2	GRAY/YELLOW (18-gauge)	Ignition harness
FACTORY ALARM ARM	Arms with lock	
FACTORY ALARM DISARM (-)	DK.GREEN/PURPLE	Harness In Driver's Kick Panel
TACHOMETER WIRE	TAN/YELLOW	At Ignition Coil
DIESEL TACHOMETER WIRE	WHITE/PINK	Behind Instrument Cluster
BRAKE WIRE (+)	LT.GREEN	Brake switch
HORN TRIGGER (-)	DK.BLUE	Steering column
DIESEL WAIT-TO-START (-)	BLACK/PINK	Behind Instrument Cluster
PARKING LIGHTS (+)	BROWN	At Headlight Switch
ALL DOOR TRIGGER (+)	BLACK/BLUE	Harness In Driver's Kick Panel
POWER DOOR LOCK	PINK/YELLOW	Harness In Passenger's Kick Panel
Notes: Door locks on models with OEM keyless entry: negative trigger, models without OEM keyless entry: 5-wire reverse polarity. For reverse polarity door locks, refer to TechDoc 3956		
POWER DOOR UNLOCK	PINK GREEN	Harness In Passenger's Kick Panel
Notes: Door locks on models with OEM keyless entry: negative trigger, models without OEM keyless entry: 5-wire reverse polarity. For reverse polarity door locks, refer to TechDoc 3956		
LEFT FRONT WINDOW UP	RED	At Driver Window Motor Inside Door
LEFT FRONT WINDOW DOWN	YELLOW	At Driver Window Motor Inside Door
RIGHT FRONT WINDOW UP	RED/BLACK	Harness In Driver's Kick From Driver Door
RIGHT FRONT WINDOW DOWN	YELLOW/BLACK	Harness In Driver's Kick From Driver Door

INTERFACE	PART NUMBER	NOTES
None required	NA	NA
Please verify all part numbers before ordering.		

AUDIO WIRING			
WIRE	COLOR	LOCATION	NOTES
RADIO CONSTANT	GREEN/VIOLET	Radio Harness	
RADIO SWITCHED	BLACK/PINK	Radio Harness	
RADIO GROUND	BLACK/LT.GREEN	Radio Harness	
LEFT FRONT SPEAKER (+)	GRAY/LT.BLUE	Speaker	
LEFT FRONT SPEAKER (-)	TAN/YELLOW	Speaker	
RIGHT FRONT SPEAKER (+)	WHITE/LT.GREEN	Speaker	
RIGHT FRONT SPEAKER (-)	DK.GREEN/ORANGE	Speaker	
LEFT REAR SPEAKER (+)	ORANGE/GREEN	Speaker	
LEFT REAR SPEAKER (-)	LT.BLUE/WHITE	Speaker	
RIGHT REAR SPEAKER (+)	ORANGE/RED	Speaker	
RIGHT REAR SPEAKER (-)	BROWN/PINK	Speaker	

FRONT SPEAKERS SIZE	REAR SPEAKERS SIZE	AMP LOCATION	NOTES
6x8"	6x8"		

RADIO DASH KIT OPTIONS	RADIO WIRE HARNESS OPTIONS	ANTENNA ADAPTER OPTIONS
DIN opening - none required	METRA 70-1770, SCOSCHE FD02B	Not required

Please verify all part numbers before ordering.

ALARM REMOTE START WIRING

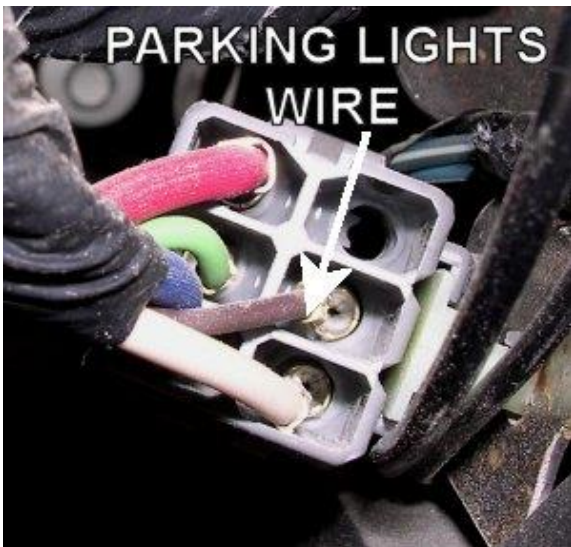


WIRE	COLOR	LOCATION
12V CONSTANT WIRE	YELLOW and LT.GREEN/PURPLE	Ignition harness
STARTER WIRE 1	RED/LT.BLUE	Ignition harness
IGNITION WIRE 1	DK.BLUE/LT.GREEN	Ignition harness
IGNITION WIRE 2	GRAY/YELLOW	Ignition harness
IGNITION WIRE 3	LT.BLUE/PINK	Ignition harness
Notes: Vehicles with all wheel anti-lock brakes do not have a third ignition wire		
ACCESSORY WIRE 1	RED/BLACK	Ignition harness
ACCESSORY WIRE 2	BLACK/GREEN	Ignition harness
FACTORY ALARM ARM (-)	Arms with lock w/ door open	
FACTORY ALARM DISARM (-)	DK.GREEN/PURPLE	Harness In Driver's Kick Panel
TACHOMETER	4.2L models: DK.BLUE/LT.GREEN	At Ignition Coil
Notes: 4.6L models: PINK/WHITE, 5.4L models: LT.GREEN/WHITE		
BRAKE WIRE (+)	LT.GREEN	Brake switch
HORN TRIGGER (-)	DK.BLUE	Steering column
PARKING LIGHTS (+)	BROWN	At Headlight Switch Or Gray Connector Under Dash On Right Of Steering Column
LEFT FRONT DOOR TRIGGER (-)	BLACK/YELLOW	Harness In Driver's Kick Panel
RIGHT FRONT DOOR TRIGGER (-)	BLACK/PINK	Harness In Pass. Kick Panel
REAR DOORS TRIGGER (-)	BLACK/LT.BLUE	Harness In Driver's Kick Panel
DOMELIGHT SUPERVISION (+)	BLACK/LT.BLUE	Harness In Driver's Kick Panel
POWER DOOR LOCK	PINK/YELLOW	Harness In Passenger's Kick Panel
Notes: Door locks on models with OEM keyless entry: negative trigger, models without OEM keyless entry: 5-wire reverse polarity - test using driver's lock switch. For reverse polarity door locks, refer to TechDoc 3956		
POWER DOOR UNLOCK	PINK GREEN	Harness In Passenger's Kick Panel
Notes: Door locks on models with OEM keyless entry: negative trigger, models without OEM keyless entry: 5-wire reverse polarity - test using driver's lock switch. For reverse polarity door locks, refer to TechDoc 3956		
LEFT FRONT WINDOW UP	ORANGE/WHITE	At Driver Window Motor Inside Door
LEFT FRONT WINDOW DOWN	WHITE/BLACK	At Driver Window Motor Inside Door
RIGHT FRONT WINDOW UP	WHITE/YELLOW	Harness In Driver's Kick From Driver Door
RIGHT FRONT WINDOW DOWN	TAN/BLUE	Harness In Driver's Kick From Driver Door

INTERFACE	PART NUMBER	NOTES
Immobilizer Bypass Module	DEI 555PW or DEI 555FW or DEI 556UW	Required when installing a remote start system

Please verify all part numbers before ordering.

Remote starter and security installations should be attempted by experienced security installers only. Information contained is accurate to the best of our knowledge and experience. Information contained is without any representation of warranty. It is the installer's responsibility to test and confirm all circuits with a digital multi-meter. Proper installation remains the responsibility of the installer. CarAlarmPros assumes no liability or responsibility resulting from an improper installation, even in reliance with the information contained in this guide.

ADDITIONAL NOTES



AUDIO WIRING			
WIRE	COLOR	LOCATION	NOTES
RADIO CONSTANT	GREEN/VIOLET	Radio Harness	
RADIO SWITCHED	BLACK/PINK	Radio Harness	
RADIO GROUND	BLACK/LT.GREEN	Radio Harness	
LEFT FRONT SPEAKER (+)	GRAY/LT.BLUE	Speaker	
LEFT FRONT SPEAKER (-)	TAN/YELLOW	Speaker	
RIGHT FRONT SPEAKER (+)	WHITE/LT.GREEN	Speaker	
RIGHT FRONT SPEAKER (-)	DK.GREEN/ORANGE	Speaker	
LEFT REAR SPEAKER (+)	ORANGE/GREEN	Speaker	
LEFT REAR SPEAKER (-)	LT.BLUE/WHITE	Speaker	
RIGHT REAR SPEAKER (+)	ORANGE/RED	Speaker	
RIGHT REAR SPEAKER (-)	BROWN/PINK	Speaker	

FRONT SPEAKERS SIZE	REAR SPEAKERS SIZE	AMP LOCATION	NOTES
6x8"	6x8"		

RADIO DASH KIT OPTIONS	RADIO WIRE HARNESS OPTIONS	ANTENNA ADAPTER OPTIONS
METRA 99-5804, SCOSCHE FD1325B	METRA 70-1771, SCOSCHE FD16B	Not required

Please verify all part numbers before ordering.

ALARM REMOTE START WIRING

WIRE	COLOR	LOCATION
12V CONSTANT WIRE	YELLOW	Ignition harness
STARTER WIRE	RED/LT.BLUE	Ignition harness
IGNITION WIRE	RED/BLACK (Thicker)	Ignition harness
ACCESSORY WIRE	BLACK/GREEN	Ignition harness
ACCESSORY WIRE	GRAY/YELLOW	Ignition harness
TACHOMETER WIRE	WHITE/PINK	Behind Instrument Cluster
BRAKE WIRE (+)	LT.GREEN	Brake switch
HORN TRIGGER (-)	DK.BLUE	Steering column
DIESEL WAIT-TO-START (-)	BLACK/PINK	Behind Instrument Cluster
PARKING LIGHTS (+)	BROWN	At Headlight Switch
POWER DOOR LOCK	PINK/YELLOW	Models With OEM Keyless: Harness To The Right Of Steering Column
Notes: Models with OEM keyless entry: negative trigger, models without OEM keyless entry: 5-wire reverse polarity test using driver's lock switch. Refer to TechDoc 3956		
POWER DOOR UNLOCK	PINK GREEN	Harness In Passenger Kick Panel
Notes: Models with OEM keyless entry: negative trigger, models without OEM keyless entry: 5-wire reverse polarity test using driver's lock switch. Refer to TechDoc 3956		
DOOR TRIGGER (+)	BLACK/BLUE	Harness Right Of Column
DOME LIGHT SUPERVISION (+)		Use Door Trigger Wire
LEFT FRONT WINDOW UP	WHITE/BLACK	At Driver Window Motor Inside Door
LEFT FRONT WINDOW DOWN	TAN/BLUE	At Driver Window Motor Inside Door
RIGHT FRONT WINDOW UP	TAN/BLUE	Harness In Driver's Kick From Driver Door
RIGHT FRONT WINDOW DOWN	WHITE/YELLOW	Harness In Driver's Kick From Driver Door
LEFT REAR WINDOW UP	YELLOW/BLUE	Harness In Driver's Kick From Driver Door
LEFT REAR WINDOW DOWN	GRAY/ORANGE	Harness In Driver's Kick From Driver Door
RIGHT REAR WINDOW UP	YELLOW/BLACK	Harness In Driver's Kick From Driver Door
RIGHT REAR WINDOW DOWN	RED/BLACK	Harness In Driver's Kick From Driver Door

INTERFACE	PART NUMBER	NOTES
None required	NA	NA
Please verify all part numbers before ordering.		

AUDIO WIRING			
WIRE	COLOR	LOCATION	NOTES
RADIO CONSTANT	GREEN/PINK	Radio Harness	
RADIO SWITCHED	BLACK/VIOLET	Radio Harness	
RADIO GROUND	BLACK	Radio Harness	
LEFT FRONT SPEAKER (+)	LT.BLUE/WHITE	Speaker	
LEFT FRONT SPEAKER (-)	ORANGE/GREEN	Speaker	
RIGHT FRONT SPEAKER (+)	DK/GREEN/ORANGE	Speaker	
RIGHT FRONT SPEAKER (-)	WHITE/LT.GREEN	Speaker	
LEFT REAR SPEAKER (+)	TAN/YELLOW	Speaker	
LEFT REAR SPEAKER (-)	GRAY/LT.BLUE	Speaker	
RIGHT REAR SPEAKER (+)	ORANGE/RED	Speaker	
RIGHT REAR SPEAKER (-)	BROWN/PINK	Speaker	

FRONT SPEAKERS SIZE	REAR SPEAKERS SIZE	AMP LOCATION	NOTES
6x8"	6x8"		

RADIO DASH KIT OPTIONS	RADIO WIRE HARNESS OPTIONS	ANTENNA ADAPTER OPTIONS
METRA 99-5804, SCOSCHE FD1325B	METRA 70-1771, SCOSCHE FD16B	Not required

Please verify all part numbers before ordering.

ALARM REMOTE START WIRING

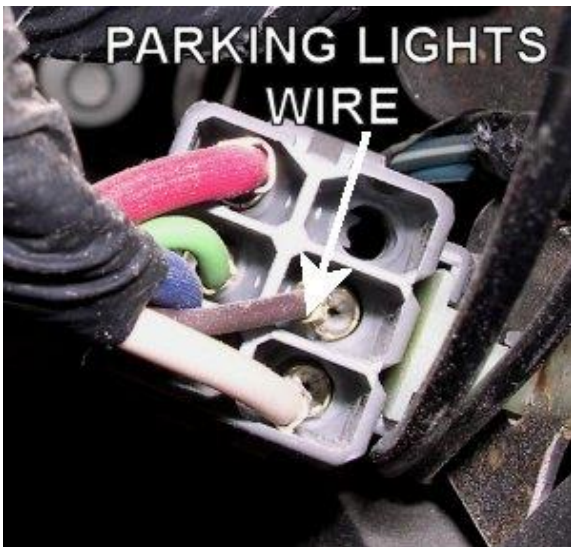


WIRE	COLOR	LOCATION
12V CONSTANT WIRE	YELLOW and LT.GREEN/PURPLE	Ignition harness
STARTER WIRE 1	RED/LT.BLUE	Ignition harness
IGNITION WIRE 1	DK.BLUE/LT.GREEN	Ignition harness
IGNITION WIRE 2	GRAY/YELLOW	Ignition harness
IGNITION WIRE 3	LT.BLUE/PINK	Ignition harness
Notes: Vehicles with all wheel anti-lock brakes do not have a third ignition wire		
ACCESSORY WIRE 1	RED/BLACK	Ignition harness
ACCESSORY WIRE 2	BLACK/GREEN	Ignition harness
FACTORY ALARM ARM (-)	Arms with lock w/ door open	
FACTORY ALARM DISARM (-)	DK.GREEN/PURPLE	Harness In Driver's Kick Panel
TACHOMETER	4.2L models: DK.BLUE/LT.GREEN	At Ignition Coil
Notes: 4.6L models: PINK/WHITE, 5.4L models: LT.GREEN/WHITE		
BRAKE WIRE (+)	LT.GREEN	Brake switch
HORN TRIGGER (-)	DK.BLUE	Steering column
PARKING LIGHTS (+)	BROWN	At Headlight Switch Or Gray Connector Under Dash On Right Of Steering Column
LEFT FRONT DOOR TRIGGER (-)	BLACK/YELLOW	Harness In Driver's Kick Panel
RIGHT FRONT DOOR TRIGGER (-)	BLACK/PINK	Harness In Pass. Kick Panel
REAR DOORS TRIGGER (-)	BLACK/LT.BLUE	Harness In Driver's Kick Panel
DOMELIGHT SUPERVISION (+)	BLACK/LT.BLUE	Harness In Driver's Kick Panel
POWER DOOR LOCK	PINK/YELLOW	Harness In Passenger's Kick Panel
Notes: Door locks on models with OEM keyless entry: negative trigger, models without OEM keyless entry: 5-wire reverse polarity - test using driver's lock switch. For reverse polarity door locks, refer to TechDoc 3956		
POWER DOOR UNLOCK	PINK GREEN	Harness In Passenger's Kick Panel
Notes: Door locks on models with OEM keyless entry: negative trigger, models without OEM keyless entry: 5-wire reverse polarity - test using driver's lock switch. For reverse polarity door locks, refer to TechDoc 3956		
LEFT FRONT WINDOW UP	ORANGE/WHITE	At Driver Window Motor Inside Door
LEFT FRONT WINDOW DOWN	WHITE/BLACK	At Driver Window Motor Inside Door
RIGHT FRONT WINDOW UP	WHITE/YELLOW	Harness In Driver's Kick From Driver Door
RIGHT FRONT WINDOW DOWN	TAN/BLUE	Harness In Driver's Kick From Driver Door

INTERFACE	PART NUMBER	NOTES
Immobilizer Bypass Module	DEI 555PW or DEI 555FW or DEI 556UW	Required when installing a remote start system

Please verify all part numbers before ordering.

Remote starter and security installations should be attempted by experienced security installers only. Information contained is accurate to the best of our knowledge and experience. Information contained is without any representation of warranty. It is the installer's responsibility to test and confirm all circuits with a digital multi-meter. Proper installation remains the responsibility of the installer. CarAlarmPros assumes no liability or responsibility resulting from an improper installation, even in reliance with the information contained in this guide.

ADDITIONAL NOTES



Remote starter and security installations should be attempted by experienced security installers only. Information contained is accurate to the best of our knowledge and experience. Information contained is without any representation of warranty. It is the installer's responsibility to test and confirm all circuits with a digital multi-meter. Proper installation remains the responsibility of the installer. CarAlarmPros assumes no liability or responsibility resulting from an improper installation, even in reliance with the information contained in this guide.

AUDIO WIRING			
WIRE	COLOR	LOCATION	NOTES
RADIO CONSTANT	GREEN/VIOLET	Radio Harness	
RADIO SWITCHED	BLACK/PINK	Radio Harness	
RADIO GROUND	BLACK/LT.GREEN	Radio Harness	
LEFT FRONT SPEAKER (+)	GRAY/LT.BLUE	Speaker	
LEFT FRONT SPEAKER (-)	TAN/YELLOW	Speaker	
RIGHT FRONT SPEAKER (+)	WHITE/LT.GREEN	Speaker	
RIGHT FRONT SPEAKER (-)	DK.GREEN/ORANGE	Speaker	
LEFT REAR SPEAKER (+)	ORANGE/GREEN	Speaker	
LEFT REAR SPEAKER (-)	LT.BLUE/WHITE	Speaker	
RIGHT REAR SPEAKER (+)	ORANGE/RED	Speaker	
RIGHT REAR SPEAKER (-)	BROWN/PINK	Speaker	

FRONT SPEAKERS SIZE	REAR SPEAKERS SIZE	AMP LOCATION	NOTES
6x8"	6x8"		

RADIO DASH KIT OPTIONS	RADIO WIRE HARNESS OPTIONS	ANTENNA ADAPTER OPTIONS
METRA 99-5804, SCOSCHE FD1325B	METRA 70-1771, SCOSCHE FD16B	Not required

Please verify all part numbers before ordering.

ALARM REMOTE START WIRING

WIRE	COLOR	LOCATION
12V CONSTANT WIRE	YELLOW	Ignition harness
STARTER WIRE	RED/LT.BLUE	Ignition harness
IGNITION WIRE	RED/BLACK (Thicker)	Ignition harness
ACCESSORY WIRE	BLACK/GREEN	Ignition harness
ACCESSORY WIRE	GRAY/YELLOW	Ignition harness
TACHOMETER WIRE	WHITE/PINK	Behind Instrument Cluster
BRAKE WIRE (+)	LT.GREEN	Brake switch
HORN TRIGGER (-)	DK.BLUE	Steering column
DIESEL WAIT-TO-START (-)	BLACK/PINK	Behind Instrument Cluster
PARKING LIGHTS (+)	BROWN	At Headlight Switch
POWER DOOR LOCK	PINK/YELLOW	Models With OEM Keyless: Harness To The Right Of Steering Column
Notes: Models with OEM keyless entry: negative trigger, models without OEM keyless entry: 5-wire reverse polarity test using driver's lock switch. Refer to TechDoc 3956		
POWER DOOR UNLOCK	PINK GREEN	Harness In Passenger Kick Panel
Notes: Models with OEM keyless entry: negative trigger, models without OEM keyless entry: 5-wire reverse polarity test using driver's lock switch. Refer to TechDoc 3956		
DOOR TRIGGER (+)	BLACK/BLUE	Harness Right Of Column
DOME LIGHT SUPERVISION (+)		Use Door Trigger Wire
LEFT FRONT WINDOW UP	WHITE/BLACK	At Driver Window Motor Inside Door
LEFT FRONT WINDOW DOWN	TAN/BLUE	At Driver Window Motor Inside Door
RIGHT FRONT WINDOW UP	TAN/BLUE	Harness In Driver's Kick From Driver Door
RIGHT FRONT WINDOW DOWN	WHITE/YELLOW	Harness In Driver's Kick From Driver Door
LEFT REAR WINDOW UP	YELLOW/BLUE	Harness In Driver's Kick From Driver Door
LEFT REAR WINDOW DOWN	GRAY/ORANGE	Harness In Driver's Kick From Driver Door
RIGHT REAR WINDOW UP	YELLOW/BLACK	Harness In Driver's Kick From Driver Door
RIGHT REAR WINDOW DOWN	RED/BLACK	Harness In Driver's Kick From Driver Door

INTERFACE	PART NUMBER	NOTES
None required	NA	NA
Please verify all part numbers before ordering.		

AUDIO WIRING			
WIRE	COLOR	LOCATION	NOTES
RADIO CONSTANT	GREEN/PINK	Radio Harness	
RADIO SWITCHED	BLACK/VIOLET	Radio Harness	
RADIO GROUND	BLACK	Radio Harness	
LEFT FRONT SPEAKER (+)	LT.BLUE/WHITE	Speaker	
LEFT FRONT SPEAKER (-)	ORANGE/GREEN	Speaker	
RIGHT FRONT SPEAKER (+)	DK/GREEN/ORANGE	Speaker	
RIGHT FRONT SPEAKER (-)	WHITE/LT.GREEN	Speaker	
LEFT REAR SPEAKER (+)	TAN/YELLOW	Speaker	
LEFT REAR SPEAKER (-)	GRAY/LT.BLUE	Speaker	
RIGHT REAR SPEAKER (+)	ORANGE/RED	Speaker	
RIGHT REAR SPEAKER (-)	BROWN/PINK	Speaker	

FRONT SPEAKERS SIZE	REAR SPEAKERS SIZE	AMP LOCATION	NOTES
6x8"	6x8"		

RADIO DASH KIT OPTIONS	RADIO WIRE HARNESS OPTIONS	ANTENNA ADAPTER OPTIONS
METRA 99-5804, SCOSCHE FD1325B	METRA 70-1771, SCOSCHE FD16B	Not required

Please verify all part numbers before ordering.

ALARM REMOTE START WIRING

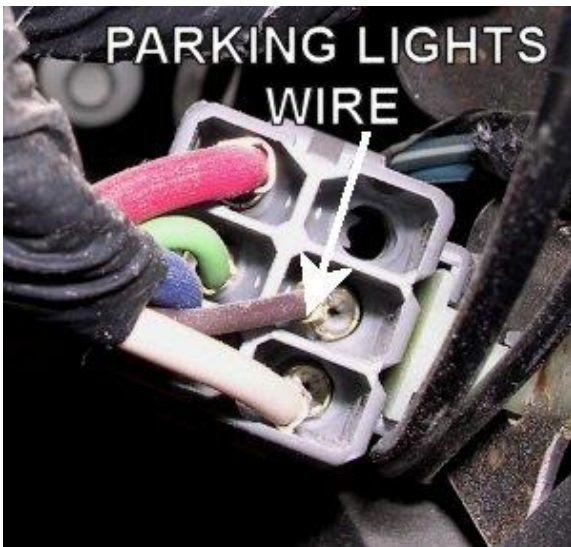


WIRE	COLOR	LOCATION
12V CONSTANT WIRE	YELLOW and LT.GREEN/PURPLE	Ignition harness
STARTER WIRE 1	RED/LT.BLUE	Ignition harness
IGNITION WIRE 1	DK.BLUE/LT.GREEN	Ignition harness
IGNITION WIRE 2	GRAY/YELLOW	Ignition harness
IGNITION WIRE 3	LT.BLUE/PINK	Ignition harness
Notes: Vehicles with all wheel anti-lock brakes do not have a third ignition wire		
ACCESSORY WIRE 1	RED/BLACK	Ignition harness
ACCESSORY WIRE 2	BLACK/GREEN	
FACTORY ALARM ARM (-)	Arms with lock w/ door open	
FACTORY ALARM DISARM (-)	DK.GREEN/PURPLE	Harness In Driver's Kick Panel
TACHOMETER	4.2L models: DK.BLUE/LT.GREEN	At Ignition Coil
Notes: 4.6L models: PINK/WHITE, 5.4L models: LT.GREEN/WHITE		
BRAKE WIRE (+)	LT.GREEN	Brake switch
HORN TRIGGER (-)	DK.BLUE	Steering column
PARKING LIGHTS (+)	BROWN	At Headlight Switch Or Gray Connector Under Dash On Right Of Steering Column
LEFT FRONT DOOR TRIGGER (-)	BLACK/YELLOW	Harness In Driver's Kick Panel
RIGHT FRONT DOOR TRIGGER (-)	BLACK/PINK	Harness In Pass. Kick Panel
REAR DOORS TRIGGER (-)	BLACK/LT.BLUE	Harness In Driver's Kick Panel
DOMELIGHT SUPERVISION (+)	BLACK/LT.BLUE	Harness In Driver's Kick Panel
POWER DOOR LOCK	PINK/YELLOW	Harness In Passenger's Kick Panel
Notes: Models with OEM keyless entry: negative trigger, models without OEM keyless entry: 5-wire reverse polarity test using driver's lock switch. Refer to TechDoc 3956		
POWER DOOR UNLOCK	PINK GREEN	Harness In Passenger's Kick Panel
Notes: Models with OEM keyless entry: negative trigger, models without OEM keyless entry: 5-wire reverse polarity test using driver's lock switch. Refer to TechDoc 3956		
LEFT FRONT WINDOW UP	ORANGE/WHITE	At Driver Window Motor Inside Door
LEFT FRONT WINDOW DOWN	WHITE/BLACK	At Driver Window Motor Inside Door
RIGHT FRONT WINDOW UP	WHITE/YELLOW	Harness In Driver's Kick From Driver Door
RIGHT FRONT WINDOW DOWN	TAN/BLUE	Harness In Driver's Kick From Driver Door

INTERFACE	PART NUMBER	NOTES
Immobilizer Bypass Module	DEI 555PW or DEI 555FW or DEI 556UW	Required when installing a remote start system

Please verify all part numbers before ordering.

Remote starter and security installations should be attempted by experienced security installers only. Information contained is accurate to the best of our knowledge and experience. Information contained is without any representation of warranty. It is the installer's responsibility to test and confirm all circuits with a digital multi-meter. Proper installation remains the responsibility of the installer. CarAlarmPros assumes no liability or responsibility resulting from an improper installation, even in reliance with the information contained in this guide.

ADDITIONAL NOTES



AUDIO WIRING			
WIRE	COLOR	LOCATION	NOTES
RADIO CONSTANT	GREEN/VIOLET	Radio Harness	
RADIO SWITCHED	BLACK/PINK	Radio Harness	
RADIO GROUND	BLACK/LT.GREEN	Radio Harness	
LEFT FRONT SPEAKER (+)	GRAY/LT.BLUE	Speaker	
LEFT FRONT SPEAKER (-)	TAN/YELLOW	Speaker	
RIGHT FRONT SPEAKER (+)	WHITE/LT.GREEN	Speaker	
RIGHT FRONT SPEAKER (-)	DK.GREEN/ORANGE	Speaker	
LEFT REAR SPEAKER (+)	ORANGE/GREEN	Speaker	
LEFT REAR SPEAKER (-)	LT.BLUE/WHITE	Speaker	
RIGHT REAR SPEAKER (+)	ORANGE/RED	Speaker	
RIGHT REAR SPEAKER (-)	BROWN/PINK	Speaker	

FRONT SPEAKERS SIZE	REAR SPEAKERS SIZE	AMP LOCATION	NOTES
6x8"	6x8"		

RADIO DASH KIT OPTIONS	RADIO WIRE HARNESS OPTIONS	ANTENNA ADAPTER OPTIONS
METRA 99-5804, SCOSCHE FD1325B	METRA 70-1771, SCOSCHE FD16B	Not required

Please verify all part numbers before ordering.

ALARM REMOTE START WIRING

WIRE	COLOR	LOCATION
12V CONSTANT WIRE	YELLOW	Ignition harness
STARTER WIRE	RED/LT.BLUE	Ignition harness
IGNITION WIRE	RED/BLACK (Thicker)	Ignition harness
ACCESSORY WIRE	BLACK/GREEN	Ignition harness
ACCESSORY WIRE	GRAY/YELLOW	Ignition harness
TACHOMETER WIRE	WHITE/PINK	Behind Instrument Cluster
BRAKE WIRE (+)	LT.GREEN	Brake switch
HORN TRIGGER (-)	DK.BLUE	Steering column
DIESEL WAIT-TO-START (-)	BLACK/PINK	Behind Instrument Cluster
PARKING LIGHTS (+)	BROWN	At Headlight Switch
POWER DOOR LOCK	PINK/YELLOW	Models With OEM Keyless: Harness To The Right Of Steering Column
Notes: Models with OEM keyless entry: negative trigger, models without OEM keyless entry: 5-wire reverse polarity test using driver's lock switch. Refer to TechDoc 3956		
POWER DOOR UNLOCK	PINK GREEN	Harness In Passenger Kick Panel
Notes: Models with OEM keyless entry: negative trigger, models without OEM keyless entry: 5-wire reverse polarity test using driver's lock switch. Refer to TechDoc 3956		
DOOR TRIGGER (+)	BLACK/BLUE	Harness Right Of Column
DOME LIGHT SUPERVISION (+)		Use Door Trigger Wire
LEFT FRONT WINDOW UP	WHITE/BLACK	At Driver Window Motor Inside Door
LEFT FRONT WINDOW DOWN	TAN/BLUE	At Driver Window Motor Inside Door
RIGHT FRONT WINDOW UP	TAN/BLUE	Harness In Driver's Kick From Driver Door
RIGHT FRONT WINDOW DOWN	WHITE/YELLOW	Harness In Driver's Kick From Driver Door
LEFT REAR WINDOW UP	YELLOW/BLUE	Harness In Driver's Kick From Driver Door
LEFT REAR WINDOW DOWN	GRAY/ORANGE	Harness In Driver's Kick From Driver Door
RIGHT REAR WINDOW UP	YELLOW/BLACK	Harness In Driver's Kick From Driver Door
RIGHT REAR WINDOW DOWN	RED/BLACK	Harness In Driver's Kick From Driver Door

INTERFACE	PART NUMBER	NOTES
None required	NA	NA
Please verify all part numbers before ordering.		

AUDIO WIRING			
WIRE	COLOR	LOCATION	NOTES
RADIO CONSTANT	GREEN/PINK	Radio Harness	
RADIO SWITCHED	BLACK/VIOLET	Radio Harness	
RADIO GROUND	BLACK	Radio Harness	
LEFT FRONT SPEAKER (+)	LT.BLUE/WHITE	Speaker	
LEFT FRONT SPEAKER (-)	ORANGE/GREEN	Speaker	
RIGHT FRONT SPEAKER (+)	DK/GREEN/ORANGE	Speaker	
RIGHT FRONT SPEAKER (-)	WHITE/LT.GREEN	Speaker	
LEFT REAR SPEAKER (+)	TAN/YELLOW	Speaker	
LEFT REAR SPEAKER (-)	GRAY/LT.BLUE	Speaker	
RIGHT REAR SPEAKER (+)	ORANGE/RED	Speaker	
RIGHT REAR SPEAKER (-)	BROWN/PINK	Speaker	

FRONT SPEAKERS SIZE	REAR SPEAKERS SIZE	AMP LOCATION	NOTES
6x8"	6x8"		

RADIO DASH KIT OPTIONS	RADIO WIRE HARNESS OPTIONS	ANTENNA ADAPTER OPTIONS
METRA 99-5804, SCOSCHE FD1325B	METRA 70-1771, SCOSCHE FD16B	Not required

Please verify all part numbers before ordering.

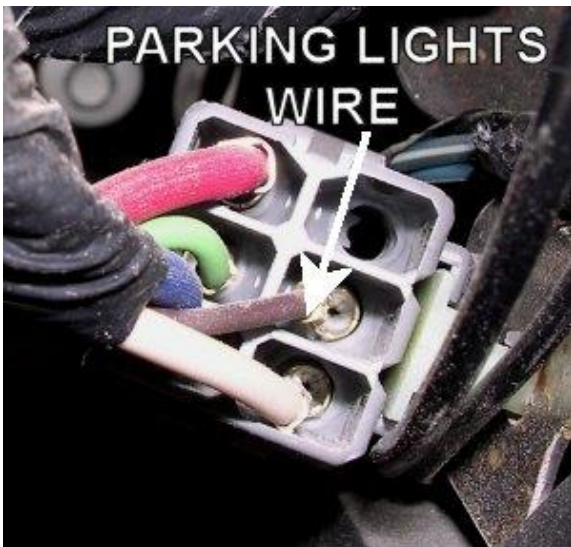


ALARM REMOTE START WIRING

WIRE	COLOR	LOCATION
12V CONSTANT WIRE	YELLOW and LT.GREEN/PURPLE	Ignition harness
STARTER WIRE 1	RED/LT.BLUE	Ignition harness
IGNITION WIRE 1	DK.BLUE/LT.GREEN	Ignition harness
IGNITION WIRE 2	GRAY/YELLOW	Ignition harness
IGNITION WIRE 3	LT.BLUE/PINK	Ignition harness
Notes: Vehicles with all wheel anti-lock brakes do not have a third ignition wire		
ACCESSORY WIRE 1	RED/BLACK	Ignition harness
ACCESSORY WIRE 2	BLACK/GREEN	
FACTORY ALARM ARM (-)	Arms with lock w/ door open	
FACTORY ALARM DISARM (-)	DK.GREEN/PURPLE	Harness In Driver's Kick Panel
TACHOMETER	4.2L models: DK.BLUE/LT.GREEN	At Ignition Coil
Notes: 4.6L models: PINK/WHITE, 5.4L models: LT.GREEN/WHITE		
BRAKE WIRE (+)	LT.GREEN	Brake switch
HORN TRIGGER (-)	DK.BLUE	Steering column
PARKING LIGHTS (+)	BROWN	At Headlight Switch Or Gray Connector Under Dash On Right Of Steering Column
LEFT FRONT DOOR TRIGGER (-)	BLACK/YELLOW	Harness In Driver's Kick Panel
RIGHT FRONT DOOR TRIGGER (-)	BLACK/PINK	Harness In Pass. Kick Panel
REAR DOORS TRIGGER (-)	BLACK/LT.BLUE	Harness In Driver's Kick Panel
DOMELIGHT SUPERVISION (+)	BLACK/LT.BLUE	Harness In Driver's Kick Panel
POWER DOOR LOCK	PINK/YELLOW	Harness In Passenger's Kick Panel
Notes: Models with OEM keyless entry: negative trigger, models without OEM keyless entry: 5-wire reverse polarity test using driver's lock switch. Refer to TechDoc 3956		
POWER DOOR UNLOCK	PINK GREEN	Harness In Passenger's Kick Panel
Notes: Models with OEM keyless entry: negative trigger, models without OEM keyless entry: 5-wire reverse polarity test using driver's lock switch. Refer to TechDoc 3956		
LEFT FRONT WINDOW UP	ORANGE/WHITE	At Driver Window Motor Inside Door
LEFT FRONT WINDOW DOWN	WHITE/BLACK	At Driver Window Motor Inside Door
RIGHT FRONT WINDOW UP	WHITE/YELLOW	Harness In Driver's Kick From Driver Door
RIGHT FRONT WINDOW DOWN	TAN/BLUE	Harness In Driver's Kick From Driver Door

INTERFACE	PART NUMBER	NOTES
None required	NA	NA

Please verify all part numbers before ordering.

ADDITIONAL NOTES



AUDIO WIRING			
WIRE	COLOR	LOCATION	NOTES
RADIO CONSTANT	GREEN/VIOLET	Radio Harness	
RADIO SWITCHED	BLACK/PINK	Radio Harness	
RADIO GROUND	BLACK/LT.GREEN	Radio Harness	
LEFT FRONT SPEAKER (+)	GRAY/LT.BLUE	Speaker	
LEFT FRONT SPEAKER (-)	TAN/YELLOW	Speaker	
RIGHT FRONT SPEAKER (+)	WHITE/LT.GREEN	Speaker	
RIGHT FRONT SPEAKER (-)	DK.GREEN/ORANGE	Speaker	
LEFT REAR SPEAKER (+)	ORANGE/GREEN	Speaker	
LEFT REAR SPEAKER (-)	LT.BLUE/WHITE	Speaker	
RIGHT REAR SPEAKER (+)	ORANGE/RED	Speaker	
RIGHT REAR SPEAKER (-)	BROWN/PINK	Speaker	

FRONT SPEAKERS SIZE	REAR SPEAKERS SIZE	AMP LOCATION	NOTES
6x8"	6x8"		

RADIO DASH KIT OPTIONS	RADIO WIRE HARNESS OPTIONS	ANTENNA ADAPTER OPTIONS
METRA 99-5804, SCOSCHE FD1325B	METRA 70-1771, SCOSCHE FD16B	Not required

Please verify all part numbers before ordering.

ALARM REMOTE START WIRING

WIRE	COLOR	LOCATION
12V CONSTANT WIRE	YELLOW & LT.GREEN/PURPLE	Ignition harness
STARTER WIRE 1	GREEN	Ignition harness
IGNITION WIRE 1	RED/LT.GREEN	Ignition harness
ACCESSORY WIRE 1	GRAY/YELLOW	Ignition harness
ACCESSORY WIRE 2	RED/BLACK	Ignition harness
ACCESSORY WIRE 3	BLUE/LT.GREEN	Ignition Harness
TACHOMETER WIRE	Use any wire that is NOT RED/LT.GREEN	At Any Ignition Coil
DIESEL TACHOMETER WIRE	GREEN or WHITE	At Large Connector Under Air Intake Duct
BRAKE WIRE (+)	LT.GREEN	Brake switch
HORN TRIGGER (-)	DK.BLUE	Steering column
DIESEL WAIT-TO-START	Must use pulse timer relay	See Page
PARKING LIGHTS (+)	BROWN	At Headlight Switch
POWER DOOR LOCK	See Notes	Harness In Driver's Kick Panel Or OEM Keyless Module Below Radio
Notes: Models with OEM keyless entry: WHITE/RED - negative trigger, models without OEM keyless entry: PINK/YELLOW - 5-wire reverse polarity test using driver's lock switch - Refer to TechDoc 3956		
POWER DOOR UNLOCK	See Notes	Harness In Driver's Kick Panel Or OEM Keyless Module Below Radio
Notes: Models with OEM keyless entry: BLACK/WHITE - negative trigger, models without OEM keyless entry: PINK/GREEN - 5-wire reverse polarity test using driver's lock switch - Refer to TechDoc 3956		
ALL DOOR TRIGGER (+)	BLACK/BLUE	Harness Right Of Column
LEFT FRONT WINDOW UP	WHITE/BLACK	At Driver Window Motor Inside Door
LEFT FRONT WINDOW DOWN	TAN/BLUE	At Driver Window Motor Inside Door
RIGHT FRONT WINDOW UP	WHITE/YELLOW	Harness In Driver's Kick From Driver Door
RIGHT FRONT WINDOW DOWN	TAN/BLUE	Harness In Driver's Kick From Driver Door
LEFT REAR WINDOW UP	GRAY/ORANGE	Harness In Driver's Kick From Driver Door
LEFT REAR WINDOW DOWN	YELLOW/BLUE	Harness In Driver's Kick From Driver Door
RIGHT REAR WINDOW UP	YELLOW/BLACK	Harness In Driver's Kick From Driver Door
RIGHT REAR WINDOW DOWN	RED/BLACK	Harness In Driver's Kick From Driver Door
INTERFACE	PART NUMBER	NOTES
None required	NA	NA
Please verify all part numbers before ordering.		

AUDIO WIRING			
WIRE	COLOR	LOCATION	NOTES
RADIO CONSTANT	GREEN/PINK	Radio Harness	
RADIO SWITCHED	BLACK/VIOLET	Radio Harness	
RADIO GROUND	BLACK	Radio Harness	
LEFT FRONT SPEAKER (+)	LT.BLUE/WHITE	Speaker	
LEFT FRONT SPEAKER (-)	ORANGE/GREEN	Speaker	
RIGHT FRONT SPEAKER (+)	DK/GREEN/ORANGE	Speaker	
RIGHT FRONT SPEAKER (-)	WHITE/LT.GREEN	Speaker	
LEFT REAR SPEAKER (+)	TAN/YELLOW	Speaker	
LEFT REAR SPEAKER (-)	GRAY/LT.BLUE	Speaker	
RIGHT REAR SPEAKER (+)	ORANGE/RED	Speaker	
RIGHT REAR SPEAKER (-)	BROWN/PINK	Speaker	

FRONT SPEAKERS SIZE	REAR SPEAKERS SIZE	AMP LOCATION	NOTES
6x8"	6x8"		

RADIO DASH KIT OPTIONS	RADIO WIRE HARNESS OPTIONS	ANTENNA ADAPTER OPTIONS
METRA 99-5804, SCOSCHE FD1325B	METRA 70-1771, SCOSCHE FD16B	Not required

Please verify all part numbers before ordering.

ALARM REMOTE START WIRING

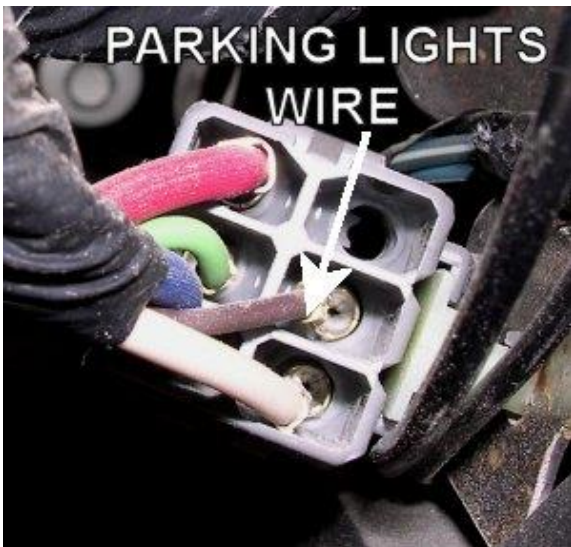


WIRE	COLOR	LOCATION
12V CONSTANT WIRE	YELLOW and LT.GREEN/PURPLE	Ignition harness
STARTER WIRE 1	RED/LT.BLUE	Ignition harness
IGNITION WIRE 1	DK.BLUE/LT.GREEN	Ignition harness
IGNITION WIRE 2	GRAY/YELLOW	Ignition harness
IGNITION WIRE 3	LT.BLUE/PINK	Ignition harness
Notes: Vehicles with all wheel anti-lock brakes do not have a third ignition wire		
ACCESSORY WIRE 1	RED/BLACK	Ignition harness
ACCESSORY WIRE 2	BLACK/GREEN	
FACTORY ALARM ARM (-)	Arms with lock w/ door open	
FACTORY ALARM DISARM (-)	DK.GREEN/PURPLE	Harness In Driver's Kick Panel
TACHOMETER	4.2L models: DK.BLUE/LT.GREEN	At Ignition Coil
Notes: 4.6L models: PINK/WHITE, 5.4L models: LT.GREEN/WHITE		
BRAKE WIRE (+)	LT.GREEN	Brake switch
HORN TRIGGER (-)	DK.BLUE	Steering column
PARKING LIGHTS (+)	BROWN	At Headlight Switch Or Gray Connector Under Dash On Right Of Steering Column
LEFT FRONT DOOR TRIGGER (-)	BLACK/YELLOW	Harness In Driver's Kick Panel
RIGHT FRONT DOOR TRIGGER (-)	BLACK/PINK	Harness In Pass. Kick Panel
REAR DOORS TRIGGER (-)	BLACK/LT.BLUE	Harness In Driver's Kick Panel
DOMELIGHT SUPERVISION (+)	BLACK/LT.BLUE	Harness In Driver's Kick Panel
POWER DOOR LOCK	PINK/YELLOW	Harness In Passenger's Kick Panel
Notes: Models with OEM keyless entry: negative trigger, models without OEM keyless entry: 5-wire reverse polarity test using driver's lock switch. Refer to TechDoc 3956		
POWER DOOR UNLOCK	PINK GREEN	Harness In Passenger's Kick Panel
Notes: Models with OEM keyless entry: negative trigger, models without OEM keyless entry: 5-wire reverse polarity test using driver's lock switch. Refer to TechDoc 3956		
LEFT FRONT WINDOW UP	ORANGE/WHITE	At Driver Window Motor Inside Door
LEFT FRONT WINDOW DOWN	WHITE/BLACK	At Driver Window Motor Inside Door
RIGHT FRONT WINDOW UP	WHITE/YELLOW	Harness In Driver's Kick From Driver Door
RIGHT FRONT WINDOW DOWN	TAN/BLUE	Harness In Driver's Kick From Driver Door

INTERFACE	PART NUMBER	NOTES
Immobilizer Bypass Module	DEI 555PW or DEI 555FW or DEI 556UW	Required when installing a remote start system

Please verify all part numbers before ordering.

Remote starter and security installations should be attempted by experienced security installers only. Information contained is accurate to the best of our knowledge and experience. Information contained is without any representation of warranty. It is the installer's responsibility to test and confirm all circuits with a digital multi-meter. Proper installation remains the responsibility of the installer. CarAlarmPros assumes no liability or responsibility resulting from an improper installation, even in reliance with the information contained in this guide.

ADDITIONAL NOTES



AUDIO WIRING			
WIRE	COLOR	LOCATION	NOTES
RADIO CONSTANT	GREEN/VIOLET	Radio Harness	
RADIO SWITCHED	BLACK/PINK	Radio Harness	
RADIO GROUND	BLACK/LT.GREEN	Radio Harness	
LEFT FRONT SPEAKER (+)	GRAY/LT.BLUE	Speaker	
LEFT FRONT SPEAKER (-)	TAN/YELLOW	Speaker	
RIGHT FRONT SPEAKER (+)	WHITE/LT.GREEN	Speaker	
RIGHT FRONT SPEAKER (-)	DK.GREEN/ORANGE	Speaker	
LEFT REAR SPEAKER (+)	ORANGE/GREEN	Speaker	
LEFT REAR SPEAKER (-)	LT.BLUE/WHITE	Speaker	
RIGHT REAR SPEAKER (+)	ORANGE/RED	Speaker	
RIGHT REAR SPEAKER (-)	BROWN/PINK	Speaker	

FRONT SPEAKERS SIZE	REAR SPEAKERS SIZE	AMP LOCATION	NOTES
6x8"	6x8"		

RADIO DASH KIT OPTIONS	RADIO WIRE HARNESS OPTIONS	ANTENNA ADAPTER OPTIONS
METRA 99-5804, SCOSCHE FD1325B	METRA 70-1771, SCOSCHE FD16B	Not required

Please verify all part numbers before ordering.

ALARM REMOTE START WIRING

WIRE	COLOR	LOCATION
12V CONSTANT WIRE	YELLOW & LT.GREEN/PURPLE	Ignition harness
STARTER WIRE 1	GREEN	Ignition harness
IGNITION WIRE 1	RED/LT.GREEN	Ignition harness
ACCESSORY WIRE 1	GRAY/YELLOW	Ignition harness
ACCESSORY WIRE 2	RED/BLACK	Ignition harness
ACCESSORY WIRE 3	BLUE/LT.GREEN	Ignition Harness
TACHOMETER WIRE	Use any wire that is NOT RED/LT.GREEN	At Any Ignition Coil
DIESEL TACHOMETER WIRE	GREEN or WHITE	At Large Connector Under Air Intake Duct
BRAKE WIRE (+)	LT.GREEN	Brake switch
HORN TRIGGER (-)	DK.BLUE	Steering column
DIESEL WAIT-TO-START	Must use pulse timer relay	See Page
PARKING LIGHTS (+)	BROWN	At Headlight Switch
POWER DOOR LOCK	See Notes	Harness In Driver's Kick Panel Or OEM Keyless Module Below Radio
Notes: Models with OEM keyless entry: WHITE/RED - negative trigger, models without OEM keyless entry: PINK/YELLOW - 5-wire reverse polarity test using driver's lock switch - Refer to TechDoc 3956		
POWER DOOR UNLOCK	See Notes	Harness In Driver's Kick Panel Or OEM Keyless Module Below Radio
Notes: Models with OEM keyless entry: BLACK/WHITE - negative trigger, models without OEM keyless entry: PINK/GREEN - 5-wire reverse polarity test using driver's lock switch - Refer to TechDoc 3956		
ALL DOOR TRIGGER (+)	BLACK/BLUE	Harness Right Of Column
LEFT FRONT WINDOW UP	WHITE/BLACK	At Driver Window Motor Inside Door
LEFT FRONT WINDOW DOWN	TAN/BLUE	At Driver Window Motor Inside Door
RIGHT FRONT WINDOW UP	WHITE/YELLOW	Harness In Driver's Kick From Driver Door
RIGHT FRONT WINDOW DOWN	TAN/BLUE	Harness In Driver's Kick From Driver Door
LEFT REAR WINDOW UP	GRAY/ORANGE	Harness In Driver's Kick From Driver Door
LEFT REAR WINDOW DOWN	YELLOW/BLUE	Harness In Driver's Kick From Driver Door
RIGHT REAR WINDOW UP	YELLOW/BLACK	Harness In Driver's Kick From Driver Door
RIGHT REAR WINDOW DOWN	RED/BLACK	Harness In Driver's Kick From Driver Door
INTERFACE	PART NUMBER	NOTES
None required	NA	NA
Please verify all part numbers before ordering.		

AUDIO WIRING			
WIRE	COLOR	LOCATION	NOTES
RADIO CONSTANT	GREEN/PINK	Radio Harness	
RADIO SWITCHED	BLACK/VIOLET	Radio Harness	
RADIO GROUND	BLACK	Radio Harness	
LEFT FRONT SPEAKER (+)	LT.BLUE/WHITE	Speaker	
LEFT FRONT SPEAKER (-)	ORANGE/GREEN	Speaker	
RIGHT FRONT SPEAKER (+)	DK/GREEN/ORANGE	Speaker	
RIGHT FRONT SPEAKER (-)	WHITE/LT.GREEN	Speaker	
LEFT REAR SPEAKER (+)	TAN/YELLOW	Speaker	
LEFT REAR SPEAKER (-)	GRAY/LT.BLUE	Speaker	
RIGHT REAR SPEAKER (+)	ORANGE/RED	Speaker	
RIGHT REAR SPEAKER (-)	BROWN/PINK	Speaker	

FRONT SPEAKERS SIZE	REAR SPEAKERS SIZE	AMP LOCATION	NOTES
6x8"	6x8"		

RADIO DASH KIT OPTIONS	RADIO WIRE HARNESS OPTIONS	ANTENNA ADAPTER OPTIONS
METRA 99-5804, SCOSCHE FD1325B	METRA 70-1771, SCOSCHE FD16B	Not required

Please verify all part numbers before ordering.



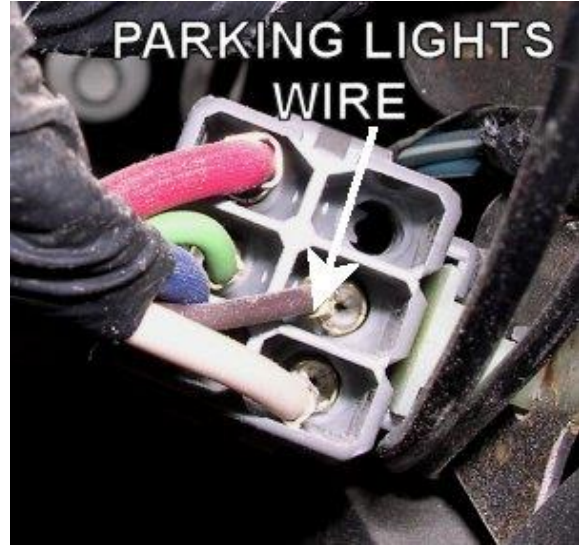
ALARM REMOTE START WIRING

WIRE	COLOR	LOCATION
12V CONSTANT WIRE	YELLOW and LT.GREEN/PURPLE	Ignition harness
STARTER WIRE 1	RED/LT.BLUE	Ignition harness
IGNITION WIRE 1	DK.BLUE/LT.GREEN	Ignition harness
IGNITION WIRE 2	GRAY/YELLOW	Ignition harness
IGNITION WIRE 3	LT.BLUE/PINK	Ignition harness
Notes: Vehicles with all wheel anti-lock brakes do not have a third ignition wire		
ACCESSORY WIRE 1	RED/BLACK	Ignition harness
ACCESSORY WIRE 2	BLACK/GREEN	
FACTORY ALARM ARM (-)	Arms with lock w/ door open	
FACTORY ALARM DISARM (-)	DK.GREEN/PURPLE	Harness In Driver's Kick Panel
TACHOMETER	4.2L models: DK.BLUE/LT.GREEN	At Ignition Coil
Notes: 4.6L models: PINK/WHITE, 5.4L models: LT.GREEN/WHITE		
BRAKE WIRE (+)	LT.GREEN	Brake switch
HORN TRIGGER (-)	DK.BLUE	Steering column
PARKING LIGHTS (+)	BROWN	At Headlight Switch Or Gray Connector Under Dash On Right Of Steering Column
LEFT FRONT DOOR TRIGGER (-)	BLACK/YELLOW	Harness In Driver's Kick Panel
RIGHT FRONT DOOR TRIGGER (-)	BLACK/PINK	Harness In Pass. Kick Panel
REAR DOORS TRIGGER (-)	BLACK/LT.BLUE	Harness In Driver's Kick Panel
DOMELIGHT SUPERVISION (+)	BLACK/LT.BLUE	Harness In Driver's Kick Panel
POWER DOOR LOCK	PINK/YELLOW	Harness In Passenger's Kick Panel
Notes: Models with OEM keyless entry: negative trigger, models without OEM keyless entry: 5-wire reverse polarity test using driver's lock switch - Refer to TechDoc 3956		
POWER DOOR UNLOCK	PINK GREEN	Harness In Passenger's Kick Panel
Notes: Models with OEM keyless entry: negative trigger, models without OEM keyless entry: 5-wire reverse polarity test using driver's lock switch - Refer to TechDoc 3956		
LEFT FRONT WINDOW UP	ORANGE/WHITE	At Driver Window Motor Inside Door
LEFT FRONT WINDOW DOWN	WHITE/BLACK	At Driver Window Motor Inside Door
RIGHT FRONT WINDOW UP	WHITE/YELLOW	Harness In Driver's Kick From Driver Door
RIGHT FRONT WINDOW DOWN	TAN/BLUE	Harness In Driver's Kick From Driver Door

INTERFACE	PART NUMBER	NOTES
PATS Immobilizer Bypass Module	DEI 555PW or DEI 555FW or DEI 556UW	Required when installing a remote start system

Please verify all part numbers before ordering.

ADDITIONAL NOTES



Remote starter and security installations should be attempted by experienced security installers only. Information contained is accurate to the best of our knowledge and experience. Information contained is without any representation of warranty. It is the installer's responsibility to test and confirm all circuits with a digital multi-meter. Proper installation remains the responsibility of the installer. CarAlarmPros assumes no liability or responsibility resulting from an improper installation, even in reliance with the information contained in this guide.

AUDIO WIRING			
WIRE	COLOR	LOCATION	NOTES
RADIO CONSTANT	GREEN/VIOLET	Radio Harness	
RADIO SWITCHED	BLACK/PINK	Radio Harness	
RADIO GROUND	BLACK/LT.GREEN	Radio Harness	
LEFT FRONT SPEAKER (+)	GRAY/LT.BLUE	Speaker	
LEFT FRONT SPEAKER (-)	TAN/YELLOW	Speaker	
RIGHT FRONT SPEAKER (+)	WHITE/LT.GREEN	Speaker	
RIGHT FRONT SPEAKER (-)	DK.GREEN/ORANGE	Speaker	
LEFT REAR SPEAKER (+)	ORANGE/GREEN	Speaker	
LEFT REAR SPEAKER (-)	LT.BLUE/WHITE	Speaker	
RIGHT REAR SPEAKER (+)	ORANGE/RED	Speaker	
RIGHT REAR SPEAKER (-)	BROWN/PINK	Speaker	
FRONT SPEAKERS SIZE	REAR SPEAKERS SIZE	AMP LOCATION	NOTES
6x8"	6x8"		
RADIO DASH KIT OPTIONS		RADIO WIRE HARNESS OPTIONS	ANTENNA ADAPTER OPTIONS
METRA 99-5801, SCOSCHE FD1325B		METRA 70-1771, SCOSCHE FD16B	Not required
Please verify all part numbers before ordering.			

ALARM REMOTE START WIRING

WIRE	COLOR	LOCATION
12V CONSTANT WIRE	LT.GREEN/PURPLE	Ignition harness
STARTER WIRE 1	RED/LT.BLUE	Ignition harness
IGNITION WIRE 1	DK.BLUE/LT.GREEN	Ignition harness
ACCESSORY WIRE 1	BLACK/LT.GREEN	
TACHOMETER	NOT RED/LT.GREEN or RED	At Ignition Coil
BRAKE WIRE (+)	LT.GREEN	Brake switch
HORN TRIGGER (-)	DK.BLUE	Steering column
PARKING LIGHTS (+)	BROWN	Pin 6, Blue Plug At BCM On Rear Cab Wall
LEFT FRONT DOOR TRIGGER (-)	BLACK/YELLOW	In Green Connector At Body Control Module On Rear Cab Wall
RIGHT FRONT DOOR TRIGGER (-)	BLACK/PINK	In Green Connector At Body Control Module On Rear Cab Wall
LEFT REAR DOOR TRIGGER (-)	BLACK/LT.BLUE	In Green Connector At Body Control Module On Rear Cab Wall
RIGHT REAR DOOR TRIGGER (-)	BLACK/WHITE	In Green Connector At Body Control Module On Rear Cab Wall
DOMELIGHT SUPERVISION (+)	BLACK/LT.BLUE	In Gray Connector In Driver's Kick Panel
POWER DOOR LOCK (-)	PINK/YELLOW	Pin 9, Green Plug At BCM On Rear Cab Wall
POWER DOOR UNLOCK (-)	PINK GREEN	Pin 1, Green Plug At BCM On Rear Cab Wall
LEFT FRONT WINDOW UP	TAN/LT.BLUE	At Driver Window Motor Inside Door
LEFT FRONT WINDOW DOWN	WHITE/BLACK	At Driver Window Motor Inside Door
RIGHT FRONT WINDOW UP	TAN/LT.BLUE	Harness In Driver's Kick From Driver Door
RIGHT FRONT WINDOW DOWN	WHITE/YELLOW	Harness In Driver's Kick From Driver Door
LEFT REAR WINDOW UP	YELLOW/LT.BLUE	Harness In Driver's Kick From Driver Door
LEFT REAR WINDOW DOWN	GRAY/ORANGE	Harness In Driver's Kick From Driver Door
RIGHT REAR WINDOW UP	RED/BLACK	Harness In Driver's Kick From Driver Door
RIGHT REAR WINDOW DOWN	YELLOW/BLACK	Harness In Driver's Kick From Driver Door

INTERFACE	PART NUMBER	NOTES
Immobilizer Bypass Module	DEI 556SW or DEI 556UW	Required when installing a remote start system

Please verify all part numbers before ordering.

AUDIO WIRING			
WIRE	COLOR	LOCATION	NOTES
RADIO CONSTANT	GREEN/VIOLET	Radio Harness	
RADIO SWITCHED	BLACK/PINK or LT.GREEN/YELLOW	Radio Harness	
RADIO GROUND	BLACK	Radio Harness	
LEFT FRONT SPEAKER (+)	ORANGE/LT.GREEN	Speaker	
LEFT FRONT SPEAKER (-)	LT.BLUE/WHITE	Speaker	
RIGHT FRONT SPEAKER (+)	WHITE/LT.GREEN	Speaker	
RIGHT FRONT SPEAKER (-)	DK.GREEN/ORANGE	Speaker	
LEFT REAR SPEAKER (+)	GRAY/LT.BLUE	Speaker	
LEFT REAR SPEAKER (-)	TAN/YELLOW	Speaker	
RIGHT REAR SPEAKER (+)	ORANGE/RED	Speaker	
RIGHT REAR SPEAKER (-)	BROWN/PINK	Speaker	
FRONT SPEAKERS SIZE	REAR SPEAKERS SIZE	AMP LOCATION	NOTES
6x8"	6x8"		
RADIO DASH KIT OPTIONS		RADIO WIRE HARNESS OPTIONS	ANTENNA ADAPTER OPTIONS
METRA 99-5812, SCOSCHE FD1424B		METRA 70-1771, SCOSCHE FD16B	Not required
Please verify all part numbers before ordering.			

ALARM REMOTE START WIRING

WIRE	COLOR	LOCATION
12V CONSTANT WIRE	YELLOW & LT.GREEN/PURPLE	Ignition harness
STARTER WIRE 1	GREEN	Ignition harness
IGNITION WIRE 1	RED/LT.GREEN	Ignition harness
ACCESSORY WIRE 1	GRAY/YELLOW	Ignition harness
ACCESSORY WIRE 2	RED/BLACK	Ignition harness
ACCESSORY WIRE 3	BLUE/LT.GREEN	Ignition Harness
TACHOMETER WIRE	Use any wire that is NOT RED/LT.GREEN	At Any Ignition Coil
DIESEL TACHOMETER WIRE	GREEN or WHITE	At Large Connector Under Air Intake Duct
BRAKE WIRE (+)	LT.GREEN	Brake switch
HORN TRIGGER (-)	DK.BLUE	Steering column
DIESEL WAIT-TO-START	Must use pulse timer relay	See Page
PARKING LIGHTS (+)	BROWN	At Headlight Switch
POWER DOOR LOCK	See Notes	Models With OEM Keyless: Module Below Radio. Models Without OEM Keyless: Harness In Driver's Kick Panel
Notes: Models with OEM keyless entry: WHITE/RED - negative trigger. Models without OEM keyless entry: PINK/YELLOW - 5-wire reverse polarity test using driver's lock switch - Refer to TechDoc 3956		
POWER DOOR UNLOCK	See Notes	Models Without OEM Keyless: Harness In Driver's Kick Panel. Models With OEM Keyless: Module Below Radio
Notes: Models with OEM keyless entry: BLACK/WHITE - negative trigger, models without OEM keyless entry: PINK/GREEN - 5-wire reverse polarity test using driver's lock switch - Refer to TechDoc 3956		
ALL DOOR TRIGGER (+)	BLACK/BLUE	Harness Right Of Column
LEFT FRONT WINDOW UP	WHITE/BLACK	At Driver Window Motor Inside Door
LEFT FRONT WINDOW DOWN	TAN/BLUE	At Driver Window Motor Inside Door
RIGHT FRONT WINDOW UP	WHITE/YELLOW	Harness In Driver's Kick From Driver Door
RIGHT FRONT WINDOW DOWN	TAN/BLUE	Harness In Driver's Kick From Driver Door
LEFT REAR WINDOW UP	GRAY/ORANGE	Harness In Driver's Kick From Driver Door
LEFT REAR WINDOW DOWN	YELLOW/BLUE	Harness In Driver's Kick From Driver Door
RIGHT REAR WINDOW UP	YELLOW/BLACK	Harness In Driver's Kick From Driver Door
RIGHT REAR WINDOW DOWN	RED/BLACK	Harness In Driver's Kick From Driver Door
INTERFACE	PART NUMBER	NOTES
None required	NA	NA
Please verify all part numbers before ordering.		

AUDIO WIRING			
WIRE	COLOR	LOCATION	NOTES
RADIO CONSTANT	GREEN/PINK	Radio Harness	
RADIO SWITCHED	BLACK/VIOLET	Radio Harness	
RADIO GROUND	BLACK	Radio Harness	
LEFT FRONT SPEAKER (+)	LT.BLUE/WHITE	Speaker	
LEFT FRONT SPEAKER (-)	ORANGE/GREEN	Speaker	
RIGHT FRONT SPEAKER (+)	DK/GREEN/ORANGE	Speaker	
RIGHT FRONT SPEAKER (-)	WHITE/LT.GREEN	Speaker	
LEFT REAR SPEAKER (+)	TAN/YELLOW	Speaker	
LEFT REAR SPEAKER (-)	GRAY/LT.BLUE	Speaker	
RIGHT REAR SPEAKER (+)	ORANGE/RED	Speaker	
RIGHT REAR SPEAKER (-)	BROWN/PINK	Speaker	

FRONT SPEAKERS SIZE	REAR SPEAKERS SIZE	AMP LOCATION	NOTES
6x8"	6x8"		

RADIO DASH KIT OPTIONS	RADIO WIRE HARNESS OPTIONS	ANTENNA ADAPTER OPTIONS
METRA 99-5804, SCOSCHE FD1325B	METRA 70-1771, SCOSCHE FD16B	Not required

Please verify all part numbers before ordering.

ALARM REMOTE START WIRING

WIRE	COLOR	LOCATION
12V CONSTANT WIRE	LT.GREEN/PURPLE	Ignition harness
STARTER WIRE 1	RED/LT.BLUE	Ignition harness
IGNITION WIRE 1	DK.BLUE/LT.GREEN	Ignition harness
ACCESSORY WIRE 1	BLACK/LT.GREEN	
TACHOMETER	NOT RED/LT.GREEN or RED	At Ignition Coil
BRAKE WIRE (+)	LT.GREEN	Brake switch
HORN TRIGGER (-)	DK.BLUE	Steering column
PARKING LIGHTS (+)	BROWN	Pin 6, Blue Plug At BCM On Rear Cab Wall
LEFT FRONT DOOR TRIGGER (-)	BLACK/YELLOW	In Green Connector At Body Control Module On Rear Cab Wall
RIGHT FRONT DOOR TRIGGER (-)	BLACK/PINK	In Green Connector At Body Control Module On Rear Cab Wall
LEFT REAR DOOR TRIGGER (-)	BLACK/LT.BLUE	In Green Connector At Body Control Module On Rear Cab Wall
RIGHT REAR DOOR TRIGGER (-)	BLACK/WHITE	In Green Connector At Body Control Module On Rear Cab Wall
DOMELIGHT SUPERVISION (+)	BLACK/LT.BLUE	In Gray Connector In Driver's Kick Panel
POWER DOOR LOCK (-)	PINK/YELLOW	Pin 9, Green Plug At BCM On Rear Cab Wall
POWER DOOR UNLOCK (-)	PINK GREEN	Pin 1, Green Plug At BCM On Rear Cab Wall
LEFT FRONT WINDOW UP	TAN/LT.BLUE	At Driver Window Motor Inside Door
LEFT FRONT WINDOW DOWN	WHITE/BLACK	At Driver Window Motor Inside Door
RIGHT FRONT WINDOW UP	TAN/LT.BLUE	Harness In Driver's Kick From Driver Door
RIGHT FRONT WINDOW DOWN	WHITE/YELLOW	Harness In Driver's Kick From Driver Door
LEFT REAR WINDOW UP	YELLOW/LT.BLUE	Harness In Driver's Kick From Driver Door
LEFT REAR WINDOW DOWN	GRAY/ORANGE	Harness In Driver's Kick From Driver Door
RIGHT REAR WINDOW UP	RED/BLACK	Harness In Driver's Kick From Driver Door
RIGHT REAR WINDOW DOWN	YELLOW/BLACK	Harness In Driver's Kick From Driver Door

INTERFACE	PART NUMBER	NOTES
Immobilizer Bypass Module	DEI 556SW or DEI 556UW	Required when installing a remote start system

Please verify all part numbers before ordering.

Remote starter and security installations should be attempted by experienced security installers only. Information contained is accurate to the best of our knowledge and experience. Information contained is without any representation of warranty. It is the installer's responsibility to test and confirm all circuits with a digital multi-meter. Proper installation remains the responsibility of the installer. CarAlarmPros assumes no liability or responsibility resulting from an improper installation, even in reliance with the information contained in this guide.

AUDIO WIRING			
WIRE	COLOR	LOCATION	NOTES
RADIO CONSTANT	GREEN/VIOLET	Radio Harness	
RADIO SWITCHED	BLACK/PINK or LT.GREEN/YELLOW	Radio Harness	
RADIO GROUND	BLACK	Radio Harness	
LEFT FRONT SPEAKER (+)	ORANGE/LT.GREEN	Speaker	
LEFT FRONT SPEAKER (-)	LT.BLUE/WHITE	Speaker	
RIGHT FRONT SPEAKER (+)	WHITE/LT.GREEN	Speaker	
RIGHT FRONT SPEAKER (-)	DK.GREEN/ORANGE	Speaker	
LEFT REAR SPEAKER (+)	GRAY/LT.BLUE	Speaker	
LEFT REAR SPEAKER (-)	TAN/YELLOW	Speaker	
RIGHT REAR SPEAKER (+)	ORANGE/RED	Speaker	
RIGHT REAR SPEAKER (-)	BROWN/PINK	Speaker	
FRONT SPEAKERS SIZE	REAR SPEAKERS SIZE	AMP LOCATION	NOTES
6x8"	6x8"		
RADIO DASH KIT OPTIONS		RADIO WIRE HARNESS OPTIONS	ANTENNA ADAPTER OPTIONS
METRA 99-5812, SCOSCHE FD1424B		METRA 70-1771, SCOSCHE FD16B	Not required
Please verify all part numbers before ordering.			

ALARM REMOTE START WIRING

WIRE	COLOR	LOCATION
12V CONSTANT WIRE	YELLOW & LT.GREEN/PURPLE	Ignition harness
STARTER WIRE 1	GREEN	Ignition harness
IGNITION WIRE 1	RED/LT.GREEN	Ignition harness
ACCESSORY WIRE 1	GRAY/YELLOW	Ignition harness
ACCESSORY WIRE 2	RED/BLACK	Ignition harness
ACCESSORY WIRE 3	BLUE/LT.GREEN	Ignition Harness
TACHOMETER WIRE	Use any wire that is NOT RED/LT.GREEN	At Any Ignition Coil
DIESEL TACHOMETER WIRE	GREEN or WHITE	At Large Connector Under Air Intake Duct
BRAKE WIRE (+)	LT.GREEN	Brake switch
HORN TRIGGER (-)	DK.BLUE	Steering column
DIESEL WAIT-TO-START	Must use pulse timer relay	See Page
PARKING LIGHTS (+)	BROWN	At Headlight Switch
POWER DOOR LOCK	See Notes	Models With OEM Keyless: Module Below Radio. Models Without OEM Keyless: Harness In Driver's Kick Panel
Notes: Models with OEM keyless entry: WHITE/RED - negative trigger. Models without OEM keyless entry: PINK/YELLOW - 5-wire reverse polarity test using driver's lock switch - Refer to TechDoc 3956		
POWER DOOR UNLOCK	See Notes	Models Without OEM Keyless: Harness In Driver's Kick Panel. Models With OEM Keyless: Module Below Radio
Notes: Models with OEM keyless entry: BLACK/WHITE - negative trigger, models without OEM keyless entry: PINK/GREEN - 5-wire reverse polarity test using driver's lock switch - Refer to TechDoc 3956		
ALL DOOR TRIGGER (+)	BLACK/BLUE	Harness Right Of Column
LEFT FRONT WINDOW UP	WHITE/BLACK	At Driver Window Motor Inside Door
LEFT FRONT WINDOW DOWN	TAN/BLUE	At Driver Window Motor Inside Door
RIGHT FRONT WINDOW UP	WHITE/YELLOW	Harness In Driver's Kick From Driver Door
RIGHT FRONT WINDOW DOWN	TAN/BLUE	Harness In Driver's Kick From Driver Door
LEFT REAR WINDOW UP	GRAY/ORANGE	Harness In Driver's Kick From Driver Door
LEFT REAR WINDOW DOWN	YELLOW/BLUE	Harness In Driver's Kick From Driver Door
RIGHT REAR WINDOW UP	YELLOW/BLACK	Harness In Driver's Kick From Driver Door
RIGHT REAR WINDOW DOWN	RED/BLACK	Harness In Driver's Kick From Driver Door
INTERFACE	PART NUMBER	NOTES
None required	NA	NA
Please verify all part numbers before ordering.		

Remote starter and security installations should be attempted by experienced security installers only. Information contained is accurate to the best of our knowledge and experience. Information contained is without any representation of warranty. It is the installer's responsibility to test and confirm all circuits with a digital multi-meter. Proper installation remains the responsibility of the installer. CarAlarmPros assumes no liability or responsibility resulting from an improper installation, even in reliance with the information contained in this guide.

AUDIO WIRING			
WIRE	COLOR	LOCATION	NOTES
RADIO CONSTANT	GREEN/PINK	Radio Harness	
RADIO SWITCHED	BLACK/VIOLET	Radio Harness	
RADIO GROUND	BLACK	Radio Harness	
LEFT FRONT SPEAKER (+)	LT.BLUE/WHITE	Speaker	
LEFT FRONT SPEAKER (-)	ORANGE/GREEN	Speaker	
RIGHT FRONT SPEAKER (+)	DK/GREEN/ORANGE	Speaker	
RIGHT FRONT SPEAKER (-)	WHITE/LT.GREEN	Speaker	
LEFT REAR SPEAKER (+)	TAN/YELLOW	Speaker	
LEFT REAR SPEAKER (-)	GRAY/LT.BLUE	Speaker	
RIGHT REAR SPEAKER (+)	ORANGE/RED	Speaker	
RIGHT REAR SPEAKER (-)	BROWN/PINK	Speaker	

FRONT SPEAKERS SIZE	REAR SPEAKERS SIZE	AMP LOCATION	NOTES
6x8"	6x8"		

RADIO DASH KIT OPTIONS	RADIO WIRE HARNESS OPTIONS	ANTENNA ADAPTER OPTIONS
METRA 99-5812, SCOSCHE FD1424B	METRA 70-5520, SCOSCHE FD23B	Not required

Please verify all part numbers before ordering.

ALARM REMOTE START WIRING		
WIRE	COLOR	LOCATION
12V CONSTANT WIRE	LT.GREEN/PURPLE	Ignition harness
STARTER WIRE 1	RED/LT.BLUE	Ignition harness
IGNITION WIRE 1	DK.BLUE/LT.GREEN	Ignition harness
ACCESSORY WIRE 1	BLACK/LT.GREEN	
TACHOMETER	NOT RED/LT.GREEN or RED	At Ignition Coil
BRAKE WIRE (+)	LT.GREEN	Brake switch
HORN TRIGGER (-)	DK.BLUE	Steering column
PARKING LIGHTS (+)	BROWN	Pin 6, Blue Plug At BCM On Rear Cab Wall
LEFT FRONT DOOR TRIGGER (-)	BLACK/YELLOW	In Green Connector At Body Control Module On Rear Cab Wall
RIGHT FRONT DOOR TRIGGER (-)	BLACK/PINK	In Green Connector At Body Control Module On Rear Cab Wall
LEFT REAR DOOR TRIGGER (-)	BLACK/LT.BLUE	In Green Connector At Body Control Module On Rear Cab Wall
RIGHT REAR DOOR TRIGGER (-)	BLACK/WHITE	In Green Connector At Body Control Module On Rear Cab Wall
DOMELIGHT SUPERVISION (+)	BLACK/LT.BLUE	In Gray Connector In Driver's Kick Panel
POWER DOOR LOCK (-)	PINK/YELLOW	Pin 9, Green Plug At BCM On Rear Cab Wall
POWER DOOR UNLOCK (-)	PINK GREEN	Pin 1, Green Plug At BCM On Rear Cab Wall
LEFT FRONT WINDOW UP	TAN/LT.BLUE	At Driver Window Motor Inside Door
LEFT FRONT WINDOW DOWN	WHITE/BLACK	At Driver Window Motor Inside Door
RIGHT FRONT WINDOW UP	TAN/LT.BLUE	Harness In Driver's Kick From Driver Door
RIGHT FRONT WINDOW DOWN	WHITE/YELLOW	Harness In Driver's Kick From Driver Door
LEFT REAR WINDOW UP	YELLOW/LT.BLUE	Harness In Driver's Kick From Driver Door
LEFT REAR WINDOW DOWN	GRAY/ORANGE	Harness In Driver's Kick From Driver Door
RIGHT REAR WINDOW UP	RED/BLACK	Harness In Driver's Kick From Driver Door
RIGHT REAR WINDOW DOWN	YELLOW/BLACK	Harness In Driver's Kick From Driver Door
INTERFACE	PART NUMBER	NOTES
Immobilizer Bypass Module	DEI 556SW or DEI 556UW	Required when installing a remote start system
Please verify all part numbers before ordering.		

Remote starter and security installations should be attempted by experienced security installers only. Information contained is accurate to the best of our knowledge and experience. Information contained is without any representation of warranty. It is the installer's responsibility to test and confirm all circuits with a digital multi-meter. Proper installation remains the responsibility of the installer. CarAlarmPros assumes no liability or responsibility resulting from an improper installation, even in reliance with the information contained in this guide.

AUDIO WIRING			
WIRE	COLOR	LOCATION	NOTES
RADIO CONSTANT	GREEN/VIOLET	Radio Harness	
RADIO SWITCHED	BLACK/PINK or LT.GREEN/YELLOW	Radio Harness	
RADIO GROUND	BLACK	Radio Harness	
LEFT FRONT SPEAKER (+)	ORANGE/LT.GREEN	Speaker	
LEFT FRONT SPEAKER (-)	LT.BLUE/WHITE	Speaker	
RIGHT FRONT SPEAKER (+)	WHITE/LT.GREEN	Speaker	
RIGHT FRONT SPEAKER (-)	DK.GREEN/ORANGE	Speaker	
LEFT REAR SPEAKER (+)	GRAY/LT.BLUE	Speaker	
LEFT REAR SPEAKER (-)	TAN/YELLOW	Speaker	
RIGHT REAR SPEAKER (+)	ORANGE/RED	Speaker	
RIGHT REAR SPEAKER (-)	BROWN/PINK	Speaker	
FRONT SPEAKERS SIZE	REAR SPEAKERS SIZE	AMP LOCATION	NOTES
6x8"	6x8"		
RADIO DASH KIT OPTIONS		RADIO WIRE HARNESS OPTIONS	ANTENNA ADAPTER OPTIONS
METRA 99-5812, SCOSCHE FD1424B		METRA 70-1771, SCOSCHE FD16B	Not required
Please verify all part numbers before ordering.			

ALARM REMOTE START WIRING

WIRE	COLOR	LOCATION
12V CONSTANT WIRE	LT.GREEN/PURPLE and YELLOW	Ignition harness
STARTER WIRE 1	GREEN	Ignition harness
IGNITION WIRE 1	RED/LT.GREEN or WHITE/YELLOW	Ignition harness
ACCESSORY WIRE 1	GRAY/YELLOW	Ignition harness
ACCESSORY WIRE 2	RED/BLACK	Ignition harness
ACCESSORY WIRE 3	BLUE/LT.GREEN	Ignition harness
TACHOMETER	GREEN/WHITE	In Harness Behind Parking Brake Release
WAIT-TO-START	Controlled by a databus, do not interface directly!	
BRAKE WIRE (+)	LT.GREEN	Brake switch
HORN TRIGGER (-)	BLUE	Steering column
PARKING LIGHTS (+)	BROWN	Behind Headlight Switch
ALL DOOR TRIGGER (+)	BLACK/LT.BLUE	Harness In Driver's Kick Panel
POWER DOOR LOCK	See Notes	Harness In Driver's Kick Panel Or At Vehicle Security Module Above Transmission Hump

Notes: Models without OEM keyless entry - PINK/YELLOW - Door locks are reverse-polarity. Test using driver's door lock switch. Refer to TechDoc 3956. Models with OEM Keyless Entry - WHITE/RED - Door locks are negative trigger. Also, the GEM shuts down a few minutes after the doors have been locked. Refer to TechDoc 3327.

POWER DOOR UNLOCK	See Notes	Harness In Driver's Kick Panel Or At Vehicle Security Module Above Transmission Hump
-------------------	-----------	--

Notes: Models without OEM keyless entry - PINK/LT.GREEN - Door locks are reverse-polarity. Test using driver's door lock switch. Refer to TechDoc 3956. Models with OEM Keyless Entry - BLACK/WHITE - Door locks are negative trigger. Also, the GEM shuts down a few minutes after the doors have been locked. Refer to TechDoc 3327.

LEFT FRONT WINDOW UP	TAN/LT.BLUE	At Driver Window Motor Inside Door
LEFT FRONT WINDOW DOWN	WHITE/BLACK	At Driver Window Motor Inside Door
RIGHT FRONT WINDOW UP	TAN/LT.BLUE	Harness In Driver's Kick From Driver Door
RIGHT FRONT WINDOW DOWN	WHITE/YELLOW	Harness In Driver's Kick From Driver Door
LEFT REAR WINDOW UP	YELLOW/LT.BLUE	Harness In Driver's Kick From Driver Door
LEFT REAR WINDOW DOWN	GRAY/ORANGE	Harness In Driver's Kick From Driver Door
RIGHT REAR WINDOW UP	RED/BLACK	Harness In Driver's Kick From Driver Door
RIGHT REAR WINDOW DOWN	YELLOW/BLACK	Harness In Driver's Kick From Driver Door

INTERFACE	PART NUMBER	NOTES
None required	NA	NA

Please verify all part numbers before ordering.

AUDIO WIRING			
WIRE	COLOR	LOCATION	NOTES
RADIO CONSTANT	GREEN/PINK	Radio Harness	
RADIO SWITCHED	BLACK/VIOLET	Radio Harness	
RADIO GROUND	BLACK	Radio Harness	
LEFT FRONT SPEAKER (+)	LT.BLUE/WHITE	Speaker	
LEFT FRONT SPEAKER (-)	ORANGE/GREEN	Speaker	
RIGHT FRONT SPEAKER (+)	DK/GREEN/ORANGE	Speaker	
RIGHT FRONT SPEAKER (-)	WHITE/LT.GREEN	Speaker	
LEFT REAR SPEAKER (+)	TAN/YELLOW	Speaker	
LEFT REAR SPEAKER (-)	GRAY/LT.BLUE	Speaker	
RIGHT REAR SPEAKER (+)	ORANGE/RED	Speaker	
RIGHT REAR SPEAKER (-)	BROWN/PINK	Speaker	

FRONT SPEAKERS SIZE	REAR SPEAKERS SIZE	AMP LOCATION	NOTES
6x8"	6x8"		

RADIO DASH KIT OPTIONS	RADIO WIRE HARNESS OPTIONS	ANTENNA ADAPTER OPTIONS
METRA 99-5812, SCOSCHE FD1424B	METRA 70-5520, SCOSCHE FD23B	Not required

Please verify all part numbers before ordering.

ALARM REMOTE START WIRING

WIRE	COLOR	LOCATION
12V CONSTANT WIRE	LT.GREEN/PURPLE	Ignition harness
STARTER WIRE 1	RED/LT.BLUE	Ignition harness
IGNITION WIRE 1	DK.BLUE/LT.GREEN	Ignition harness
ACCESSORY WIRE 1	BLACK/LT.GREEN	
TACHOMETER	NOT RED/LT.GREEN or RED	At Ignition Coil
BRAKE WIRE (+)	LT.GREEN	Brake switch
HORN TRIGGER (-)	DK.BLUE	Steering column
PARKING LIGHTS (+)	BROWN	Pin 6, Blue Plug At BCM On Rear Cab Wall
LEFT FRONT DOOR TRIGGER (-)	BLACK/YELLOW	In Green Connector At Body Control Module On Rear Cab Wall
RIGHT FRONT DOOR TRIGGER (-)	BLACK/PINK	In Green Connector At Body Control Module On Rear Cab Wall
LEFT REAR DOOR TRIGGER (-)	BLACK/LT.BLUE	In Green Connector At Body Control Module On Rear Cab Wall
RIGHT REAR DOOR TRIGGER (-)	BLACK/WHITE	In Green Connector At Body Control Module On Rear Cab Wall
DOMELIGHT SUPERVISION (+)	BLACK/LT.BLUE	In Gray Connector In Driver's Kick Panel
POWER DOOR LOCK (-)	PINK/YELLOW	Pin 9, Green Plug At BCM On Rear Cab Wall
POWER DOOR UNLOCK (-)	PINK GREEN	Pin 1, Green Plug At BCM On Rear Cab Wall
LEFT FRONT WINDOW UP	TAN/LT.BLUE	At Driver Window Motor Inside Door
LEFT FRONT WINDOW DOWN	WHITE/BLACK	At Driver Window Motor Inside Door
RIGHT FRONT WINDOW UP	TAN/LT.BLUE	Harness In Driver's Kick From Driver Door
RIGHT FRONT WINDOW DOWN	WHITE/YELLOW	Harness In Driver's Kick From Driver Door
LEFT REAR WINDOW UP	YELLOW/LT.BLUE	Harness In Driver's Kick From Driver Door
LEFT REAR WINDOW DOWN	GRAY/ORANGE	Harness In Driver's Kick From Driver Door
RIGHT REAR WINDOW UP	RED/BLACK	Harness In Driver's Kick From Driver Door
RIGHT REAR WINDOW DOWN	YELLOW/BLACK	Harness In Driver's Kick From Driver Door

INTERFACE	PART NUMBER	NOTES
Immobilizer Bypass Module	DEI 556UW	Required when installing a remote start system

Please verify all part numbers before ordering.

Remote starter and security installations should be attempted by experienced security installers only. Information contained is accurate to the best of our knowledge and experience. Information contained is without any representation of warranty. It is the installer's responsibility to test and confirm all circuits with a digital multi-meter. Proper installation remains the responsibility of the installer. CarAlarmPros assumes no liability or responsibility resulting from an improper installation, even in reliance with the information contained in this guide.

AUDIO WIRING			
WIRE	COLOR	LOCATION	NOTES
RADIO CONSTANT	GREEN/VIOLET	Radio Harness	
RADIO SWITCHED	BLACK/PINK or LT.GREEN/YELLOW	Radio Harness	
RADIO GROUND	BLACK	Radio Harness	
LEFT FRONT SPEAKER (+)	ORANGE/LT.GREEN	Speaker	
LEFT FRONT SPEAKER (-)	LT.BLUE/WHITE	Speaker	
RIGHT FRONT SPEAKER (+)	WHITE/LT.GREEN	Speaker	
RIGHT FRONT SPEAKER (-)	DK.GREEN/ORANGE	Speaker	
LEFT REAR SPEAKER (+)	GRAY/LT.BLUE	Speaker	
LEFT REAR SPEAKER (-)	TAN/YELLOW	Speaker	
RIGHT REAR SPEAKER (+)	ORANGE/RED	Speaker	
RIGHT REAR SPEAKER (-)	BROWN/PINK	Speaker	
FRONT SPEAKERS SIZE	REAR SPEAKERS SIZE	AMP LOCATION	NOTES
6x8"	6x8"		
RADIO DASH KIT OPTIONS		RADIO WIRE HARNESS OPTIONS	ANTENNA ADAPTER OPTIONS
METRA 99-5812, SCOSCHE FD1424B		METRA 70-5520, SCOSCHE FD23B	Not required
Please verify all part numbers before ordering.			

ALARM REMOTE START WIRING

WIRE	COLOR	LOCATION
12V CONSTANT WIRE	LT.GREEN/PURPLE and YELLOW	Ignition harness
STARTER WIRE 1	GREEN	Ignition harness
IGNITION WIRE 1	RED/LT.GREEN or WHITE/YELLOW	Ignition harness
ACCESSORY WIRE 1	GRAY/YELLOW	Ignition harness
ACCESSORY WIRE 2	RED/BLACK	Ignition harness
ACCESSORY WIRE 3	BLUE/LT.GREEN	Ignition harness
TACHOMETER	GREEN/WHITE	In Harness Behind Parking Brake Release
WAIT-TO-START	Controlled by a databus, do not interface directly!	
BRAKE WIRE (+)	LT.GREEN	Brake switch
HORN TRIGGER (-)	BLUE	Steering column
PARKING LIGHTS (+)	BROWN	Behind Headlight Switch
ALL DOOR TRIGGER (+)	BLACK/LT.BLUE	Harness In Driver's Kick Panel
POWER DOOR LOCK	See Notes	Harness In Driver's Kick Panel Or At Vehicle Security Module Above Transmission Hump
Notes: Models without OEM keyless entry - PINK/YELLOW - Door locks are reverse-polarity. Test using driver's door lock switch. Refer to TechDoc 3956. Models with OEM Keyless Entry - WHITE/RED - Door locks are negative trigger. Also, the GEM shuts down a few minutes after the doors have been locked. Refer to TechDoc 3327.		
POWER DOOR UNLOCK	See Notes	Harness In Driver's Kick Panel Or At Vehicle Security Module Above Transmission Hump
Notes: Models without OEM keyless entry - PINK/LT.GREEN - Door locks are reverse-polarity. Test using driver's door lock switch. Refer to TechDoc 3956. Models with OEM Keyless Entry - BLACK/WHITE - Door locks are negative trigger. Also, the GEM shuts down a few minutes after the doors have been locked. Refer to TechDoc 3327.		
LEFT FRONT WINDOW UP	TAN/LT.BLUE	At Driver Window Motor Inside Door
LEFT FRONT WINDOW DOWN	WHITE/BLACK	At Driver Window Motor Inside Door
RIGHT FRONT WINDOW UP	TAN/LT.BLUE	Harness In Driver's Kick From Driver Door
RIGHT FRONT WINDOW DOWN	WHITE/YELLOW	Harness In Driver's Kick From Driver Door
LEFT REAR WINDOW UP	YELLOW/LT.BLUE	Harness In Driver's Kick From Driver Door
LEFT REAR WINDOW DOWN	GRAY/ORANGE	Harness In Driver's Kick From Driver Door
RIGHT REAR WINDOW UP	RED/BLACK	Harness In Driver's Kick From Driver Door
RIGHT REAR WINDOW DOWN	YELLOW/BLACK	Harness In Driver's Kick From Driver Door

INTERFACE	PART NUMBER	NOTES
Immobilizer Bypass Module	DEI 556UW	Required when installing a remote start system

Please verify all part numbers before ordering.

Remote starter and security installations should be attempted by experienced security installers only. Information contained is accurate to the best of our knowledge and experience. Information contained is without any representation of warranty. It is the installer's responsibility to test and confirm all circuits with a digital multi-meter. Proper installation remains the responsibility of the installer. CarAlarmPros assumes no liability or responsibility resulting from an improper installation, even in reliance with the information contained in this guide.

AUDIO WIRING			
WIRE	COLOR	LOCATION	NOTES
RADIO CONSTANT	GREEN/PINK	Radio Harness	
RADIO SWITCHED	BLACK/VIOLET	Radio Harness	
RADIO GROUND	BLACK	Radio Harness	
LEFT FRONT SPEAKER (+)	LT.BLUE/WHITE	Speaker	
LEFT FRONT SPEAKER (-)	ORANGE/GREEN	Speaker	
RIGHT FRONT SPEAKER (+)	DK/GREEN/ORANGE	Speaker	
RIGHT FRONT SPEAKER (-)	WHITE/LT.GREEN	Speaker	
LEFT REAR SPEAKER (+)	TAN/YELLOW	Speaker	
LEFT REAR SPEAKER (-)	GRAY/LT.BLUE	Speaker	
RIGHT REAR SPEAKER (+)	ORANGE/RED	Speaker	
RIGHT REAR SPEAKER (-)	BROWN/PINK	Speaker	
FRONT SPEAKERS SIZE	REAR SPEAKERS SIZE	AMP LOCATION	NOTES
6x8"	6x8"		
RADIO DASH KIT OPTIONS		RADIO WIRE HARNESS OPTIONS	ANTENNA ADAPTER OPTIONS
METRA 99-5812, SCOSCHE FD1424B		METRA 70-5520, SCOSCHE FD23B	Not required
Please verify all part numbers before ordering.			

ALARM REMOTE START WIRING

WIRE	COLOR	LOCATION
12V CONSTANT WIRE	LT.GREEN/PURPLE	Ignition harness
STARTER WIRE 1	RED/LT.BLUE	Ignition harness
IGNITION WIRE 1	DK.BLUE/LT.GREEN	Ignition harness
IGNITION WIRE 2	LIGHT BLUE/PINK	Ignition harness
Notes: IGNITION WIRE 2 only exists on models with rear-only anti-lock brakes.		
ACCESSORY WIRE 1	BLACK/LT.GREEN	Ignition harness
TACHOMETER	NOT RED/LT.GREEN or RED	At Ignition Coil
BRAKE WIRE (+)	LT.GREEN	Brake switch
HORN TRIGGER (-)	DK.BLUE	Steering column
PARKING LIGHTS (+)	BROWN	In Gray Connector Near Gas Pedal
ALL DOOR TRIGGER (-)	BLACK/YELLOW	Under Sill On Driver's Side Coming From Passenger Side
LEFT FRONT DOOR TRIGGER (-)	GREEN/VIOLET	In Harness In Driver's Kick Panel
Notes: Front door trigger wires rest at ground and are open when the door is open		
RIGHT FRONT DOOR TRIGGER (-)	WHITE	In Harness In Passenger's Kick Panel
Notes: Front door trigger wires rest at ground and are open when the door is open		
LEFT REAR DOOR TRIGGER (-)	BLACK/LT.BLUE	At Body Control Module On Rear Cab Wall
RIGHT REAR DOOR TRIGGER (-)	BLACK/WHITE	At Body Control Module On Rear Cab Wall
POWER DOOR LOCK (-)	PINK/YELLOW	Harness In Driver's Kick Panel
POWER DOOR UNLOCK (-)	PINK GREEN	Harness In Driver's Kick Panel
LEFT FRONT WINDOW UP	TAN/LT.BLUE	At Driver Window Motor Inside Door
LEFT FRONT WINDOW DOWN	WHITE/BLACK	At Driver Window Motor Inside Door
RIGHT FRONT WINDOW UP	TAN/LT.BLUE	Harness In Driver's Kick From Driver Door
RIGHT FRONT WINDOW DOWN	WHITE/YELLOW	Harness In Driver's Kick From Driver Door
LEFT REAR WINDOW UP	YELLOW/LT.BLUE	Harness In Driver's Kick From Driver Door
LEFT REAR WINDOW DOWN	GRAY/ORANGE	Harness In Driver's Kick From Driver Door
RIGHT REAR WINDOW UP	RED/BLACK	Harness In Driver's Kick From Driver Door
RIGHT REAR WINDOW DOWN	YELLOW/BLACK	Harness In Driver's Kick From Driver Door

INTERFACE	PART NUMBER	NOTES
Immobilizer Bypass Module	DEI 556UW	Required when installing a remote start system

Please verify all part numbers before ordering.

AUDIO WIRING			
WIRE	COLOR	LOCATION	NOTES
RADIO CONSTANT	WHITE/RED	Radio Harness	
RADIO SWITCHED	BLUE or PINK/BLACK	Radio Harness	
RADIO GROUND	BLACK/BLUE	Radio Harness	
LEFT FRONT SPEAKER (+)	WHITE	Speaker	
LEFT FRONT SPEAKER (-)	WHITE/BROWN	Speaker	
RIGHT FRONT SPEAKER (+)	WHITE/VIOLET	Speaker	
RIGHT FRONT SPEAKER (-)	WHITE/ORANGE	Speaker	
LEFT REAR SPEAKER (+)	WHITE/GREEN	Speaker	
LEFT REAR SPEAKER (-)	BROWN/YELLOW	Speaker	
RIGHT REAR SPEAKER (+)	BROWN/WHITE	Speaker	
RIGHT REAR SPEAKER (-)	BROWN/BLUE	Speaker	

FRONT SPEAKERS SIZE	REAR SPEAKERS SIZE	AMP LOCATION	NOTES
6x8"	6x8"		

RADIO DASH KIT OPTIONS	RADIO WIRE HARNESS OPTIONS	ANTENNA ADAPTER OPTIONS
METRA 99-5812, SCOSCHE FD1424B	METRA 70-5520, SCOSCHE FD23B	Not required

Please verify all part numbers before ordering.

ALARM REMOTE START WIRING

WIRE	COLOR	LOCATION
12V CONSTANT WIRE	BLUE/RED	Ignition harness
STARTER WIRE 1	BLUE/WHITE	Ignition harness
IGNITION WIRE 1	WHITE/ORANGE	Ignition harness
ACCESSORY WIRE 1	BROWN/YELLOW	Ignition harness
ACCESSORY WIRE 2	PURPLE/GREEN	Ignition harness
TACHOMETER	GREEN/WHITE	In Harness Behind Parking Brake Release
WAIT-TO-START	Controlled by a databus, do not interface directly!	
BRAKE WIRE (+)	PURPLE/WHITE	Brake switch
HORN TRIGGER (-)	YELLOW/RED	Steering column
PARKING LIGHTS (-)	GRAY	Behind Headlight Switch
Notes: Must interrupt WHITE/VIOLET(and VIOLET/GREEN if the vehicle has auto headlights) when wiring parking light flash. Refer to TechDoc 3223		
ALL DOOR TRIGGER (+)	VIOLET	In Driver's Sill in Harness From Passenger Side
DOMELIGHT SUPERVISION (-)	GREEN/BLUE	Headlight Switch
REMOTE ENTRY		
POWER DOOR LOCK (-)	BLUE/LT.GREEN	In Harness In Driver's Kick panel
Notes: On models without OEM keyless, door lock wires are reverse polarity. Refer to TechDoc 3956		
POWER DOOR UNLOCK (-)	YELLOW/PURPLE	In Harness In Driver's Kick Panel
Notes: On models without OEM keyless, door lock wires are reverse polarity. Refer to TechDoc 3956		
LEFT FRONT WINDOW UP	TAN/LT.BLUE	At Driver Window Motor Inside Door
LEFT FRONT WINDOW DOWN	WHITE/BLACK	At Driver Window Motor Inside Door
RIGHT FRONT WINDOW UP	TAN/LT.BLUE	Harness In Driver's Kick From Driver Door
RIGHT FRONT WINDOW DOWN	WHITE/YELLOW	Harness In Driver's Kick From Driver Door
LEFT REAR WINDOW UP	YELLOW/LT.BLUE	Harness In Driver's Kick From Driver Door
LEFT REAR WINDOW DOWN	GRAY/ORANGE	Harness In Driver's Kick From Driver Door
RIGHT REAR WINDOW UP	RED/BLACK	Harness In Driver's Kick From Driver Door
RIGHT REAR WINDOW DOWN	YELLOW/BLACK	Harness In Driver's Kick From Driver Door

INTERFACE	PART NUMBER	NOTES
Immobilizer Bypass Module	DEI 556UW	Required when installing a remote start system
Please verify all part numbers before ordering.		

AUDIO WIRING			
WIRE	COLOR	LOCATION	NOTES
RADIO CONSTANT	WHITE/RED	Radio Harness	
RADIO SWITCHED	BLUE or PINK/BLACK	Radio Harness	
RADIO GROUND	BLACK/BLUE	Radio Harness	
LEFT FRONT SPEAKER (+)	WHITE	Speaker	
LEFT FRONT SPEAKER (-)	WHITE/BROWN	Speaker	
RIGHT FRONT SPEAKER (+)	WHITE/VIOLET	Speaker	
RIGHT FRONT SPEAKER (-)	WHITE/ORANGE	Speaker	
LEFT REAR SPEAKER (+)	WHITE/GREEN	Speaker	
LEFT REAR SPEAKER (-)	BROWN/YELLOW	Speaker	
RIGHT REAR SPEAKER (+)	BROWN/WHITE	Speaker	
RIGHT REAR SPEAKER (-)	BROWN/BLUE	Speaker	

FRONT SPEAKERS SIZE	REAR SPEAKERS SIZE	AMP LOCATION	NOTES
6x8"	6x8"		

RADIO DASH KIT OPTIONS	RADIO WIRE HARNESS OPTIONS	ANTENNA ADAPTER OPTIONS
METRA 99-5812, SCOSCHE FD1424B	METRA 70-5520, SCOSCHE FD23B	METRA 40-CR10, SCOSCHE CRAB

Please verify all part numbers before ordering.

Remote starter and security installations should be attempted by experienced security installers only. Information contained is accurate to the best of our knowledge and experience. Information contained is without any representation of warranty. It is the installer's responsibility to test and confirm all circuits with a digital multi-meter. Proper installation remains the responsibility of the installer. CarAlarmPros assumes no liability or responsibility resulting from an improper installation, even in reliance with the information contained in this guide.

ALARM REMOTE START WIRING

WIRE	COLOR	LOCATION
12V CONSTANT WIRE	VIOLET/RED	Ignition harness
STARTER WIRE 1	BLUE/WHITE	Ignition harness
IGNITION WIRE 1	WHITE/ORANGE	Ignition harness
ACCESSORY WIRE 1	VIOLET/GREEN	Ignition harness
TACHOMETER	NOT BLUE	Any Fuel Injector
BRAKE WIRE (+)	VIOLET/WHITE	Brake switch
HORN TRIGGER (-)	BLUE/WHITE	Steering column
PARKING LIGHTS (+)	VIOLET/WHITE	Pin 6, Connector E at Smart Junction Box In Passenger Kick Panel
ALL DOOR TRIGGER (-)	GRAY/VOILET	PIN 9, Connector A at Smart Junction Box In Passenger Kick Pane
LEFT FRONT DOOR TRIGGER	GREEN/VIOLET	Harness In Driver's Kick Panel
Notes: Individual door trigger wires rest at ground and are open when the door is open		
RIGHT FRONT DOOR TRIGGER	WHITE	Harness In Passenger's Kick Panel
Notes: Individual door trigger wires rest at ground and are open when the door is open		
LEFT REAR DOOR TRIGGER	GREEN	Harness In Driver's Kick Panel
Notes: Individual door trigger wires rest at ground and are open when the door is open		
RIGHT REAR DOOR TRIGGER	YELLOW	Harness In Driver's Kick Panel
Notes: Individual door trigger wires rest at ground and are open when the door is open		
POWER DOOR LOCK (-)	GRAY/YELLOW	Pin 17, Connector C at Smart Junction Box In Passenger Kick Panel
POWER DOOR UNLOCK (-)	VIOLET/GRAY	Pin 4, Connector C at Smart Junction Box In Passenger Kick Panel
LEFT FRONT WINDOW UP	BLUE/GRAY	At Driver Window Motor Inside Door
LEFT FRONT WINDOW DOWN	YELLOW/VIOLET	At Driver Window Motor Inside Door
RIGHT FRONT WINDOW UP	BROWN/YELLOW	Harness In Driver's Kick From Driver Door
RIGHT FRONT WINDOW DOWN	GREEN/ORNGE	Harness In Driver's Kick From Driver Door
LEFT REAR WINDOW UP	BLUE/ORANGE	Harness In Driver's Kick From Driver Door
LEFT REAR WINDOW DOWN	YELLOW	Harness In Driver's Kick From Driver Door
RIGHT REAR WINDOW UP	GRAY/VIOLET	Harness In Driver's Kick From Driver Door
RIGHT REAR WINDOW DOWN	BROWN/GREEN	Harness In Driver's Kick From Driver Door

INTERFACE	PART NUMBER	NOTES
Immobilizer Bypass Module	DEI 556UW	Required when installing a remote start system

Please verify all part numbers before ordering.

AUDIO WIRING			
WIRE	COLOR	LOCATION	NOTES
RADIO CONSTANT	WHITE/RED	Radio Harness	
RADIO SWITCHED	BLUE or PINK/BLACK	Radio Harness	
RADIO GROUND	BLACK/BLUE	Radio Harness	
LEFT FRONT SPEAKER (+)	WHITE	Speaker	
LEFT FRONT SPEAKER (-)	WHITE/BROWN	Speaker	
RIGHT FRONT SPEAKER (+)	WHITE/VIOLET	Speaker	
RIGHT FRONT SPEAKER (-)	WHITE/ORANGE	Speaker	
LEFT REAR SPEAKER (+)	WHITE/GREEN	Speaker	
LEFT REAR SPEAKER (-)	BROWN/YELLOW	Speaker	
RIGHT REAR SPEAKER (+)	BROWN/WHITE	Speaker	
RIGHT REAR SPEAKER (-)	BROWN/BLUE	Speaker	

FRONT SPEAKERS SIZE	REAR SPEAKERS SIZE	AMP LOCATION	NOTES
6x8"	6x8"		

RADIO DASH KIT OPTIONS	RADIO WIRE HARNESS OPTIONS	ANTENNA ADAPTER OPTIONS
METRA 99-5820, SCOSCHE FD1438B	METRA XSVI-5520-NAV, SCOSCHE S3-SR1 + S3FD23B	METRA 40-CR10, SCOSCHE CRAB

Please verify all part numbers before ordering.

ALARM REMOTE START WIRING

WIRE	COLOR	LOCATION
12V CONSTANT WIRE	BLUE/RED	Ignition harness
STARTER WIRE 1	BLUE/WHITE	Ignition harness
IGNITION WIRE 1	WHITE/ORANGE	Ignition harness
ACCESSORY WIRE 1	BROWN/YELLOW	Ignition harness
ACCESSORY WIRE 2	PURPLE/GREEN	Ignition harness
TACHOMETER	BLUE/WHITE	At PCM Module Under Hood On Passenger Firewall
WAIT-TO-START	Controlled by a databus, do not interface directly!	
BRAKE WIRE (+)	PURPLE/WHITE	Brake switch
HORN TRIGGER (-)	YELLOW/RED	Steering column
PARKING LIGHTS (-)	PURPLE/WHITE	At Module In Passenger Kick Panel
Notes: Must interrupt WHITE/VIOLET(and VIOLET/GREEN if the vehicle has auto headlights) when wiring parking light flash. Refer to TechDoc 3223		
ALL DOOR TRIGGER (+)	YELLOW/GRAY	At Smart Junction Box In Passenger Kick Panel
LEFT FRONT DOOR TRIGGER	GREEN/VIOLET	Harness In Driver's Kick Panel
Notes: Individual door trigger wires rest at ground and are open when the door is open		
RIGHT FRONT DOOR TRIGGER	WHITE	Harness In Passenger's Kick Panel
Notes: Individual door trigger wires rest at ground and are open when the door is open		
LEFT REAR DOOR TRIGGER	GREEN	Harness In Driver's Kick Panel
Notes: Individual door trigger wires rest at ground and are open when the door is open		
RIGHT REAR DOOR TRIGGER	YELLOW	Harness In Driver's Kick Panel
Notes: Individual door trigger wires rest at ground and are open when the door is open		
POWER DOOR LOCK (-)	BLUE/LT.GREEN	In Harness In Driver's Kick panel
Notes: On models without OEM keyless, door lock wires are reverse polarity. Refer to TechDoc 3956		
POWER DOOR UNLOCK (-)	YELLOW/PURPLE	In Harness In Driver's Kick Panel
Notes: On models without OEM keyless, door lock wires are reverse polarity. Refer to TechDoc 3956		
LEFT FRONT WINDOW UP	TAN/LT.BLUE	At Driver Window Motor Inside Door
LEFT FRONT WINDOW DOWN	WHITE/BLACK	At Driver Window Motor Inside Door
RIGHT FRONT WINDOW UP	TAN/LT.BLUE	Harness In Driver's Kick From Driver Door
RIGHT FRONT WINDOW DOWN	WHITE/YELLOW	Harness In Driver's Kick From Driver Door
LEFT REAR WINDOW UP	YELLOW/LT.BLUE	Harness In Driver's Kick From Driver Door
LEFT REAR WINDOW DOWN	GRAY/ORANGE	Harness In Driver's Kick From Driver Door
RIGHT REAR WINDOW UP	RED/BLACK	Harness In Driver's Kick From Driver Door
RIGHT REAR WINDOW DOWN	YELLOW/BLACK	Harness In Driver's Kick From Driver Door

INTERFACE	PART NUMBER	NOTES
Immobilizer Bypass Module	DEI 556UW	Required when installing a remote start system
Please verify all part numbers before ordering.		

AUDIO WIRING			
WIRE	COLOR	LOCATION	NOTES
RADIO CONSTANT	WHITE/RED	Radio Harness	
RADIO SWITCHED	BLUE or PINK/BLACK	Radio Harness	
RADIO GROUND	BLACK/BLUE	Radio Harness	
LEFT FRONT SPEAKER (+)	WHITE	Speaker	
LEFT FRONT SPEAKER (-)	WHITE/BROWN	Speaker	
RIGHT FRONT SPEAKER (+)	WHITE/VIOLET	Speaker	
RIGHT FRONT SPEAKER (-)	WHITE/ORANGE	Speaker	
LEFT REAR SPEAKER (+)	WHITE/GREEN	Speaker	
LEFT REAR SPEAKER (-)	BROWN/YELLOW	Speaker	
RIGHT REAR SPEAKER (+)	BROWN/WHITE	Speaker	
RIGHT REAR SPEAKER (-)	BROWN/BLUE	Speaker	

FRONT SPEAKERS SIZE	REAR SPEAKERS SIZE	AMP LOCATION	NOTES
6x8"	6x8"		

RADIO DASH KIT OPTIONS	RADIO WIRE HARNESS OPTIONS	ANTENNA ADAPTER OPTIONS
METRA 99-5812, SCOSCHE FD1424B	METRA 70-5520, SCOSCHE FD23B	METRA 40-CR10, SCOSCHE CRAB

Please verify all part numbers before ordering.

ALARM REMOTE START WIRING

WIRE	COLOR	LOCATION
12V CONSTANT WIRE	VIOLET/RED	Ignition harness
STARTER WIRE 1	BLUE/WHITE	Ignition harness
IGNITION WIRE 1	WHITE/ORANGE	Ignition harness
ACCESSORY WIRE 1	VIOLET/GREEN	Ignition harness
TACHOMETER	NOT BLUE	Any Fuel Injector
BRAKE WIRE (+)	VIOLET/WHITE	Brake switch
HORN TRIGGER (-)	BLUE/WHITE	Steering column
PARKING LIGHTS (+)	VIOLET/WHITE	Pin 6, Connector E at Smart Junction Box In Passenger Kick Panel
ALL DOOR TRIGGER (-)	GRAY/VOILET	PIN 9, Connector A at Smart Junction Box In Passenger Kick Pane
LEFT FRONT DOOR TRIGGER	GREEN/VIOLET	Harness In Driver's Kick Panel
Notes: Individual door trigger wires rest at ground and are open when the door is open		
RIGHT FRONT DOOR TRIGGER	WHITE	Harness In Passenger's Kick Panel
Notes: Individual door trigger wires rest at ground and are open when the door is open		
LEFT REAR DOOR TRIGGER	GREEN	Harness In Driver's Kick Panel
Notes: Individual door trigger wires rest at ground and are open when the door is open		
RIGHT REAR DOOR TRIGGER	YELLOW	Harness In Driver's Kick Panel
Notes: Individual door trigger wires rest at ground and are open when the door is open		
POWER DOOR LOCK (-)	GRAY/YELLOW	Pin 17, Connector C at Smart Junction Box In Passenger Kick Panel
POWER DOOR UNLOCK (-)	VIOLET/GRAY	Pin 4, Connector C at Smart Junction Box In Passenger Kick Panel
LEFT FRONT WINDOW UP	BLUE/GRAY	At Driver Window Motor Inside Door
LEFT FRONT WINDOW DOWN	YELLOW/VIOLET	At Driver Window Motor Inside Door
RIGHT FRONT WINDOW UP	BROWN/YELLOW	Harness In Driver's Kick From Driver Door
RIGHT FRONT WINDOW DOWN	GREEN/ORNGE	Harness In Driver's Kick From Driver Door
LEFT REAR WINDOW UP	BLUE/ORANGE	Harness In Driver's Kick From Driver Door
LEFT REAR WINDOW DOWN	YELLOW	Harness In Driver's Kick From Driver Door
RIGHT REAR WINDOW UP	GRAY/VIOLET	Harness In Driver's Kick From Driver Door
RIGHT REAR WINDOW DOWN	BROWN/GREEN	Harness In Driver's Kick From Driver Door

INTERFACE	PART NUMBER	NOTES
Immobilizer Bypass Module	DEI 556UW	Required when installing a remote start system

Please verify all part numbers before ordering.

AUDIO WIRING			
WIRE	COLOR	LOCATION	NOTES
RADIO CONSTANT	WHITE/RED	Radio Harness	
RADIO SWITCHED	BLUE or PINK/BLACK	Radio Harness	
RADIO GROUND	BLACK/BLUE	Radio Harness	
LEFT FRONT SPEAKER (+)	WHITE	Speaker	
LEFT FRONT SPEAKER (-)	WHITE/BROWN	Speaker	
RIGHT FRONT SPEAKER (+)	WHITE/VIOLET	Speaker	
RIGHT FRONT SPEAKER (-)	WHITE/ORANGE	Speaker	
LEFT REAR SPEAKER (+)	WHITE/GREEN	Speaker	
LEFT REAR SPEAKER (-)	BROWN/YELLOW	Speaker	
RIGHT REAR SPEAKER (+)	BROWN/WHITE	Speaker	
RIGHT REAR SPEAKER (-)	BROWN/BLUE	Speaker	

FRONT SPEAKERS SIZE	REAR SPEAKERS SIZE	AMP LOCATION	NOTES
6x8"	6x8"		

RADIO DASH KIT OPTIONS	RADIO WIRE HARNESS OPTIONS	ANTENNA ADAPTER OPTIONS
METRA 99-5820, SCOSCHE FD1438B	METRA XSVI-5520-NAV, SCOSCHE S3-SR1 + S3FD23B	METRA 40-CR10, SCOSCHE CRAB

Please verify all part numbers before ordering.

Remote starter and security installations should be attempted by experienced security installers only. Information contained is accurate to the best of our knowledge and experience. Information contained is without any representation of warranty. It is the installer's responsibility to test and confirm all circuits with a digital multi-meter. Proper installation remains the responsibility of the installer. CarAlarmPros assumes no liability or responsibility resulting from an improper installation, even in reliance with the information contained in this guide.

ALARM REMOTE START WIRING		
WIRE	COLOR	LOCATION
12V CONSTANT WIRE	BLUE/RED	Ignition harness
STARTER WIRE 1	BLUE/WHITE	Ignition harness
IGNITION WIRE 1	WHITE/ORANGE	Ignition harness
ACCESSORY WIRE 1	BROWN/YELLOW	Ignition harness
ACCESSORY WIRE 2	PURPLE/GREEN	Ignition harness
TACHOMETER	BLUE/WHITE	At PCM Module Under Hood On Passenger Firewall
WAIT-TO-START	Controlled by a databus, do not interface directly!	
BRAKE WIRE (+)	PURPLE/WHITE	Brake switch
HORN TRIGGER (-)	YELLOW/RED	Steering column
PARKING LIGHTS (-)	PURPLE/WHITE	At Module In Passenger Kick Panel
Notes: Must interrupt WHITE/VIOLET(and VIOLET/GREEN if the vehicle has auto headlights) when wiring parking light flash. Refer to TechDoc 3223		
ALL DOOR TRIGGER (+)	YELLOW/GRAY	At Smart Junction Box In Passenger Kick Panel
LEFT FRONT DOOR TRIGGER	GREEN/VIOLET	Harness In Driver's Kick Panel
Notes: Individual door trigger wires rest at ground and are open when the door is open		
RIGHT FRONT DOOR TRIGGER	WHITE	Harness In Passenger's Kick Panel
Notes: Individual door trigger wires rest at ground and are open when the door is open		
LEFT REAR DOOR TRIGGER	GREEN	Harness In Driver's Kick Panel
Notes: Individual door trigger wires rest at ground and are open when the door is open		
RIGHT REAR DOOR TRIGGER	YELLOW	Harness In Driver's Kick Panel
Notes: Individual door trigger wires rest at ground and are open when the door is open		
POWER DOOR LOCK (-)	BLUE/LT.GREEN	In Harness In Driver's Kick panel
Notes: On models without OEM keyless, door lock wires are reverse polarity. Refer to TechDoc 3956		
POWER DOOR UNLOCK (-)	YELLOW/PURPLE	In Harness In Driver's Kick Panel
Notes: On models without OEM keyless, door lock wires are reverse polarity. Refer to TechDoc 3956		
LEFT FRONT WINDOW UP	TAN/LT.BLUE	At Driver Window Motor Inside Door
LEFT FRONT WINDOW DOWN	WHITE/BLACK	At Driver Window Motor Inside Door
RIGHT FRONT WINDOW UP	TAN/LT.BLUE	Harness In Driver's Kick From Driver Door
RIGHT FRONT WINDOW DOWN	WHITE/YELLOW	Harness In Driver's Kick From Driver Door
LEFT REAR WINDOW UP	YELLOW/LT.BLUE	Harness In Driver's Kick From Driver Door
LEFT REAR WINDOW DOWN	GRAY/ORANGE	Harness In Driver's Kick From Driver Door
RIGHT REAR WINDOW UP	RED/BLACK	Harness In Driver's Kick From Driver Door
RIGHT REAR WINDOW DOWN	YELLOW/BLACK	Harness In Driver's Kick From Driver Door
INTERFACE	PART NUMBER	NOTES
Immobilizer Bypass Module	DEI 556UW	Required when installing a remote start system
Please verify all part numbers before ordering.		

Remote starter and security installations should be attempted by experienced security installers only. Information contained is accurate to the best of our knowledge and experience. Information contained is without any representation of warranty. It is the installer's responsibility to test and confirm all circuits with a digital multi-meter. Proper installation remains the responsibility of the installer. CarAlarmPros assumes no liability or responsibility resulting from an improper installation, even in reliance with the information contained in this guide.

AUDIO WIRING			
WIRE	COLOR	LOCATION	NOTES
RADIO CONSTANT	WHITE/RED	Radio Harness	
RADIO SWITCHED	BLUE or PINK/BLACK	Radio Harness	
RADIO GROUND	BLACK/BLUE	Radio Harness	
LEFT FRONT SPEAKER (+)	WHITE	Speaker	
LEFT FRONT SPEAKER (-)	WHITE/BROWN	Speaker	
RIGHT FRONT SPEAKER (+)	WHITE/VIOLET	Speaker	
RIGHT FRONT SPEAKER (-)	WHITE/ORANGE	Speaker	
LEFT REAR SPEAKER (+)	WHITE/GREEN	Speaker	
LEFT REAR SPEAKER (-)	BROWN/YELLOW	Speaker	
RIGHT REAR SPEAKER (+)	BROWN/WHITE	Speaker	
RIGHT REAR SPEAKER (-)	BROWN/BLUE	Speaker	

FRONT SPEAKERS SIZE	REAR SPEAKERS SIZE	AMP LOCATION	NOTES
6x8"	6x8"		

RADIO DASH KIT OPTIONS	RADIO WIRE HARNESS OPTIONS	ANTENNA ADAPTER OPTIONS
METRA 99-5812, SCOSCHE FD1424B	METRA 70-5520, SCOSCHE FD23B	METRA 40-CR10, SCOSCHE CRAB

Please verify all part numbers before ordering.