

### ALARM REMOTE START WIRING

WIRE	COLOR	LOCATION
12V CONSTANT WIRE	RED and RED/WHITE	Ignition Harness
STARTER WIRE	YELLOW	Ignition Harness
IGNITION WIRE	PINK	Ignition Harness
SECOND IGNITION WIRE	WHITE	Ignition Harness
ACCESSORY WIRE	ORANGE	Ignition Harness
SECOND ACCESSORY WIRE	BROWN	Ignition Harness
KEYSENSE WIRE (-)	LT.GREEN	Ignition Harness

### POWER DOOR LOCK

### POWER DOOR UNLOCK



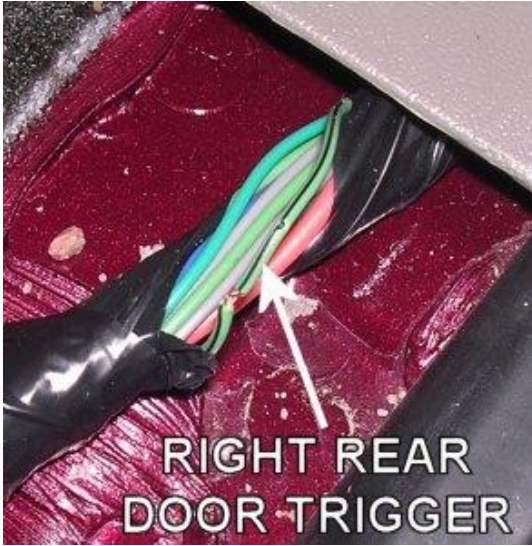
**Notes:** On these vehicles, door locks are controlled by a data bus system. This requires interfacing the door locks in several locations (each of the front doors, the rear hatch, and the fuse box under the rear seat) or using a databus interface module made specifically for this vehicle. Refer to TechDoc 3117

PARKING LIGHTS (-)	GRAY/BLACK	At Headlight Switch
DOME LIGHT WIRE (+)	GRAY/BLACK	Fuse Box Under Rear Seat
LEFT FRONT DOOR TRIGGER (-)	GRAY/BLACK	At Blue Plug At Window Switch In LF Door
RIGHT FRONT DOOR TRIGGER (-)	BLACK/WHITE	At Blue Plug At Window Switch In RF Door
LEFT REAR DOOR TRIGGER (-)	BLUE/BLACK	In Harness Under Door Sill At LR Door
RIGHT REAR DOOR TRIGGER (-)	GREEN/BLACK	In Harness Under Door Sill At RR Door
LIFTGATE GLASS TRIGGER (-)	PURPLE	At Liftgate Module Inside Liftgate
REAR HATCH TRIGGER (-)	PINK/BLACK	At Liftgate Module Inside Liftgate
FACTORY ALARM DISARM (-)	LT.GREEN	At Blue Plug At Window Switch In LF Door
TACHOMETER WIRE	WHITE	At PCM On Driver Side Of Engine Bay
BRAKE WIRE (+)	WHITE	At Brake Pedal Switch
HORN TRIGGER (-)	BLACK or BLACK/YELLOW	Large Black Connector Under Column
LEFT FRONT WINDOW UP	BLUE	At Switch Inside Driver Door
LEFT FRONT WINDOW DOWN	BROWN	At Switch Inside Driver Door
RIGHT FRONT WINDOW UP	LT.BLUE	At Switch Inside Passenger Door
RIGHT FRONT WINDOW DOWN	TAN	At Switch Inside Passenger Door
LEFT REAR WINDOW UP	BLUE	At Switch Inside Left Rear Door
LEFT REAR WINDOW DOWN	BROWN	At Switch Inside Left Rear Door
RIGHT REAR WINDOW UP	BLUE	At Switch Inside Right Rear Door
RIGHT REAR WINDOW DOWN	BROWN	At Switch Inside Right Rear Door

INTERFACE	PART NUMBER	NOTES
Passlock II Bypass Module	DEI 556LW or DEI 555LW	Required when installing a remote start system. Refer to TechDoc 3741.
Databus Module	DEI 457GW or 1700G	Recommended for interfacing with door locks

Please verify all part numbers before ordering.

### ADDITIONAL NOTES



AUDIO WIRING			
WIRE	COLOR	LOCATION	NOTES
RADIO 12V	ORANGE	Radio Harness	
RADIO SWITCHED			The radio harness does not supply a switched power source
RADIO GROUND	BLACK/WHITE	Radio Harness	
LEFT FRONT SPEAKER(+)	TAN	At Speaker	
LEFT FRONT SPEAKER (-)	GRAY	At Speaker	
RIGHT FRONT SPEAKER (+)	LT.GREEN	At Speaker	
RIGHT FRONT SPEAKER (-)	DK.GREEN	At Speaker	
LEFT REAR SPEAKER (+)	BROWN	At Speaker	
LEFT REAR SPEAKER (-)	YELLOW	At Speaker	
RIGHT REAR SPEAKER (+)	DK.BLUE	At Speaker	
RIGHT REAR SPEAKER (-)	LT.BLUE	At Speaker	
FRONT SPEAKERS SIZE	REAR SPEAKERS SIZE	AMP LOCATION	NOTES
4x6" dash, 6.5" doors	6.5"		
RADIO DASH KIT OPTIONS	RADIO WIRE HARNESS OPTIONS		ANTENNA ADAPTER OPTIONS
METRA 99-3301, SCOSCHE GM1583B	METRA GMOS-01, SCOSCHE DCGM09		METRA 40-GM10, SCOSCHE MDA-1B
Notes: Use METRA GMRC-01 for wiring harness if not equipped with OnStar			
Please verify all part numbers before ordering.			

### ALARM REMOTE START WIRING

WIRE	COLOR	LOCATION
12V CONSTANT WIRE	RED and RED/WHITE	Ignition Harness
STARTER WIRE	YELLOW	Ignition Harness
IGNITION WIRE	PINK	Ignition Harness
SECOND IGNITION WIRE	WHITE	Ignition Harness
ACCESSORY WIRE	ORANGE	Ignition Harness
SECOND ACCESSORY WIRE	BROWN	Ignition Harness
KEYSENSE WIRE (-)	LT.GREEN	Ignition Harness

### POWER DOOR LOCK

### POWER DOOR UNLOCK



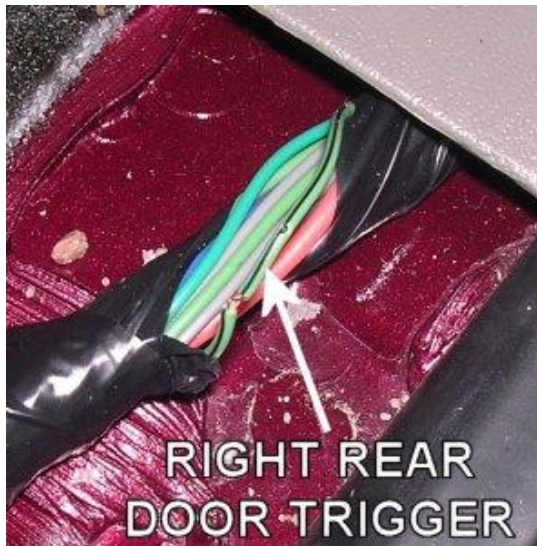
**Notes:** On these vehicles, door locks are controlled by a data bus system. This requires interfacing the door locks in several locations (each of the front doors, the rear hatch, and the fuse box under the rear seat) or using a databus interface module made specifically for this vehicle. Refer to TechDoc 3117

PARKING LIGHTS (-)	GRAY/BLACK	At Headlight Switch
DOME LIGHT WIRE (+)	GRAY/BLACK	Fuse Box Under Rear Seat
LEFT FRONT DOOR TRIGGER (-)	GRAY/BLACK	At Blue Plug At Window Switch In LF Door
RIGHT FRONT DOOR TRIGGER (-)	BLACK/WHITE	At Blue Plug At Window Switch In RF Door
LEFT REAR DOOR TRIGGER (-)	BLUE/BLACK	In Harness Under Door Sill At LR Door
RIGHT REAR DOOR TRIGGER (-)	GREEN/BLACK	In Harness Under Door Sill At RR Door
LIFTGATE GLASS TRIGGER (-)	PURPLE	At Liftgate Module Inside Liftgate
REAR HATCH TRIGGER (-)	PINK/BLACK	At Liftgate Module Inside Liftgate
FACTORY ALARM DISARM (-)	LT.GREEN	At Blue Plug At Window Switch In LF Door
TACHOMETER WIRE	WHITE	At PCM On Driver Side Of Engine Bay
BRAKE WIRE (+)	WHITE	At Brake Pedal Switch
HORN TRIGGER (-)	BLACK or BLACK/YELLOW	Large Black Connector Under Column
LEFT FRONT WINDOW UP	BLUE	At Switch Inside Driver Door
LEFT FRONT WINDOW DOWN	BROWN	At Switch Inside Driver Door
RIGHT FRONT WINDOW UP	LT.BLUE	At Switch Inside Passenger Door
RIGHT FRONT WINDOW DOWN	TAN	At Switch Inside Passenger Door
LEFT REAR WINDOW UP	BLUE	At Switch Inside Left Rear Door
LEFT REAR WINDOW DOWN	BROWN	At Switch Inside Left Rear Door
RIGHT REAR WINDOW UP	BLUE	At Switch Inside Right Rear Door
RIGHT REAR WINDOW DOWN	BROWN	At Switch Inside Right Rear Door

INTERFACE	PART NUMBER	NOTES
Passlock II Bypass Module	DEI 556LW or DEI 555LW	Required when installing a remote start system. Refer to TechDoc 3741.
Databus Module	DEI 457GW or 1700G	Recommended for interfacing with door locks

Please verify all part numbers before ordering.

### ADDITIONAL NOTES



AUDIO WIRING			
WIRE	COLOR	LOCATION	NOTES
RADIO 12V	ORANGE	Radio Harness	
RADIO SWITCHED			The radio harness does not supply a switched power source
RADIO GROUND	BLACK/WHITE	Radio Harness	
LEFT FRONT SPEAKER(+)	TAN	At Speaker	
LEFT FRONT SPEAKER (-)	GRAY	At Speaker	
RIGHT FRONT SPEAKER (+)	LT.GREEN	At Speaker	
RIGHT FRONT SPEAKER (-)	DK.GREEN	At Speaker	
LEFT REAR SPEAKER (+)	BROWN	At Speaker	
LEFT REAR SPEAKER (-)	YELLOW	At Speaker	
RIGHT REAR SPEAKER (+)	DK.BLUE	At Speaker	
RIGHT REAR SPEAKER (-)	LT.BLUE	At Speaker	
FRONT SPEAKERS SIZE	REAR SPEAKERS SIZE	AMP LOCATION	NOTES
4x6" dash, 6.5" doors	6.5"		
RADIO DASH KIT OPTIONS	RADIO WIRE HARNESS OPTIONS		ANTENNA ADAPTER OPTIONS
METRA 99-3301, SCOSCHE GM1583B	METRA GMOS-01, SCOSCHE DCGM09		METRA 40-GM10, SCOSCHE MDA-1B
Notes: Use METRA GMRC-01 for wiring harness if not equipped with OnStar			
Please verify all part numbers before ordering.			

### ALARM REMOTE START WIRING

WIRE	COLOR	LOCATION
12V CONSTANT WIRE	RED and RED/WHITE	Ignition Harness
STARTER WIRE	YELLOW	Ignition Harness
IGNITION WIRE	PINK	Ignition Harness
SECOND IGNITION WIRE	WHITE	Ignition Harness
ACCESSORY WIRE	ORANGE	Ignition Harness
SECOND ACCESSORY WIRE	BROWN	Ignition Harness
KEYSENSE WIRE (-)	LT.GREEN	Ignition Harness

### POWER DOOR LOCK

### POWER DOOR UNLOCK



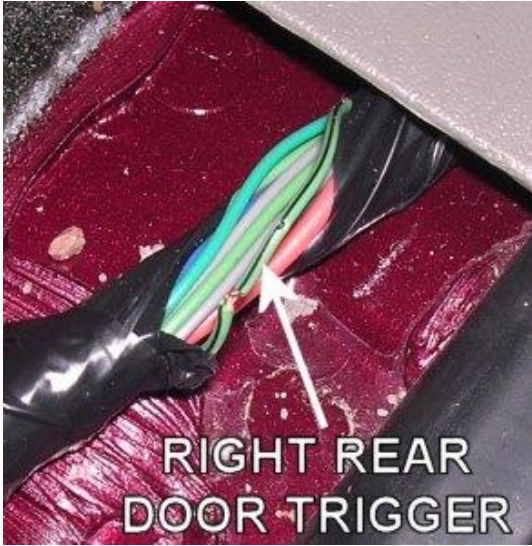
**Notes:** On these vehicles, door locks are controlled by a data bus system. This requires interfacing the door locks in several locations (each of the front doors, the rear hatch, and the fuse box under the rear seat) or using a databus interface module made specifically for this vehicle. Refer to TechDoc 3117

PARKING LIGHTS (-)	GRAY/BLACK	At Headlight Switch
DOME LIGHT WIRE (+)	GRAY/BLACK	Fuse Box Under Rear Seat
LEFT FRONT DOOR TRIGGER (-)	GRAY/BLACK	At Blue Plug At Window Switch In LF Door
RIGHT FRONT DOOR TRIGGER (-)	BLACK/WHITE	At Blue Plug At Window Switch In RF Door
LEFT REAR DOOR TRIGGER (-)	BLUE/BLACK	In Harness Under Door Sill At LR Door
RIGHT REAR DOOR TRIGGER (-)	GREEN/BLACK	In Harness Under Door Sill At RR Door
LIFTGATE GLASS TRIGGER (-)	PURPLE	At Liftgate Module Inside Liftgate
REAR HATCH TRIGGER (-)	PINK/BLACK	At Liftgate Module Inside Liftgate
FACTORY ALARM DISARM (-)	LT.GREEN	At Blue Plug At Window Switch In LF Door
TACHOMETER WIRE	WHITE	At PCM On Driver Side Of Engine Bay
BRAKE WIRE (+)	WHITE	At Brake Pedal Switch
HORN TRIGGER (-)	BLACK or BLACK/YELLOW	Large Black Connector Under Column
LEFT FRONT WINDOW UP	BLUE	At Switch Inside Driver Door
LEFT FRONT WINDOW DOWN	BROWN	At Switch Inside Driver Door
RIGHT FRONT WINDOW UP	LT.BLUE	At Switch Inside Passenger Door
RIGHT FRONT WINDOW DOWN	TAN	At Switch Inside Passenger Door
LEFT REAR WINDOW UP	BLUE	At Switch Inside Left Rear Door
LEFT REAR WINDOW DOWN	BROWN	At Switch Inside Left Rear Door
RIGHT REAR WINDOW UP	BLUE	At Switch Inside Right Rear Door
RIGHT REAR WINDOW DOWN	BROWN	At Switch Inside Right Rear Door

INTERFACE	PART NUMBER	NOTES
Passlock II Bypass Module	DEI 556LW or DEI 555LW	Required when installing a remote start system. Refer to TechDoc 3741.
Databus Module	DEI 457GW or 1700G	Recommended for interfacing with door locks

Please verify all part numbers before ordering.

### ADDITIONAL NOTES



AUDIO WIRING			
WIRE	COLOR	LOCATION	NOTES
RADIO 12V	ORANGE	Radio Harness	
RADIO SWITCHED			The radio harness does not supply a switched power source
RADIO GROUND	BLACK/WHITE	Radio Harness	
LEFT FRONT SPEAKER(+)	TAN	At Speaker	
LEFT FRONT SPEAKER (-)	GRAY	At Speaker	
RIGHT FRONT SPEAKER (+)	LT.GREEN	At Speaker	
RIGHT FRONT SPEAKER (-)	DK.GREEN	At Speaker	
LEFT REAR SPEAKER (+)	BROWN	At Speaker	
LEFT REAR SPEAKER (-)	YELLOW	At Speaker	
RIGHT REAR SPEAKER (+)	DK.BLUE	At Speaker	
RIGHT REAR SPEAKER (-)	LT.BLUE	At Speaker	
FRONT SPEAKERS SIZE	REAR SPEAKERS SIZE	AMP LOCATION	NOTES
4x6" dash, 6.5" doors	6.5"		
RADIO DASH KIT OPTIONS	RADIO WIRE HARNESS OPTIONS		ANTENNA ADAPTER OPTIONS
METRA 99-3301, SCOSCHE GM1583B	METRA GMOS-01, SCOSCHE DCGM09		METRA 40-GM10, SCOSCHE MDA-1B
Notes: Use METRA GMRC-01 for wiring harness if not equipped with OnStar			
Please verify all part numbers before ordering.			

### ALARM REMOTE START WIRING

WIRE	COLOR	LOCATION
12V CONSTANT WIRE	RED and RED/WHITE	Ignition Harness
STARTER WIRE	YELLOW	Ignition Harness
IGNITION WIRE	PINK	Ignition Harness
SECOND IGNITION WIRE	WHITE	Ignition Harness
ACCESSORY WIRE	ORANGE	Ignition Harness
SECOND ACCESSORY WIRE	BROWN	Ignition Harness
KEYSENSE WIRE (-)	LT.GREEN	Ignition Harness

### POWER DOOR LOCK

### POWER DOOR UNLOCK



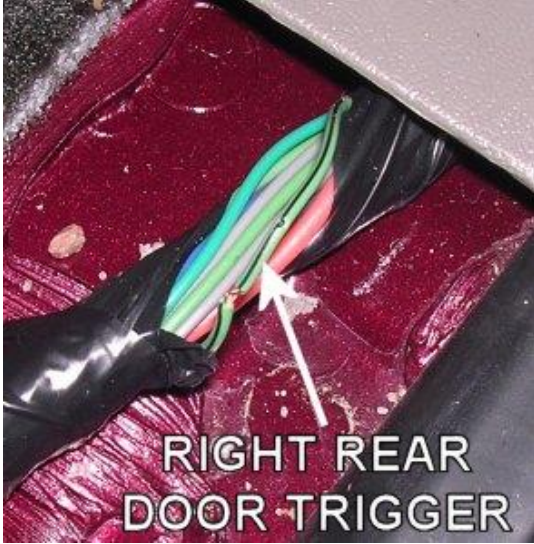
**Notes:** On these vehicles, door locks are controlled by a data bus system. This requires interfacing the door locks in several locations (each of the front doors, the rear hatch, and the fuse box under the rear seat) or using a databus interface module made specifically for this vehicle. Refer to TechDoc 3117

PARKING LIGHTS (-)	GRAY/BLACK	At Headlight Switch
DOME LIGHT WIRE (+)	GRAY/BLACK	Fuse Box Under Rear Seat
LEFT FRONT DOOR TRIGGER (-)	GRAY/BLACK	At Blue Plug At Window Switch In LF Door
RIGHT FRONT DOOR TRIGGER (-)	BLACK/WHITE	At Blue Plug At Window Switch In RF Door
LEFT REAR DOOR TRIGGER (-)	BLUE/BLACK	In Harness Under Door Sill At LR Door
RIGHT REAR DOOR TRIGGER (-)	GREEN/BLACK	In Harness Under Door Sill At RR Door
LIFTGATE GLASS TRIGGER (-)	PURPLE	At Liftgate Module Inside Liftgate
REAR HATCH TRIGGER (-)	PINK/BLACK	At Liftgate Module Inside Liftgate
FACTORY ALARM DISARM (-)	LT.GREEN	At Blue Plug At Window Switch In LF Door
TACHOMETER WIRE	WHITE	At PCM On Driver Side Of Engine Bay
BRAKE WIRE (+)	WHITE	At Brake Pedal Switch
HORN TRIGGER (-)	BLACK or BLACK/YELLOW	Large Black Connector Under Column
LEFT FRONT WINDOW UP	BLUE	At Switch Inside Driver Door
LEFT FRONT WINDOW DOWN	BROWN	At Switch Inside Driver Door
RIGHT FRONT WINDOW UP	LT.BLUE	At Switch Inside Passenger Door
RIGHT FRONT WINDOW DOWN	TAN	At Switch Inside Passenger Door
LEFT REAR WINDOW UP	BLUE	At Switch Inside Left Rear Door
LEFT REAR WINDOW DOWN	BROWN	At Switch Inside Left Rear Door
RIGHT REAR WINDOW UP	BLUE	At Switch Inside Right Rear Door
RIGHT REAR WINDOW DOWN	BROWN	At Switch Inside Right Rear Door

INTERFACE	PART NUMBER	NOTES
Passlock II Bypass Module	DEI 556LW or DEI 555LW	Required when installing a remote start system. Refer to TechDoc 3741.
Databus Module	DEI 457GW or 1700G	Recommended for interfacing with door locks

Please verify all part numbers before ordering.

### ADDITIONAL NOTES



AUDIO WIRING			
WIRE	COLOR	LOCATION	NOTES
RADIO 12V	ORANGE	Radio Harness	
RADIO SWITCHED			The radio harness does not supply a switched power source
RADIO GROUND	BLACK/WHITE	Radio Harness	
LEFT FRONT SPEAKER(+)	TAN	At Speaker	
LEFT FRONT SPEAKER (-)	GRAY	At Speaker	
RIGHT FRONT SPEAKER (+)	LT.GREEN	At Speaker	
RIGHT FRONT SPEAKER (-)	DK.GREEN	At Speaker	
LEFT REAR SPEAKER (+)	BROWN	At Speaker	
LEFT REAR SPEAKER (-)	YELLOW	At Speaker	
RIGHT REAR SPEAKER (+)	DK.BLUE	At Speaker	
RIGHT REAR SPEAKER (-)	LT.BLUE	At Speaker	
FRONT SPEAKERS SIZE	REAR SPEAKERS SIZE	AMP LOCATION	NOTES
4x6" dash, 6.5" doors	6.5"		
RADIO DASH KIT OPTIONS	RADIO WIRE HARNESS OPTIONS		ANTENNA ADAPTER OPTIONS
METRA 99-3301, SCOSCHE GM1583B	METRA GMOS-01, SCOSCHE DCGM09		METRA 40-GM10, SCOSCHE MDA-1B
Notes: Use METRA GMRC-01 for wiring harness if not equipped with OnStar			
Please verify all part numbers before ordering.			

### ALARM REMOTE START WIRING

WIRE	COLOR	LOCATION
12V CONSTANT WIRE	RED and RED/WHITE	Ignition Harness
STARTER WIRE	YELLOW	Ignition Harness
IGNITION WIRE	PINK	Ignition Harness
SECOND IGNITION WIRE	WHITE	Ignition Harness
ACCESSORY WIRE	ORANGE	Ignition Harness
SECOND ACCESSORY WIRE	BROWN	Ignition Harness
KEYSENSE WIRE (-)	LT.GREEN	Ignition Harness

### POWER DOOR LOCK

### POWER DOOR UNLOCK



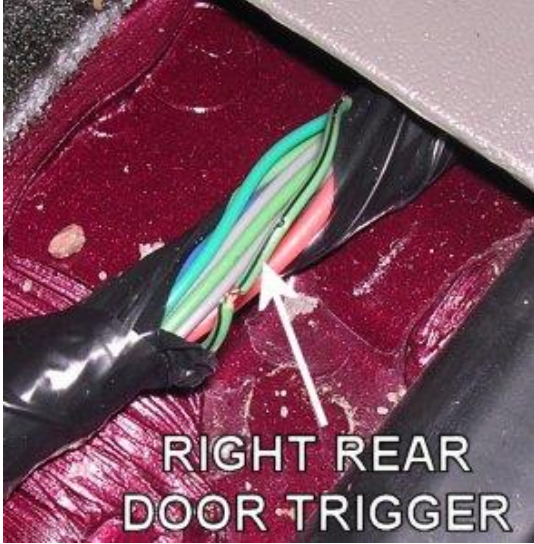
**Notes:** On these vehicles, door locks are controlled by a data bus system. This requires interfacing the door locks in several locations (each of the front doors, the rear hatch, and the fuse box under the rear seat) or using a databus interface module made specifically for this vehicle. Refer to TechDoc 3117

PARKING LIGHTS (-)	GRAY/BLACK	At Headlight Switch
DOME LIGHT WIRE (+)	GRAY/BLACK	Fuse Box Under Rear Seat
LEFT FRONT DOOR TRIGGER (-)	GRAY/BLACK	At Blue Plug At Window Switch In LF Door
RIGHT FRONT DOOR TRIGGER (-)	BLACK/WHITE	At Blue Plug At Window Switch In RF Door
LEFT REAR DOOR TRIGGER (-)	BLUE/BLACK	In Harness Under Door Sill At LR Door
RIGHT REAR DOOR TRIGGER (-)	GREEN/BLACK	In Harness Under Door Sill At RR Door
LIFTGATE GLASS TRIGGER (-)	PURPLE	At Liftgate Module Inside Liftgate
REAR HATCH TRIGGER (-)	PINK/BLACK	At Liftgate Module Inside Liftgate
FACTORY ALARM DISARM (-)	LT.GREEN	At Blue Plug At Window Switch In LF Door
TACHOMETER WIRE	WHITE	At PCM On Driver Side Of Engine Bay
BRAKE WIRE (+)	WHITE	At Brake Pedal Switch
HORN TRIGGER (-)	BLACK or BLACK/YELLOW	Large Black Connector Under Column
LEFT FRONT WINDOW UP	BLUE	At Switch Inside Driver Door
LEFT FRONT WINDOW DOWN	BROWN	At Switch Inside Driver Door
RIGHT FRONT WINDOW UP	LT.BLUE	At Switch Inside Passenger Door
RIGHT FRONT WINDOW DOWN	TAN	At Switch Inside Passenger Door
LEFT REAR WINDOW UP	BLUE	At Switch Inside Left Rear Door
LEFT REAR WINDOW DOWN	BROWN	At Switch Inside Left Rear Door
RIGHT REAR WINDOW UP	BLUE	At Switch Inside Right Rear Door
RIGHT REAR WINDOW DOWN	BROWN	At Switch Inside Right Rear Door

INTERFACE	PART NUMBER	NOTES
Passlock II Bypass Module	DEI 556LW or DEI 555LW	Required when installing a remote start system. Refer to TechDoc 3741.
Databus Module	DEI 457GW or 1700G	Recommended for interfacing with door locks

Please verify all part numbers before ordering.

### ADDITIONAL NOTES



AUDIO WIRING			
WIRE	COLOR	LOCATION	NOTES
RADIO 12V	ORANGE	Radio Harness	
RADIO SWITCHED			The radio harness does not provide a switched power source
RADIO GROUND	BLACK/WHITE	Radio Harness	
LEFT FRONT SPEAKER(+)	TAN	At Speaker	
LEFT FRONT SPEAKER (-)	GRAY	At Speaker	
RIGHT FRONT SPEAKER (+)	LT.GREEN	At Speaker	
RIGHT FRONT SPEAKER (-)	DK.GREEN	At Speaker	
LEFT REAR SPEAKER (+)	BROWN	At Speaker	
LEFT REAR SPEAKER (-)	YELLOW	At Speaker	
RIGHT REAR SPEAKER (+)	DK.BLUE	At Speaker	
RIGHT REAR SPEAKER (-)	LT.BLUE	At Speaker	
FRONT SPEAKERS SIZE	REAR SPEAKERS SIZE	AMP LOCATION	NOTES
4x6" dash, 6.5" doors	6.5"		
RADIO DASH KIT OPTIONS	RADIO WIRE HARNESS OPTIONS		ANTENNA ADAPTER OPTIONS
METRA 99-3301, SCOSCHE GM1583B	METRA GMOS-01, SCOSCHE DCGM09		METRA 40-GM10, SCOSCHE MDA-1B
Notes: Use METRA GMRC-01 for wiring harness if not equipped with OnStar			
Please verify all part numbers before ordering.			

### ALARM REMOTE START WIRING

WIRE	COLOR	LOCATION
12V CONSTANT WIRE	RED and RED/WHITE	Ignition Harness
STARTER WIRE	YELLOW	Ignition Harness
IGNITION WIRE	PINK	Ignition Harness
SECOND IGNITION WIRE	WHITE	Ignition Harness
ACCESSORY WIRE	ORANGE	Ignition Harness
SECOND ACCESSORY WIRE	BROWN	Ignition Harness
KEYSENSE WIRE (-)	LT.GREEN	Ignition Harness

### POWER DOOR LOCK

### POWER DOOR UNLOCK



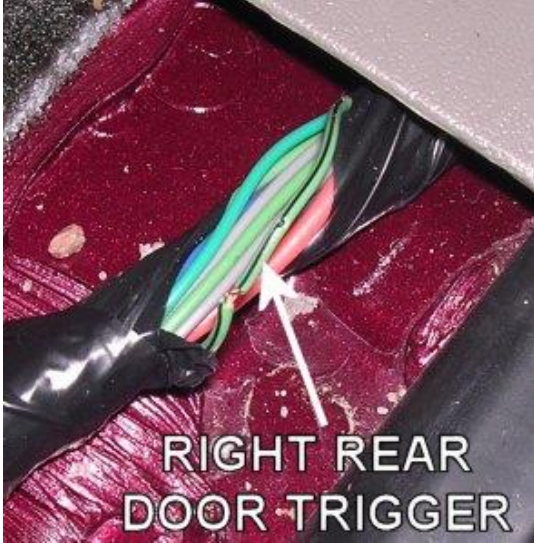
**Notes:** On these vehicles, door locks are controlled by a data bus system. This requires interfacing the door locks in several locations (each of the front doors, the rear hatch, and the fuse box under the rear seat) or using a databus interface module made specifically for this vehicle. Refer to TechDoc 3117

PARKING LIGHTS (-)	GRAY/BLACK	At Headlight Switch
DOME LIGHT WIRE (+)	GRAY/BLACK	Fuse Box Under Rear Seat
LEFT FRONT DOOR TRIGGER (-)	GRAY/BLACK	At Blue Plug At Window Switch In LF Door
RIGHT FRONT DOOR TRIGGER (-)	BLACK/WHITE	At Blue Plug At Window Switch In RF Door
LEFT REAR DOOR TRIGGER (-)	BLUE/BLACK	In Harness Under Door Sill At LR Door
RIGHT REAR DOOR TRIGGER (-)	GREEN/BLACK	In Harness Under Door Sill At RR Door
LIFTGATE GLASS TRIGGER (-)	PURPLE	At Liftgate Module Inside Liftgate
REAR HATCH TRIGGER (-)	PINK/BLACK	At Liftgate Module Inside Liftgate
FACTORY ALARM DISARM (-)	LT.GREEN	At Blue Plug At Window Switch In LF Door
TACHOMETER WIRE	WHITE	At PCM On Driver Side Of Engine Bay
BRAKE WIRE (+)	WHITE	At Brake Pedal Switch
HORN TRIGGER (-)	BLACK or BLACK/YELLOW	Large Black Connector Under Column
LEFT FRONT WINDOW UP	BLUE	At Switch Inside Driver Door
LEFT FRONT WINDOW DOWN	BROWN	At Switch Inside Driver Door
RIGHT FRONT WINDOW UP	LT.BLUE	At Switch Inside Passenger Door
RIGHT FRONT WINDOW DOWN	TAN	At Switch Inside Passenger Door
LEFT REAR WINDOW UP	BLUE	At Switch Inside Left Rear Door
LEFT REAR WINDOW DOWN	BROWN	At Switch Inside Left Rear Door
RIGHT REAR WINDOW UP	BLUE	At Switch Inside Right Rear Door
RIGHT REAR WINDOW DOWN	BROWN	At Switch Inside Right Rear Door

INTERFACE	PART NUMBER	NOTES
Passlock II Bypass Module	DEI 556LW or DEI 555LW	Required when installing a remote start system. Refer to TechDoc 3741.
Databus Module	DEI 457GW or 1700G	Recommended for interfacing with door locks

Please verify all part numbers before ordering.

### ADDITIONAL NOTES



AUDIO WIRING			
WIRE	COLOR	LOCATION	NOTES
RADIO 12V	ORANGE	Radio Harness	
RADIO SWITCHED			The radio harness does not provide a switched power source
RADIO GROUND	BLACK/WHITE	Radio Harness	
LEFT FRONT SPEAKER(+)	TAN	At Speaker	
LEFT FRONT SPEAKER (-)	GRAY	At Speaker	
RIGHT FRONT SPEAKER (+)	LT.GREEN	At Speaker	
RIGHT FRONT SPEAKER (-)	DK.GREEN	At Speaker	
LEFT REAR SPEAKER (+)	BROWN	At Speaker	
LEFT REAR SPEAKER (-)	YELLOW	At Speaker	
RIGHT REAR SPEAKER (+)	DK.BLUE	At Speaker	
RIGHT REAR SPEAKER (-)	LT.BLUE	At Speaker	
FRONT SPEAKERS SIZE	REAR SPEAKERS SIZE	AMP LOCATION	NOTES
4x6" dash, 6.5" doors	6.5"		
RADIO DASH KIT OPTIONS	RADIO WIRE HARNESS OPTIONS		ANTENNA ADAPTER OPTIONS
METRA 99-3301, SCOSCHE GM1583B	METRA GMOS-01, SCOSCHE DCGM09		METRA 40-GM10, SCOSCHE MDA-1B
Notes: Use METRA GMRC-01 for wiring harness if not equipped with OnStar			
Please verify all part numbers before ordering.			

### ALARM REMOTE START WIRING

WIRE	COLOR	LOCATION
12V CONSTANT WIRE	RED and RED/WHITE	Ignition Harness
STARTER WIRE	YELLOW	Ignition Harness
IGNITION WIRE	PINK	Ignition Harness
SECOND IGNITION WIRE	WHITE	Ignition Harness
ACCESSORY WIRE	ORANGE	Ignition Harness
SECOND ACCESSORY WIRE	BROWN	Ignition Harness
KEYSENSE WIRE (-)	LT.GREEN	Ignition Harness

### POWER DOOR LOCK

### POWER DOOR UNLOCK



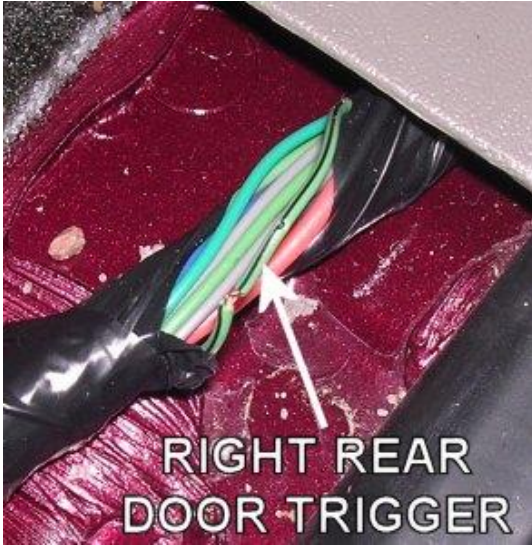
**Notes:** On these vehicles, door locks are controlled by a data bus system. This requires interfacing the door locks in several locations (each of the front doors, the rear hatch, and the fuse box under the rear seat) or using a databus interface module made specifically for this vehicle. Refer to TechDoc 3117

PARKING LIGHTS (-)	GRAY/BLACK	At Headlight Switch
DOMELIGHT WIRE (+)	GRAY/BLACK	Fuse Box Under Rear Seat
LEFT FRONT DOOR TRIGGER (-)	GRAY/BLACK	At Blue Plug At Window Switch In LF Door
RIGHT FRONT DOOR TRIGGER (-)	BLACK/WHITE	At Blue Plug At Window Switch In RF Door
LEFT REAR DOOR TRIGGER (-)	BLUE/BLACK	In Harness Under Door Sill At LR Door
RIGHT REAR DOOR TRIGGER (-)	GREEN/BLACK	In Harness Under Door Sill At RR Door
LIFTGATE GLASS TRIGGER (-)	PURPLE	At Liftgate Module Inside Liftgate
REAR HATCH TRIGGER (-)	PINK/BLACK	At Liftgate Module Inside Liftgate
FACTORY ALARM DISARM (-)	LT.GREEN	At Blue Plug At Window Switch In LF Door
TACHOMETER WIRE	WHITE	At PCM On Driver Side Of Engine Bay
BRAKE WIRE (+)	WHITE	At Brake Pedal Switch
HORN TRIGGER (-)	BLACK or BLACK/YELLOW	Large Black Connector Under Column
LEFT FRONT WINDOW UP	BLUE	At Switch Inside Driver Door
LEFT FRONT WINDOW DOWN	BROWN	At Switch Inside Driver Door
RIGHT FRONT WINDOW UP	LT.BLUE	At Switch Inside Passenger Door
RIGHT FRONT WINDOW DOWN	TAN	At Switch Inside Passenger Door
LEFT REAR WINDOW UP	BLUE	At Switch Inside Left Rear Door
LEFT REAR WINDOW DOWN	BROWN	At Switch Inside Left Rear Door
RIGHT REAR WINDOW UP	BLUE	At Switch Inside Right Rear Door
RIGHT REAR WINDOW DOWN	BROWN	At Switch Inside Right Rear Door

INTERFACE	PART NUMBER	NOTES
Passlock II Bypass Module	DEI 556LW or DEI 555LW	Required when installing a remote start system. Refer to TechDoc 3741.
Databus Module	DEI 457GW or 1700G	Recommended for interfacing with door locks

Please verify all part numbers before ordering.

### ADDITIONAL NOTES



AUDIO WIRING			
WIRE	COLOR	LOCATION	NOTES
RADIO 12V	ORANGE	Radio Harness	
RADIO SWITCHED			The radio harness does not provide a switched power source
RADIO GROUND	BLACK/WHITE	Radio Harness	
LEFT FRONT SPEAKER(+)	TAN	At Speaker	
LEFT FRONT SPEAKER (-)	GRAY	At Speaker	
RIGHT FRONT SPEAKER (+)	LT.GREEN	At Speaker	
RIGHT FRONT SPEAKER (-)	DK.GREEN	At Speaker	
LEFT REAR SPEAKER (+)	BROWN	At Speaker	
LEFT REAR SPEAKER (-)	YELLOW	At Speaker	
RIGHT REAR SPEAKER (+)	DK.BLUE	At Speaker	
RIGHT REAR SPEAKER (-)	LT.BLUE	At Speaker	
FRONT SPEAKERS SIZE	REAR SPEAKERS SIZE	AMP LOCATION	NOTES
4x6" dash, 6.5" doors	6.5"		
RADIO DASH KIT OPTIONS	RADIO WIRE HARNESS OPTIONS		ANTENNA ADAPTER OPTIONS
METRA 99-3301, SCOSCHE GM1583B	METRA GMOS-01, SCOSCHE DCGM09		METRA 40-GM10, SCOSCHE MDA-1B
Notes: Use METRA GMRC-01 for wiring harness if not equipped with OnStar			
Please verify all part numbers before ordering.			

### ALARM REMOTE START WIRING

WIRE	COLOR	LOCATION
12V CONSTANT WIRE	RED and RED/WHITE	Ignition Harness
STARTER WIRE	YELLOW	Ignition Harness
IGNITION WIRE	PINK	Ignition Harness
SECOND IGNITION WIRE	WHITE	Ignition Harness
ACCESSORY WIRE	ORANGE	Ignition Harness
SECOND ACCESSORY WIRE	BROWN	Ignition Harness
KEYSENSE WIRE (-)	LT.GREEN	Ignition Harness

### POWER DOOR LOCK

### POWER DOOR UNLOCK



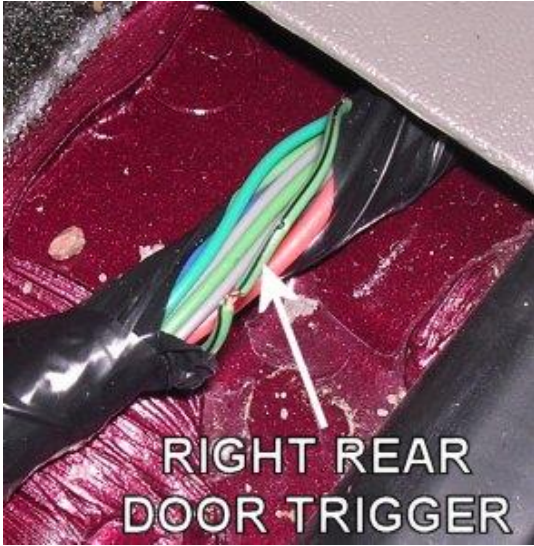
**Notes:** On these vehicles, door locks are controlled by a data bus system. This requires interfacing the door locks in several locations (each of the front doors, the rear hatch, and the fuse box under the rear seat) or using a databus interface module made specifically for this vehicle. Refer to TechDoc 3117

PARKING LIGHTS (-)	GRAY/BLACK	At Headlight Switch
DOME LIGHT WIRE (+)	GRAY/BLACK	Fuse Box Under Rear Seat
LEFT FRONT DOOR TRIGGER (-)	GRAY/BLACK	At Blue Plug At Window Switch In LF Door
RIGHT FRONT DOOR TRIGGER (-)	BLACK/WHITE	At Blue Plug At Window Switch In RF Door
LEFT REAR DOOR TRIGGER (-)	BLUE/BLACK	In Harness Under Door Sill At LR Door
RIGHT REAR DOOR TRIGGER (-)	GREEN/BLACK	In Harness Under Door Sill At RR Door
LIFTGATE GLASS TRIGGER (-)	PURPLE	At Liftgate Module Inside Liftgate
REAR HATCH TRIGGER (-)	PINK/BLACK	At Liftgate Module Inside Liftgate
FACTORY ALARM DISARM (-)	LT.GREEN	At Blue Plug At Window Switch In LF Door
TACHOMETER WIRE	WHITE	At PCM On Driver Side Of Engine Bay
BRAKE WIRE (+)	WHITE	At Brake Pedal Switch
HORN TRIGGER (-)	BLACK or BLACK/YELLOW	Large Black Connector Under Column
LEFT FRONT WINDOW UP	BLUE	At Switch Inside Driver Door
LEFT FRONT WINDOW DOWN	BROWN	At Switch Inside Driver Door
RIGHT FRONT WINDOW UP	LT.BLUE	At Switch Inside Passenger Door
RIGHT FRONT WINDOW DOWN	TAN	At Switch Inside Passenger Door
LEFT REAR WINDOW UP	BLUE	At Switch Inside Left Rear Door
LEFT REAR WINDOW DOWN	BROWN	At Switch Inside Left Rear Door
RIGHT REAR WINDOW UP	BLUE	At Switch Inside Right Rear Door
RIGHT REAR WINDOW DOWN	BROWN	At Switch Inside Right Rear Door

INTERFACE	PART NUMBER	NOTES
Passlock II Bypass Module	DEI 556LW or DEI 555LW	Required when installing a remote start system. Refer to TechDoc 3741.
Databus Module	DEI 457GW or 1700G	Recommended for interfacing with door locks

Please verify all part numbers before ordering.

### ADDITIONAL NOTES



AUDIO WIRING			
WIRE	COLOR	LOCATION	NOTES
RADIO 12V	ORANGE	Radio Harness	
RADIO SWITCHED			The radio harness does not provide a switched power source
RADIO GROUND	BLACK/WHITE	Radio Harness	
LEFT FRONT SPEAKER(+)	TAN	At Speaker	
LEFT FRONT SPEAKER (-)	GRAY	At Speaker	
RIGHT FRONT SPEAKER (+)	LT.GREEN	At Speaker	
RIGHT FRONT SPEAKER (-)	DK.GREEN	At Speaker	
LEFT REAR SPEAKER (+)	BROWN	At Speaker	
LEFT REAR SPEAKER (-)	YELLOW	At Speaker	
RIGHT REAR SPEAKER (+)	DK.BLUE	At Speaker	
RIGHT REAR SPEAKER (-)	LT.BLUE	At Speaker	
FRONT SPEAKERS SIZE	REAR SPEAKERS SIZE	AMP LOCATION	NOTES
4x6" dash, 6.5" doors	6.5"		
RADIO DASH KIT OPTIONS	RADIO WIRE HARNESS OPTIONS		ANTENNA ADAPTER OPTIONS
METRA 99-3301, SCOSCHE GM1583B	METRA GMOS-01, SCOSCHE DCGM09		METRA 40-GM10, SCOSCHE MDA-1B
Notes: Use METRA GMRC-01 for wiring harness if not equipped with OnStar			
Please verify all part numbers before ordering.			