

TRIPLE S *Customs*

GMC YUKON 1992-2005 VEHICLE WIRING

WIRING INFORMATION: 1992 GMC Yukon

WIRE	WIRE COLOR	WIRE LOCATION
12V CONSTANT WIRE	RED	Ignition Harness
STARTER WIRE	YELLOW	Ignition Harness
IGNITION WIRE	PINK	Ignition Harness
ACCESSORY WIRE	ORANGE	Ignition Harness
POWER DOOR LOCK (+)	LT. BLUE	Harness Coming Into Vehicle From Driver's Door
POWER DOOR UNLOCK (+)	BLACK/RED	Harness Coming Into Vehicle From Driver's Door
PARKING LIGHTS (+)	BROWN	At Headlight Switch
DOOR TRIGGER WIRE (-)	WHITE	At Headlight Switch
REAR DOOR TRIGGER	Tied in with doors	
REAR HATCH RELEASE WIRE (+)	BLACK	Release switch
TACHOMETER WIRE	PURPLE/WHITE or WHITE (diesel vehicles)	Module Behind Glove Box Or Behind Instrument Cluster
BRAKE WIRE (+)	WHITE	Plug At Brake Pedal Switch Or Harness In Driver's Kick Panel
HORN TRIGGER (-)	BLACK	Harness At Column Coming From Steering Wheel
DIESEL WAIT TO START (+)	DK.BLUE	Behind Instrument cluster
LEFT FRONT WINDOW UP	DARK BLUE	At Motor Inside Driver's Door
LEFT FRONT WINDOW DOWN	BROWN	At Motor Inside Driver's Door
RIGHT FRONT WINDOW UP	LIGHT BLUE	Harness In Driver's Kick Panel From Driver Door
RIGHT FRONT WINDOW DOWN	TAN	Harness In Driver's Kick Panel From Driver Door
LEFT REAR WINDOW UP	DARK GREEN	Harness In Driver's Kick Panel From Driver Door
LEFT REAR WINDOW DOWN	PURPLE	Harness In Driver's Kick Panel From Driver Door
RIGHT REAR WINDOW UP	LIGHT GREEN	Harness In Driver's Kick Panel From Driver Door
RIGHT REAR WINDOW DOWN	PURPLE	Harness In Driver's Kick Panel From Driver Door

WIRING INFORMATION: 1993 GMC Yukon




WIRE	WIRE COLOR	WIRE LOCATION
12V CONSTANT WIRE	RED	Ignition Harness
STARTER WIRE	YELLOW	Ignition Harness
IGNITION WIRE	PINK	Ignition Harness
ACCESSORY WIRE	ORANGE	Ignition Harness
POWER DOOR LOCK (+)	LT. BLUE	Harness Coming Into Vehicle From Driver's Door
POWER DOOR UNLOCK (+)	BLACK/RED	Harness Coming Into Vehicle From Driver's Door
PARKING LIGHTS (+)	BROWN	At Headlight Switch
DOOR TRIGGER WIRE (-)	WHITE	At Headlight Switch
REAR DOOR TRIGGER	Tied in with doors	
REAR HATCH RELEASE WIRE (+)	BLACK	Release switch
TACHOMETER WIRE	PURPLE/WHITE or WHITE (diesel vehicles)	Module Behind Glove Box Or Behind Instrument Cluster
BRAKE WIRE (+)	WHITE	Plug At Brake Pedal Switch Or Harness In Driver's Kick Panel
HORN TRIGGER (-)	BLACK	Harness At Column Coming From Steering Wheel
DIESEL WAIT TO START (+)	DK.BLUE	Behind Instrument cluster
LEFT FRONT WINDOW UP	DARK BLUE	At Motor Inside Driver's Door
LEFT FRONT WINDOW DOWN	BROWN	At Motor Inside Driver's Door
RIGHT FRONT WINDOW UP	LIGHT BLUE	Harness In Driver's Kick Panel From Driver Door
RIGHT FRONT WINDOW DOWN	TAN	Harness In Driver's Kick Panel From Driver Door
LEFT REAR WINDOW UP	DARK GREEN	Harness In Driver's Kick Panel From Driver Door
LEFT REAR WINDOW DOWN	PURPLE	Harness In Driver's Kick Panel From Driver Door
RIGHT REAR WINDOW UP	LIGHT GREEN	Harness In Driver's Kick Panel From Driver Door
RIGHT REAR WINDOW DOWN	PURPLE	Harness In Driver's Kick Panel From Driver Door

WIRING INFORMATION: 1994 GMC Yukon

WIRE	WIRE COLOR	WIRE LOCATION
12V CONSTANT WIRE	RED	Ignition Harness
STARTER WIRE	YELLOW	Ignition Harness
IGNITION WIRE	PINK	Ignition Harness
ACCESSORY WIRE	ORANGE	Ignition Harness
POWER DOOR LOCK (+)	LT. BLUE	Harness Coming Into Vehicle From Driver's Door
POWER DOOR UNLOCK (+)	BLACK/RED	Harness Coming Into Vehicle From Driver's Door
PARKING LIGHTS (+)	BROWN	At Headlight Switch
DOOR TRIGGER WIRE (-)	WHITE	At Headlight Switch
REAR DOOR TRIGGER	Tied in with doors	
REAR HATCH RELEASE WIRE (+)	BLACK	Release switch
TACHOMETER WIRE	PURPLE/WHITE or WHITE (diesel vehicles)	Module Behind Glove Box Or Behind Instrument Cluster
BRAKE WIRE (+)	WHITE	Plug At Brake Pedal Switch Or Harness In Driver's Kick Panel
HORN TRIGGER (-)	BLACK	Harness At Column Coming From Steering Wheel
DIESEL WAIT TO START (+)	DK.BLUE	Behind Instrument cluster
LEFT FRONT WINDOW UP	DARK BLUE	At Motor Inside Driver's Door
LEFT FRONT WINDOW DOWN	BROWN	At Motor Inside Driver's Door
RIGHT FRONT WINDOW UP	LIGHT BLUE	Harness In Driver's Kick Panel From Driver Door
RIGHT FRONT WINDOW DOWN	TAN	Harness In Driver's Kick Panel From Driver Door
LEFT REAR WINDOW UP	DARK GREEN	Harness In Driver's Kick Panel From Driver Door
LEFT REAR WINDOW DOWN	PURPLE	Harness In Driver's Kick Panel From Driver Door
RIGHT REAR WINDOW UP	LIGHT GREEN	Harness In Driver's Kick Panel From Driver Door
RIGHT REAR WINDOW DOWN	PURPLE	Harness In Driver's Kick Panel From Driver Door



WIRING INFORMATION: 1995 GMC Yukon

WIRE	WIRE COLOR	WIRE LOCATION
12V CONSTANT WIRE	RED	Ignition Harness
STARTER WIRE	YELLOW OR PURPLE	Ignition Harness
IGNITION WIRE	PINK	Ignition Harness
SECOND IGNITION WIRE	PINK/WHITE OR WHITE	Ignition Harness
ACCESSORY WIRE	ORANGE	Ignition Harness
POWER DOOR LOCK (4-door models are positive trigger, 2-door models are 5-wire reverse polarity)	LT. BLUE	Harness Coming Into Vehicle From Driver's Door
POWER DOOR UNLOCK (4-door models are positive trigger, 2-door models are 5-wire reverse polarity)	WHITE	Harness Coming Into Vehicle From Driver's Door
PARKING LIGHTS (+)	BROWN	At Headlight Switch
DOOR TRIGGER WIRE (-)	PURPLE	At Headlight Switch
DOME LIGHT SUPERVISION (-)	WHITE	At Headlight Switch
REAR HATCH RELEASE (+)	BLACK OR BLACK/WHITE	At Release Switch
TACHOMETER WIRE	WHITE	Large Module At Driver's Inner Fender Or Behind Instrument Cluster
BRAKE WIRE (+)	WHITE	Plug At Brake Pedal Switch Or Driver's Kick Panel
HORN TRIGGER (-)	BLACK	Harness At Column Coming From Steering Wheel
DIESEL WAIT-TO-START (+)	DARK BLUE	Behind Instrument Cluster
LEFT FRONT WINDOW UP	DARK BLUE	At Motor Inside Driver's Door
LEFT FRONT WINDOW DOWN	BROWN	At Motor Inside Driver's Door
RIGHT FRONT WINDOW UP	LIGHT BLUE	Harness In Driver's Kick Panel From Driver Door
RIGHT FRONT WINDOW DOWN	TAN	
LEFT REAR WINDOW UP	DARK GREEN	
LEFT REAR WINDOW DOWN	PURPLE	
RIGHT REAR WINDOW UP	LIGHT GREEN	
RIGHT REAR WINDOW DOWN	PURPLE	





WIRING INFORMATION: 1996 GMC Yukon

WIRE	WIRE COLOR	WIRE LOCATION
12V CONSTANT WIRE	RED	Ignition Harness
STARTER WIRE	YELLOW OR PURPLE	Ignition Harness
IGNITION WIRE	PINK	Ignition Harness
SECOND IGNITION WIRE	WHITE	Ignition Harness
THIRD IGNITION WIRE (Does not exist on all models)	PINK/WHITE	Ignition Harness
ACCESSORY WIRE	ORANGE	Ignition Harness
POWER DOOR LOCK (4-door models are positive trigger, 2-door models are 5-wire reverse polarity)	LT. BLUE	Harness Coming Into Vehicle From Driver's Door
POWER DOOR UNLOCK (4-door models are positive trigger, 2-door models are 5-wire reverse polarity)	WHITE	Harness Coming Into Vehicle From Driver's Door
PARKING LIGHTS (+)	BROWN	At Headlight Switch
DOOR TRIGGER WIRE (-)	PURPLE	At Headlight Switch
DOME LIGHT SUPERVISION (-)	WHITE	At Headlight Switch
REAR HATCH RELEASE/ REAR DOORS UNLOCK (positive trigger on vehicles with rear hatch and 5-wire reverse polarity on vehicles with rear cargo doors)	BLACK OR BLACK/WHITE	Harness In Driver's Kick Panel Running To Rear Of Vehicle
TACHOMETER WIRE	WHITE	Large Module At Driver's Inner Fender Or Behind Instrument Cluster
BRAKE WIRE (+)	WHITE	Plug At Brake Pedal Switch Or Driver's Kick Panel
HORN TRIGGER (-)	BLACK	Harness At Column Coming From Steering Wheel
DIESEL WAIT-TO-START (+)	DARK BLUE	Behind Instrument Cluster
LEFT FRONT WINDOW UP	DARK BLUE	At Motor Inside Driver's Door
LEFT FRONT WINDOW DOWN	BROWN	At Motor Inside Driver's Door
RIGHT FRONT WINDOW UP	LIGHT BLUE	Harness In Driver's Kick Panel From Driver Door
RIGHT FRONT WINDOW DOWN	TAN	
LEFT REAR WINDOW UP	DARK GREEN	
LEFT REAR WINDOW DOWN	PURPLE	
RIGHT REAR WINDOW UP	LIGHT GREEN	
RIGHT REAR WINDOW DOWN	PURPLE	



WIRING INFORMATION: 1997 GMC Yukon



WIRE	WIRE COLOR	WIRE LOCATION
12V CONSTANT WIRE	RED	Ignition Harness
STARTER WIRE	YELLOW OR PURPLE	Ignition Harness
IGNITION WIRE	PINK	Ignition Harness
SECOND IGNITION WIRE	WHITE	Ignition Harness
THIRD IGNITION WIRE (Does not exist on all models)	PINK/WHITE	Ignition Harness
ACCESSORY WIRE	ORANGE	Ignition Harness
POWER DOOR LOCK (4-door models are positive trigger, 2-door models are 5-wire reverse polarity)	LT. BLUE	Harness Coming Into Vehicle From Driver's Door
POWER DOOR UNLOCK (4-door models are positive trigger, 2-door models are 5-wire reverse polarity)	WHITE	Harness Coming Into Vehicle From Driver's Door
PARKING LIGHTS (+)	BROWN	At Headlight Switch
DOOR TRIGGER WIRE (-)	PURPLE	At Headlight Switch
DOME LIGHT SUPERVISION (-)	WHITE	At Headlight Switch
REAR HATCH RELEASE/ REAR DOORS UNLOCK (positive trigger on vehicles with rear hatch and 5-wire reverse polarity on vehicles with rear cargo doors)	BLACK OR BLACK/WHITE	Harness In Driver's Kick Panel Running To Rear Of Vehicle
TACHOMETER WIRE	WHITE	Large Module At Driver's Inner Fender Or Behind Instrument Cluster
BRAKE WIRE (+)	WHITE	Plug At Brake Pedal Switch Or Driver's Kick Panel
HORN TRIGGER (-)	BLACK	Harness At Column Coming From Steering Wheel
DIESEL WAIT-TO-START (+)	DARK BLUE	Behind Instrument Cluster
LEFT FRONT WINDOW UP	DARK BLUE	At Motor Inside Driver's Door
LEFT FRONT WINDOW DOWN	BROWN	At Motor Inside Driver's Door
RIGHT FRONT WINDOW UP	LIGHT BLUE	Harness In Driver's Kick Panel From Driver Door
RIGHT FRONT WINDOW DOWN	TAN	
LEFT REAR WINDOW UP	DARK GREEN	
LEFT REAR WINDOW DOWN	PURPLE	
RIGHT REAR WINDOW UP	LIGHT GREEN	
RIGHT REAR WINDOW DOWN	PURPLE	



WIRING INFORMATION: 1998 GMC Yukon

WIRE	WIRE COLOR	WIRE LOCATION
12V CONSTANT WIRE	RED	Ignition Harness
STARTER WIRE	YELLOW OR PURPLE	Ignition Harness
IGNITION WIRE	PINK	Ignition Harness
SECOND IGNITION WIRE (Required when installing a remote start system)	WHITE	Ignition Harness
ACCESSORY WIRE	ORANGE	Ignition Harness
POWER DOOR LOCK (4-door models are positive trigger, 2-door models are 5-wire reverse polarity)	LT. BLUE	Harness Coming Into Vehicle From Driver's Door
POWER DOOR UNLOCK (4-door models are positive trigger, 2-door models are 5-wire reverse polarity)	WHITE	Harness Coming Into Vehicle From Driver's Door
PARKING LIGHTS (+)	BROWN	At Headlight Switch
DOOR TRIGGER WIRE (-)	PURPLE	At Headlight Switch
DOME SUPERVISION (-)	WHITE	Courtesy Light Under Dash
REAR HATCH RELEASE/ REAR DOORS UNLOCK (positive trigger on vehicles with rear hatch and 5-wire reverse polarity on vehicles with rear cargo doors)	BLACK OR BLACK/WHITE	Harness In Driver's Kick Panel Running To Rear Of Vehicle
TACHOMETER WIRE	WHITE	Large Module On Inner Fender Driver's Side
BRAKE WIRE (+)	WHITE	Plug At Brake Pedal Switch Or Harness Running To Rear Of Vehicle
HORN TRIGGER (-)	BLACK	Harness At Steering Column Coming From Steering Wheel
DIESEL WAIT TO START (-)	DARK BLUE	Behind Instrument Cluster
LEFT FRONT WINDOW UP	DARK BLUE	At Motor Inside Driver's Door
LEFT FRONT WINDOW DOWN	BROWN	At Motor Inside Driver's Door
LEFT FRONT WINDOW UP	DARK BLUE	At Motor Inside Driver's Door
LEFT FRONT WINDOW DOWN	BROWN	At Motor Inside Driver's Door
RIGHT FRONT WINDOW UP	LIGHT BLUE	Harness In Driver's Kick Panel From Driver Door
RIGHT FRONT WINDOW DOWN	TAN	
LEFT REAR WINDOW UP	DARK GREEN	
LEFT REAR WINDOW DOWN	PURPLE	
RIGHT REAR WINDOW UP	LIGHT GREEN	
RIGHT REAR WINDOW DOWN	PURPLE	



This vehicle is equipped with GM's Passlock II anti-theft system. This must be bypassed when installing a remote start system.



WIRING INFORMATION: 1999 GMC Yukon

WIRE	WIRE COLOR	WIRE LOCATION
12V CONSTANT WIRE	RED	Ignition Harness
STARTER WIRE	YELLOW OR PURPLE	Ignition Harness
IGNITION WIRE	PINK	Ignition Harness
SECOND IGNITION WIRE (Required when installing a remote start system)	WHITE	Ignition Harness
ACCESSORY WIRE	ORANGE	Ignition Harness
POWER DOOR LOCK (4-door models are positive trigger, 2-door models are 5-wire reverse polarity)	LT. BLUE	Harness Coming Into Vehicle From Driver's Door
POWER DOOR UNLOCK (4-door models are positive trigger, 2-door models are 5-wire reverse polarity)	WHITE	Harness Coming Into Vehicle From Driver's Door
PARKING LIGHTS (+)	BROWN	At Headlight Switch
DOOR TRIGGER WIRE (-)	PURPLE	At Headlight Switch
DOME SUPERVISION (-)	WHITE	Courtesy Light Under Dash
REAR HATCH RELEASE/ REAR DOORS UNLOCK (positive trigger on vehicles with rear hatch and 5-wire reverse polarity on vehicles with rear cargo doors)	BLACK OR BLACK/WHITE	Harness In Driver's Kick Panel Running To Rear Of Vehicle
TACHOMETER WIRE	WHITE	Large Module On Inner Fender Driver's Side
BRAKE WIRE (+)	WHITE	Plug At Brake Pedal Switch Or Harness Running To Rear Of Vehicle
HORN TRIGGER (-)	BLACK	Harness At Steering Column Coming From Steering Wheel
DIESEL WAIT TO START (-)	DARK BLUE	Behind Instrument Cluster
LEFT FRONT WINDOW UP	DARK BLUE	At Motor Inside Driver's Door
LEFT FRONT WINDOW DOWN	BROWN	At Motor Inside Driver's Door
LEFT FRONT WINDOW UP	DARK BLUE	At Motor Inside Driver's Door
LEFT FRONT WINDOW DOWN	BROWN	At Motor Inside Driver's Door
RIGHT FRONT WINDOW UP	LIGHT BLUE	Harness In Driver's Kick Panel From Driver Door
RIGHT FRONT WINDOW DOWN	TAN	
LEFT REAR WINDOW UP	DARK GREEN	
LEFT REAR WINDOW DOWN	PURPLE	
RIGHT REAR WINDOW UP	LIGHT GREEN	
RIGHT REAR WINDOW DOWN	PURPLE	

This vehicle is equipped with GM's Passlock II anti-theft system. This must be bypassed when installing a remote start system.



WIRING INFORMATION: 2000 GMC Yukon

WIRE	WIRE COLOR	WIRE LOCATION
12V CONSTANT WIRE	RED	Ignition Harness
STARTER WIRE	YELLOW	Ignition Harness
IGNITION WIRE	PINK	Ignition Harness
SECOND IGNITION WIRE	WHITE	Ignition Harness
This wire MUST be energized when installing a remote start system otherwise a CHECK ENGINE light will turn on and the transmission will not shift properly and the transmission may be damaged.		
ACCESSORY WIRE	ORANGE	Ignition Harness
POWER DOOR LOCK (+)	LT. BLUE	Body Control Module Under Dash On Driver's Side
POWER DOOR UNLOCK (+)	WHITE	Body Control Module Under Dash On Driver's Side
PARKING LIGHTS (+)	BROWN	Body Control Module Under Dash On Driver's Side
DRIVER DOOR TRIGGER (-)	TAN	Body Control Module Under Dash On Driver's Side
PASSENGER DOORS TRIGGER (-)	BLUE/WHITE	Body Control Module
REAR HATCH TRIGGER (-)	PINK/BLACK	Body Control Module
DOME LIGHT SUPERVISION	USE DOOR TRIGGER WIRE	
FACTORY ALARM ARM	Arms with lock	
FACTORY ALARM DISARM (-)	LT. GREEN	Body Control Module Under Dash On Driver's Side
TACHOMETER WIRE	WHITE	Engine Control Module Near Battery
BRAKE WIRE (+)	WHITE	Plug At Brake Pedal Switch Or Harness In Driver's Kick Panel
HORN TRIGGER (-)	BLACK	Harness At Steering Column Coming From Steering Wheel
DIESEL WAIT-TO-START (-)	DARK BLUE	Behind Instrument Cluster
LEFT FRONT WINDOW UP	DARK BLUE	Window Switch Inside Left Front Door
LEFT FRONT WINDOW DOWN	BROWN	Window Switch Inside Left Front Door
RIGHT FRONT WINDOW UP	DARK BLUE	Window Switch Inside Right Front Door
RIGHT FRONT WINDOW DOWN	BROWN	Window Switch Inside Right Front Door
LEFT REAR WINDOW UP	DARK BLUE	Window Switch Inside Left Rear Door
LEFT REAR WINDOW DOWN	BROWN	Window Switch Inside Left Rear Door
RIGHT REAR WINDOW UP	DARK BLUE	Window Switch Inside Right Rear Door
RIGHT REAR WINDOW DOWN	BROWN	Window Switch Inside Right Rear Door
This vehicle is equipped with GM's Passlock II anti-theft system. This must be bypassed when installing a remote start system.		

WIRING INFORMATION: 2001 GMC Yukon


WIRE	WIRE COLOR	WIRE LOCATION
12V CONSTANT WIRE	RED	Ignition Harness
STARTER WIRE	YELLOW	Ignition Harness
IGNITION WIRE	PINK	Ignition Harness
SECOND IGNITION WIRE	WHITE	Ignition Harness
This wire MUST be energized when installing a remote start system otherwise a CHECK ENGINE light will turn on and the transmission will not shift properly and the transmission may be damaged.		
ACCESSORY WIRE	ORANGE	Ignition Harness
POWER DOOR LOCK (+)	LT. BLUE	Body Control Module Under Dash On Driver's Side
POWER DOOR UNLOCK (+)	WHITE	Body Control Module Under Dash On Driver's Side
PARKING LIGHTS (+)	BROWN	Body Control Module Under Dash On Driver's Side
DRIVER DOOR TRIGGER (-)	TAN	Body Control Module Under Dash On Driver's Side
PASSENGER DOORS TRIGGER (-)	BLUE/WHITE	Body Control Module
REAR HATCH TRIGGER (-)	PINK/BLACK	Body Control Module
DOME LIGHT SUPERVISION	USE DOOR TRIGGER WIRE	
FACTORY ALARM ARM	Arms with lock	
FACTORY ALARM DISARM (-)	LT. GREEN	Body Control Module Under Dash On Driver's Side
TACHOMETER WIRE	WHITE	Engine Control Module Near Battery
BRAKE WIRE (+)	WHITE	Plug At Brake Pedal Switch Or Harness In Driver's Kick Panel
HORN TRIGGER (-)	BLACK	Harness At Steering Column Coming From Steering Wheel
DIESEL WAIT-TO-START (-)	DARK BLUE	Behind Instrument Cluster
LEFT FRONT WINDOW UP	DARK BLUE	Window Switch Inside Left Front Door
LEFT FRONT WINDOW DOWN	BROWN	Window Switch Inside Left Front Door
RIGHT FRONT WINDOW UP	DARK BLUE	Window Switch Inside Right Front Door
RIGHT FRONT WINDOW DOWN	BROWN	Window Switch Inside Right Front Door
LEFT REAR WINDOW UP	DARK BLUE	Window Switch Inside Left Rear Door
LEFT REAR WINDOW DOWN	BROWN	Window Switch Inside Left Rear Door
RIGHT REAR WINDOW UP	DARK BLUE	Window Switch Inside Right Rear Door
RIGHT REAR WINDOW DOWN	BROWN	Window Switch Inside Right Rear Door
This vehicle is equipped with GM's Passlock II anti-theft system. This must be bypassed when installing a remote start system.		

WIRING INFORMATION: 2002 GMC Yukon

WIRE	WIRE COLOR	WIRE LOCATION
12V CONSTANT WIRE	RED	Ignition Harness
STARTER WIRE	YELLOW	Ignition Harness
IGNITION WIRE	PINK	Ignition Harness
SECOND IGNITION WIRE	WHITE	Ignition Harness
This wire MUST be energized when installing a remote start system otherwise a CHECK ENGINE light will turn on and the transmission will not shift properly and the transmission may be damaged.		
ACCESSORY WIRE	ORANGE	Ignition Harness
POWER DOOR LOCK (+)	LT. BLUE	Body Control Module Under Dash On Driver's Side
POWER DOOR UNLOCK (+)	WHITE	Body Control Module Under Dash On Driver's Side
PARKING LIGHTS (+)	BROWN	Body Control Module Under Dash On Driver's Side
DRIVER DOOR TRIGGER (-)	TAN	Body Control Module Under Dash On Driver's Side
PASSENGER DOORS TRIGGER (-)	BLUE/WHITE	Body Control Module
REAR HATCH TRIGGER (-)	PINK/BLACK	Body Control Module
DOME LIGHT SUPERVISION	USE DOOR TRIGGER WIRE	
FACTORY ALARM ARM	Arms with lock	
FACTORY ALARM DISARM (-)	LT. GREEN	Body Control Module Under Dash On Driver's Side
TACHOMETER WIRE	WHITE	Engine Control Module Near Battery
BRAKE WIRE (+)	WHITE	Plug At Brake Pedal Switch Or Harness In Driver's Kick Panel
HORN TRIGGER (-)	BLACK	Harness At Steering Column Coming From Steering Wheel
DIESEL WAIT-TO-START (-)	DARK BLUE	Behind Instrument Cluster
LEFT FRONT WINDOW UP	DARK BLUE	Window Switch Inside Left Front Door
LEFT FRONT WINDOW DOWN	BROWN	Window Switch Inside Left Front Door
RIGHT FRONT WINDOW UP	DARK BLUE	Window Switch Inside Right Front Door
RIGHT FRONT WINDOW DOWN	BROWN	Window Switch Inside Right Front Door
LEFT REAR WINDOW UP	DARK BLUE	Window Switch Inside Left Rear Door
LEFT REAR WINDOW DOWN	BROWN	Window Switch Inside Left Rear Door
RIGHT REAR WINDOW UP	DARK BLUE	Window Switch Inside Right Rear Door
RIGHT REAR WINDOW DOWN	BROWN	Window Switch Inside Right Rear Door
This vehicle is equipped with GM's Passlock II anti-theft system. This must be bypassed when installing a remote start system.		


WIRING INFORMATION: 2003 GMC Yukon

WIRE	WIRE COLOR	WIRE LOCATION
12V CONSTANT WIRE	RED	Ignition Harness
STARTER WIRE	YELLOW	Ignition Harness
IGNITION WIRE	PINK	Ignition Harness
SECOND IGNITION WIRE	WHITE	Ignition Harness
This wire MUST be energized when installing a remote start system otherwise a CHECK ENGINE light will turn on and the transmission will not shift properly and the transmission may be damaged.		
ACCESSORY WIRE	ORANGE	Ignition Harness
SECOND ACCESSORY WIRE	BROWN	Ignition Harness
POWER DOOR LOCK (-)	LT. BLUE	At Lock Switch On Passenger Side Rear Panel By Rear Doors
POWER DOOR UNLOCK (-)	WHITE	At Lock Switch On Passenger Side Rear Panel By Rear Doors
Some vehicles do not have a door lock switch at the rear of the vehicle. To interface with the door locks, a databus module must be used.		
PARKING LIGHTS (+)	BROWN	Harness In Driver's Kick Panel
PARKING LIGHTS (-)	GRAY/BLACK	Brown Plug At BCM
DRIVER DOOR TRIGGER WIRE (-)	GRAY/WHITE	At Module Inside Driver Door
FRONT PASSENGER DOOR TRIGGER (-)	BLACK/WHITE	At Module Inside Front Passenger Door
LEFT REAR DOOR TRIGGER (-)	BLUE/BLACK	Purple Plug At BCM
RIGHT REAR DOOR TRIGGER WIRE (-)	LT.GREEN/BLACK	Purple Plug At BCM
REAR DOOR TRIGGER (-)	PINK/BLACK	Purple Plug At BCM
DOMELIGHT SUPERVISION (-)	GRAY/BLACK	Black Plug At BCM
FACTORY ALARM ARM	Arms with lock	
FACTORY ALARM DISARM (-)	LT. GREEN	At Module Inside Driver's Door
TACHOMETER WIRE	Use any wire that is NOT PINK	At Any Fuel Injector
BRAKE WIRE (+)	WHITE	Brake Pedal Switch
HORN TRIGGER (-)	BLACK	White Plug At BCM
LEFT FRONT WINDOW UP	DARK BLUE	Window Switch Inside Left Front Door
LEFT FRONT WINDOW DOWN	BROWN	Window Switch Inside Left Front Door
RIGHT FRONT WINDOW UP	DARK BLUE	Window Switch Inside Right Front Door
RIGHT FRONT WINDOW DOWN	BROWN	Window Switch Inside Right Front Door
LEFT REAR WINDOW UP	DARK BLUE	Window Switch Inside Left Rear Door
LEFT REAR WINDOW DOWN	BROWN	Window Switch Inside Left Rear Door
RIGHT REAR WINDOW UP	DARK BLUE	Window Switch Inside Right Rear Door
RIGHT REAR WINDOW DOWN	BROWN	Window Switch Inside Right Rear Door
This vehicle is equipped with GM's Passlock II anti-theft system. This must be bypassed when installing a remote start system.		
The BCM is under the dash directly below the steering column.		



WIRING INFORMATION: 2004 GMC Yukon

WIRE	WIRE COLOR	WIRE LOCATION
12V CONSTANT WIRE	RED	Ignition Harness
STARTER WIRE	YELLOW	Ignition Harness
IGNITION WIRE	PINK	Ignition Harness
SECOND IGNITION WIRE	WHITE	Ignition Harness
This wire MUST be energized when installing a remote start system otherwise a CHECK ENGINE light will turn on and the transmission will not shift properly and the transmission may be damaged.		
ACCESSORY WIRE	ORANGE	Ignition Harness
SECOND ACCESSORY WIRE	BROWN	Ignition Harness
POWER DOOR LOCK (-)	LT. BLUE	At Lock Switch On Passenger Side Rear Panel By Rear Doors
POWER DOOR UNLOCK (-)	WHITE	At Lock Switch On Passenger Side Rear Panel By Rear Doors
Some vehicles do not have a door lock switch at the rear of the vehicle. To interface with the door locks, a databus module must be used.		
PARKING LIGHTS (+)	BROWN	Harness In Driver's Kick Panel
PARKING LIGHTS (-)	GRAY/BLACK	Brown Plug At BCM
DRIVER DOOR TRIGGER WIRE (-)	GRAY/WHITE	At Module Inside Driver Door
FRONT PASSENGER DOOR TRIGGER (-)	BLACK/WHITE	At Module Inside Front Passenger Door
LEFT REAR DOOR TRIGGER (-)	BLUE/BLACK	Purple Plug At BCM
RIGHT REAR DOOR TRIGGER WIRE (-)	LT.GREEN/BLACK	Purple Plug At BCM
REAR DOOR TRIGGER (-)	PINK/BLACK	Purple Plug At BCM
DOMELIGHT SUPERVISION (-)	GRAY/BLACK	Black Plug At BCM
FACTORY ALARM ARM	Arms with lock	
FACTORY ALARM DISARM (-)	LT. GREEN	At Module Inside Driver's Door
TACHOMETER WIRE	Use any wire that is NOT PINK	At Any Fuel Injector
BRAKE WIRE (+)	WHITE	Brake Pedal Switch
HORN TRIGGER (-)	BLACK	White Plug At BCM
LEFT FRONT WINDOW UP	DARK BLUE	Window Switch Inside Left Front Door
LEFT FRONT WINDOW DOWN	BROWN	Window Switch Inside Left Front Door
RIGHT FRONT WINDOW UP	DARK BLUE	Window Switch Inside Right Front Door
RIGHT FRONT WINDOW DOWN	BROWN	Window Switch Inside Right Front Door
LEFT REAR WINDOW UP	DARK BLUE	Window Switch Inside Left Rear Door
LEFT REAR WINDOW DOWN	BROWN	Window Switch Inside Left Rear Door
RIGHT REAR WINDOW UP	DARK BLUE	Window Switch Inside Right Rear Door
RIGHT REAR WINDOW DOWN	BROWN	Window Switch Inside Right Rear Door
This vehicle is equipped with GM's Passlock II anti-theft system. This must be bypassed when installing a remote start system.		
The BCM is under the dash directly below the steering column.		



WIRING INFORMATION: 2005 GMC Yukon

WIRE	WIRE COLOR	WIRE LOCATION
12V CONSTANT WIRE	RED	Ignition Harness
STARTER WIRE	YELLOW	Ignition Harness
IGNITION WIRE	PINK	Ignition Harness
SECOND IGNITION WIRE	WHITE	Ignition Harness
This wire MUST be energized when installing a remote start system otherwise a CHECK ENGINE light will turn on and the transmission will not shift properly and the transmission may be damaged.		
ACCESSORY WIRE	ORANGE	Ignition Harness
SECOND ACCESSORY WIRE	BROWN	Ignition Harness
POWER DOOR LOCK (-)	LT. BLUE	At Lock Switch On Passenger Side Rear Panel By Rear Doors
POWER DOOR UNLOCK (-)	WHITE	At Lock Switch On Passenger Side Rear Panel By Rear Doors
Some vehicles do not have a door lock switch at the rear of the vehicle. To interface with the door locks, a databus module must be used.		
PARKING LIGHTS (+)	BROWN	Harness In Driver's Kick Panel
PARKING LIGHTS (-)	GRAY/BLACK	Brown Plug At BCM
DRIVER DOOR TRIGGER WIRE (-)	GRAY/WHITE	At Module Inside Driver Door
FRONT PASSENGER DOOR TRIGGER (-)	BLACK/WHITE	At Module Inside Front Passenger Door
LEFT REAR DOOR TRIGGER (-)	BLUE/BLACK	Purple Plug At BCM
RIGHT REAR DOOR TRIGGER WIRE (-)	LT.GREEN/BLACK	Purple Plug At BCM
REAR DOOR TRIGGER (-)	PINK/BLACK	Purple Plug At BCM
DOMELIGHT SUPERVISION (-)	GRAY/BLACK	Black Plug At BCM
FACTORY ALARM ARM	Arms with lock	
FACTORY ALARM DISARM (-)	LT. GREEN	At Module Inside Driver's Door
TACHOMETER WIRE	Use any wire that is NOT PINK	At Any Fuel Injector
BRAKE WIRE (+)	WHITE	Brake Pedal Switch
HORN TRIGGER (-)	BLACK	White Plug At BCM
LEFT FRONT WINDOW UP	DARK BLUE	Window Switch Inside Left Front Door
LEFT FRONT WINDOW DOWN	BROWN	Window Switch Inside Left Front Door
RIGHT FRONT WINDOW UP	DARK BLUE	Window Switch Inside Right Front Door
RIGHT FRONT WINDOW DOWN	BROWN	Window Switch Inside Right Front Door
LEFT REAR WINDOW UP	DARK BLUE	Window Switch Inside Left Rear Door
LEFT REAR WINDOW DOWN	BROWN	Window Switch Inside Left Rear Door
RIGHT REAR WINDOW UP	DARK BLUE	Window Switch Inside Right Rear Door
RIGHT REAR WINDOW DOWN	BROWN	Window Switch Inside Right Rear Door
This vehicle is equipped with GM's Passlock II anti-theft system. This must be bypassed when installing a remote start system.		
The BCM is under the dash directly below the steering column.		

