



TRIPLE S *Customs*

HONDA PILOT 2003-2005 VEHICLE WIRING



WIRING INFORMATION: 2003 Honda Pilot

WIRE	WIRE COLOR	WIRE LOCATION
12V CONSTANT WIRE	WHITE	Ignition Harness
STARTER WIRE	BLACK/WHITE	Ignition Harness
IGNITION WIRE	BLACK/YELLOW	Ignition Harness
ACCESSORY WIRE	YELLOW	Ignition Harness
SECOND ACCESSORY WIRE	WHITE/BLACK	Ignition Harness
POWER DOOR LOCK (-)	BLUE/GREEN	Large Green Harness At Passenger Fuse Box
POWER DOOR UNLOCK (-)	BLACK/RED	
Test door lock wires while turning the key in the passenger door.		
PARKING LIGHTS (+)	RED/BLACK	Plug At Driver Fuse Box
DOOR TRIGGER (-)	BLACK/WHITE	At Interior Light Switch
DOME SUPERVISION (-)	LT.GREEN	At Interior Light Switch
REAR HATCH TRIGGER (-)	Tied In With Doors	
HOOD TRIGGER (-)	YELLOW	At Hood Pin Switch
FACTORY ALARM ARM	ARMS WITH LOCK	
FACTORY ALARM DISARM	DISARMS WITH UNLOCK	
DISARM NO UNLOCK (-)	BLUE	At Driver Window Switch Inside Driver Door
TACHOMETER	BLUE	Small 2-pin Connector Low In Driver Fender
BRAKE WIRE (+)	WHITE/BLACK	Plug At Brake Pedal Switch
HORN TRIGGER (-)	LT.GREEN/BLUE	Harness At Steering Column
LEFT FRONT WINDOW UP	RED/BLUE	At Window Switch Inside Driver's Door
LEFT FRONT WINDOW DOWN	RED/YELLOW	At Window Switch Inside Driver's Door
RIGHT FRONT WINDOW UP	BLUE/WHITE	At Window Switch Inside Right Front Door
RIGHT FRONT WINDOW DOWN	BLUE/RED	At Window Switch Inside Right Front Door
LEFT REAR WINDOW UP	BLUE/WHITE	At Window Switch Inside Left Rear Door
LEFT REAR WINDOW DOWN	BLUE/RED	At Window Switch Inside Left Rear Door
RIGHT REAR WINDOW UP	BLUE/WHITE	At Window Switch Inside Right Rear Door
RIGHT REAR WINDOW DOWN	BLUE/RED	At Window Switch Inside Right Rear Door
This vehicle is equipped with a factory Immobilizer system. This must be bypassed when installing a remote start system		



WIRING INFORMATION: 2004 Honda Pilot

WIRE	WIRE COLOR	WIRE LOCATION
12V CONSTANT WIRE	WHITE	Ignition Harness
STARTER WIRE	BLACK/WHITE	Ignition Harness
IGNITION WIRE	BLACK/YELLOW	Ignition Harness
ACCESSORY WIRE	YELLOW	Ignition Harness
SECOND ACCESSORY WIRE	WHITE/BLACK	Ignition Harness
POWER DOOR LOCK (-)	BLUE/GREEN	Large Green Harness At Passenger Fuse Box
POWER DOOR UNLOCK (-)	BLACK/RED	
Test door lock wires while turning the key in the passenger door.		
PARKING LIGHTS (+)	RED/BLACK	Plug At Driver Fuse Box
DOOR TRIGGER (-)	BLACK/WHITE	At Interior Light Switch
DOME SUPERVISION (-)	LT.GREEN	At Interior Light Switch
REAR HATCH TRIGGER (-)	Tied In With Doors	
HOOD TRIGGER (-)	YELLOW	At Hood Pin Switch
FACTORY ALARM ARM	ARMS WITH LOCK	
FACTORY ALARM DISARM	DISARMS WITH UNLOCK	
DISARM NO UNLOCK (-)	BLUE	At Driver Window Switch Inside Driver Door
TACHOMETER	BLUE	Small 2-pin Connector Low In Driver Fender
BRAKE WIRE (+)	WHITE/BLACK	Plug At Brake Pedal Switch
HORN TRIGGER (-)	LT.GREEN/BLUE	Harness At Steering Column
LEFT FRONT WINDOW UP	RED/BLUE	At Window Switch Inside Driver's Door
LEFT FRONT WINDOW DOWN	RED/YELLOW	At Window Switch Inside Driver's Door
RIGHT FRONT WINDOW UP	BLUE/WHITE	At Window Switch Inside Right Front Door
RIGHT FRONT WINDOW DOWN	BLUE/RED	At Window Switch Inside Right Front Door
LEFT REAR WINDOW UP	BLUE/WHITE	At Window Switch Inside Left Rear Door
LEFT REAR WINDOW DOWN	BLUE/RED	At Window Switch Inside Left Rear Door
RIGHT REAR WINDOW UP	BLUE/WHITE	At Window Switch Inside Right Rear Door
RIGHT REAR WINDOW DOWN	BLUE/RED	At Window Switch Inside Right Rear Door
This vehicle is equipped with a factory Immobilizer system. This must be bypassed when installing a remote start system		



WIRING INFORMATION: 2005 Honda Pilot

WIRE	WIRE COLOR	WIRE LOCATION
12V CONSTANT WIRE	WHITE	Ignition Harness
STARTER WIRE	BLACK/WHITE	Ignition Harness
IGNITION WIRE	BLACK/YELLOW	Ignition Harness
ACCESSORY WIRE	YELLOW	Ignition Harness
SECOND ACCESSORY WIRE	WHITE/BLACK	Ignition Harness
POWER DOOR LOCK (-)	BLACK/ORANGE	Large Green Harness At Passenger Fuse Box
POWER DOOR UNLOCK (-)	BLUE/ORANGE	
Test door lock wires while pressing the passenger lock switch		
PARKING LIGHTS (+)	RED/BLACK	Plug At Driver Fuse Box
DOOR TRIGGER (-)	BLACK/WHITE	At Interior Light Switch
DOME SUPERVISION (-)	LT.GREEN	At Interior Light Switch
REAR HATCH TRIGGER (-)	BLUE/BLACK or ORANGE	Green Plug At Driver Fuse Box
HOOD TRIGGER (-)	YELLOW or YELLOW/RED	At Hood Pin Switch
FACTORY ALARM ARM (-)	BLUE/WHITE or BLUE/GREEN	Large Green Harness At Passenger Fuse Box
FACTORY ALARM DISARM (-)	BLACK/RED	Large Green Harness At Passenger Fuse Box
DISARM NO UNLOCK (-)	BLUE or BLACK/RED	Large Green Harness At Passenger Fuse Box
Test arm/disarm wires while turning key in passenger door		
TACHOMETER	NOT BLACK or BLACK/WHITE	Ignition Coil
BRAKE WIRE (+)	WHITE/BLACK	Plug At Brake Pedal Switch
HORN TRIGGER (-)	LT.GREEN/BLUE	Harness At Steering Column
LEFT FRONT WINDOW UP	RED/BLUE	At Window Switch Inside Driver's Door
LEFT FRONT WINDOW DOWN	RED/YELLOW	At Window Switch Inside Driver's Door
RIGHT FRONT WINDOW UP	BLUE/WHITE	At Window Switch Inside Right Front Door
RIGHT FRONT WINDOW DOWN	BLUE/RED	At Window Switch Inside Right Front Door
LEFT REAR WINDOW UP	BLUE/WHITE	At Window Switch Inside Left Rear Door
LEFT REAR WINDOW DOWN	BLUE/RED	At Window Switch Inside Left Rear Door
RIGHT REAR WINDOW UP	BLUE/WHITE	At Window Switch Inside Right Rear Door
RIGHT REAR WINDOW DOWN	BLUE/RED	At Window Switch Inside Right Rear Door
This vehicle is equipped with a factory Immobilizer system. This must be bypassed when installing a remote start system		