


### ALARM REMOTE START WIRING

WIRE	COLOR	LOCATION
12V CONSTANT WIRE	WHITE	Ignition Harness
STARTER WIRE 1	BLACK/WHITE	Ignition Harness
IGNITION WIRE 1	BLACK/YELLOW	Ignition Harness
ACCESSORY WIRE 1	YELLOW	Ignition Harness
SECOND ACCESSORY WIRE 1	WHITE/BLACK	Ignition Harness
FACTORY ALARM ARM	ARMS WITH LOCK	
FACTORY ALARM DISARM	DISARMS WITH UNLOCK	
DISARM NO UNLOCK (-)	BLUE	At Driver Window Switch Inside Driver Door
TACHOMETER	BLUE	Small 2-pin Connector Low In Driver Fender
BRAKE WIRE (+)	WHITE/BLACK	Plug At Brake Pedal Switch
HORN TRIGGER (-)	LT.GREEN/BLUE	Harness At Steering Column
POWER DOOR LOCK (-)	BLUE/GREEN	Large Green Harness At Passenger Fuse Box
<b>Notes:</b> Test door lock wires while turning the key in the passenger door.		
POWER DOOR UNLOCK (-)	BLACK/RED	Large Green Harness At Passenger Fuse Box
<b>Notes:</b> Test door lock wires while turning the key in the passenger door.		
PARKING LIGHTS (+)	RED/BLACK	Plug At Driver Fuse Box
DOOR TRIGGER (-)	BLACK/WHITE	At Interior Light Switch
DOME SUPERVISION (-)	LT.GREEN	At Interior Light Switch
REAR HATCH TRIGGER (-)	Tied In With Doors	
HOOD TRIGGER (-)	YELLOW	At Hood Pin Switch
LEFT FRONT WINDOW UP	RED/BLUE	At Window Switch Inside Driver's Door
LEFT FRONT WINDOW DOWN	RED/YELLOW	At Window Switch Inside Driver's Door
RIGHT FRONT WINDOW UP	BLUE/WHITE	At Window Switch Inside Right Front Door
RIGHT FRONT WINDOW DOWN	BLUE/RED	At Window Switch Inside Right Front Door
LEFT REAR WINDOW UP	BLUE/WHITE	At Window Switch Inside Left Rear Door
LEFT REAR WINDOW DOWN	BLUE/RED	At Window Switch Inside Left Rear Door
RIGHT REAR WINDOW UP	BLUE/WHITE	At Window Switch Inside Right Rear Door
RIGHT REAR WINDOW DOWN	BLUE/RED	At Window Switch Inside Right Rear Door

INTERFACE	PART NUMBER	NOTES
Immobilizer Bypass Module	DEI 556HW or DEI 556UW	Required when installing a remote start system
Please verify all part numbers before ordering.		

### ADDITIONAL NOTES



Remote starter and security installations should be attempted by experienced security installers only. Information contained is accurate to the best of our knowledge and experience. Information contained is without any representation of warranty. It is the installer's responsibility to test and confirm all circuits with a digital multi-meter. Proper installation remains the responsibility of the installer. CarAlarmPros assumes no liability or responsibility resulting from an improper installation, even in reliance with the information contained in this guide.

AUDIO WIRING			
WIRE	COLOR	LOCATION	NOTES
RADIO CONSTANT	WHITE	Radio Harness	
RADIO GROUND	BLACK	Radio Harness	
RADIO SWITCHED	WHITE/RED	Radio Harness	
LEFT FRONT SPEAKER (+)	BLUE/GREEN	Radio Harness Or Speaker	
LEFT FRONT SPEAKER (-)	GRAY/BLACK	Radio Harness Or Speaker	
RIGHT FRONT SPEAKER (+)	RED/GREEN	Radio Harness Or Speaker	
RIGHT FRONT SPEAKER (-)	BROWN/BLACK	Radio Harness Or Speaker	
LEFT REAR SPEAKER (+)	BLUE/YELLOW	Radio Harness Or Speaker	
LEFT REAR SPEAKER (-)	GRAY/WHITE	Radio Harness Or Speaker	
RIGHT REAR SPEAKER (+)	RED/YELLOW	Radio Harness Or Speaker	
RIGHT REAR SPEAKER (-)	BROWN/WHITE	Radio Harness Or Speaker	
SUBWOOFER (+)	WHITE/GREEN	Radio Harness	
SUBWOOFER (-)	BLACK/WHITE	Radio Harness	

FRONT SPEAKERS SIZE	REAR SPEAKERS SIZE	AMP LOCATION	NOTES
6.5	6.5		

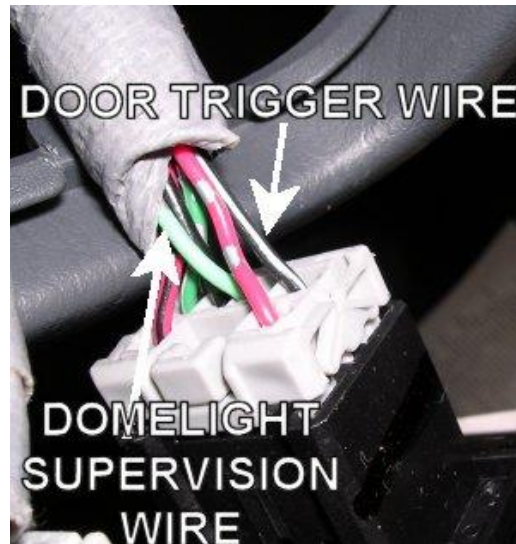


RADIO DASH KIT OPTIONS	RADIO WIRE HARNESS OPTIONS	ANTENNA ADAPTER OPTIONS
METRA 99-7861, SCOSCHE HA1703B	METRA 70-1721, SCOSCHE HA08B/BCB	Not required
Notes: Dash kit is for models without navigation		
Please verify all part numbers before ordering.		

### ALARM REMOTE START WIRING

WIRE	COLOR	LOCATION
12V CONSTANT WIRE	WHITE	Ignition Harness
STARTER WIRE 1	BLACK/WHITE	Ignition Harness
IGNITION WIRE 1	BLACK/YELLOW	Ignition Harness
ACCESSORY WIRE 1	YELLOW	Ignition Harness
SECOND ACCESSORY WIRE 1	WHITE/BLACK	Ignition Harness
FACTORY ALARM ARM	ARMS WITH LOCK	
FACTORY ALARM DISARM	DISARMS WITH UNLOCK	
DISARM NO UNLOCK (-)	BLUE	At Driver Window Switch Inside Driver Door
TACHOMETER	BLUE	Small 2-pin Connector Low In Driver Fender
BRAKE WIRE (+)	WHITE/BLACK	Plug At Brake Pedal Switch
HORN TRIGGER (-)	LT.GREEN/BLUE	Harness At Steering Column
POWER DOOR LOCK (-)	BLUE/GREEN	Large Green Harness At Passenger Fuse Box
<b>Notes:</b> Test door lock wires while turning the key in the passenger door.		
POWER DOOR UNLOCK (-)	BLACK/RED	Large Green Harness At Passenger Fuse Box
<b>Notes:</b> Test door lock wires while turning the key in the passenger door.		
PARKING LIGHTS (+)	RED/BLACK	Plug At Driver Fuse Box
DOOR TRIGGER (-)	BLACK/WHITE	At Interior Light Switch
DOMESUPERVISION (-)	LT.GREEN	At Interior Light Switch
REAR HATCH TRIGGER (-)	Tied In With Doors	
HOOD TRIGGER (-)	YELLOW	At Hood Pin Switch
LEFT FRONT WINDOW UP	RED/BLUE	At Window Switch Inside Driver's Door
LEFT FRONT WINDOW DOWN	RED/YELLOW	At Window Switch Inside Driver's Door
RIGHT FRONT WINDOW UP	BLUE/WHITE	At Window Switch Inside Right Front Door
RIGHT FRONT WINDOW DOWN	BLUE/RED	At Window Switch Inside Right Front Door
LEFT REAR WINDOW UP	BLUE/WHITE	At Window Switch Inside Left Rear Door
LEFT REAR WINDOW DOWN	BLUE/RED	At Window Switch Inside Left Rear Door
RIGHT REAR WINDOW UP	BLUE/WHITE	At Window Switch Inside Right Rear Door
RIGHT REAR WINDOW DOWN	BLUE/RED	At Window Switch Inside Right Rear Door

INTERFACE	PART NUMBER	NOTES
Immobilizer Bypass Module	DEI 556HW or DEI 556UW	Required when installing a remote start system
Please verify all part numbers before ordering.		

### ADDITIONAL NOTES



Remote starter and security installations should be attempted by experienced security installers only. Information contained is accurate to the best of our knowledge and experience. Information contained is without any representation of warranty. It is the installer's responsibility to test and confirm all circuits with a digital multi-meter. Proper installation remains the responsibility of the installer. CarAlarmPros assumes no liability or responsibility resulting from an improper installation, even in reliance with the information contained in this guide.

AUDIO WIRING			
WIRE	COLOR	LOCATION	NOTES
RADIO CONSTANT	WHITE	Radio Harness	
RADIO GROUND	BLACK	Radio Harness	
RADIO SWITCHED	WHITE/RED	Radio Harness	
LEFT FRONT SPEAKER (+)	BLUE/GREEN	Radio Harness Or Speaker	
LEFT FRONT SPEAKER (-)	GRAY/BLACK	Radio Harness Or Speaker	
RIGHT FRONT SPEAKER (+)	RED/GREEN	Radio Harness Or Speaker	
RIGHT FRONT SPEAKER (-)	BROWN/BLACK	Radio Harness Or Speaker	
LEFT REAR SPEAKER (+)	BLUE/YELLOW	Radio Harness Or Speaker	
LEFT REAR SPEAKER (-)	GRAY/WHITE	Radio Harness Or Speaker	
RIGHT REAR SPEAKER (+)	RED/YELLOW	Radio Harness Or Speaker	
RIGHT REAR SPEAKER (-)	BROWN/WHITE	Radio Harness Or Speaker	
SUBWOOFER (+)	WHITE/GREEN	Radio Harness	
SUBWOOFER (-)	BLACK/WHITE	Radio Harness	

FRONT SPEAKERS SIZE	REAR SPEAKERS SIZE	AMP LOCATION	NOTES
6.5	6.5		

RADIO DASH KIT OPTIONS	RADIO WIRE HARNESS OPTIONS	ANTENNA ADAPTER OPTIONS
METRA 99-7861, SCOSCHE HA1703B	METRA 70-1721, SCOSCHE HA08B/BCB	Not required
Notes: Dash kit is for models without navigation		
Please verify all part numbers before ordering.		

### ALARM REMOTE START WIRING

WIRE	COLOR	LOCATION
12V CONSTANT WIRE	WHITE	Ignition Harness
STARTER WIRE 1	BLACK/WHITE	Ignition Harness
IGNITION WIRE 1	BLACK/YELLOW	Ignition Harness
ACCESSORY WIRE 1	YELLOW	Ignition Harness
ACCESSORY WIRE 2	WHITE/BLACK	Ignition Harness
FACTORY ALARM ARM (-)	BLUE/WHITE or BLUE/GREEN	In 20-Pin Light Green Plug At Fusebox On Passenger's Side

**Notes:** Test arm/disarm wires while turning key in passenger door

FACTORY ALARM DISARM (-)	BLACK/RED	In 20-Pin Light Green Plug At Fusebox On Passenger's Side
--------------------------	-----------	-----------------------------------------------------------

**Notes:** Test arm/disarm wires while turning key in passenger door

DISARM NO UNLOCK (-)	BLUE or BLACK/RED	Large Green Harness At Passenger Fuse Box
TACHOMETER	NOT BLACK or BLACK/WHITE	Ignition Coil
BRAKE WIRE (+)	WHITE/BLACK	Plug At Brake Pedal Switch
HORN TRIGGER (-)	LT.GREEN/BLUE	Harness At Steering Column
PARKING LIGHTS (+)	RED/BLACK	Plug At Driver Fuse Box
DOOR TRIGGER (-)	BLACK/WHITE	At Interior Light Switch
LEFT FRONT DOOR TRIGGER (-)	GREEN/ORANGE	In 10-Pin Light Green Plug At Fusebox On Driver's Side
RIGHT FRONT DOOR TRIGGER (-)	LT.GREEN/BLACK	In 10-Pin Light Green Plug At Fusebox On Driver's Side
LEFT REAR DOOR TRIGGER (-)	WHITE/ORANGE	In 20-Pin Light Green Plug At Fusebox On Passenger's Side
RIGHT REAR DOOR TRIGGER (-)	GREEN/WHITE	In 20-Pin Light Green Plug At Fusebox On Passenger's Side
DOME SUPERVISION (-)	LT.GREEN	At Interior Light Switch
REAR HATCH TRIGGER (-)	BLUE/BLACK or ORANGE	In 22-Pin Light Green Plug At Fusebox On Driver's Side
HOOD TRIGGER (-)	YELLOW or YELLOW/RED	At Hood Pin Switch
POWER DOOR LOCK (-)	BLACK/ORANGE	Large Green Harness At Passenger Fuse Box

**Notes:** Test door lock wires while pressing the passenger lock switch

POWER DOOR UNLOCK (-)	BLUE/ORANGE	Large Green Harness At Passenger Fuse Box
-----------------------	-------------	-------------------------------------------

**Notes:** Test door lock wires while pressing the passenger lock switch

INTERFACE	PART NUMBER	NOTES
Immobilizer Bypass Module	DEI 556HW or DEI 556UW	Required when installing a remote start system

Please verify all part numbers before ordering.

AUDIO WIRING			
WIRE	COLOR	LOCATION	NOTES
RADIO CONSTANT	WHITE	Radio Harness	
RADIO GROUND	BLACK	Radio Harness	
RADIO SWITCHED	WHITE/RED	Radio Harness	
LEFT FRONT SPEAKER (+)	BLUE/GREEN	Radio Harness Or Speaker	
LEFT FRONT SPEAKER (-)	GRAY/BLACK	Radio Harness Or Speaker	
RIGHT FRONT SPEAKER (+)	RED/GREEN	Radio Harness Or Speaker	
RIGHT FRONT SPEAKER (-)	BROWN/BLACK	Radio Harness Or Speaker	
LEFT REAR SPEAKER (+)	BLUE/YELLOW	Radio Harness Or Speaker	
LEFT REAR SPEAKER (-)	GRAY/WHITE	Radio Harness Or Speaker	
RIGHT REAR SPEAKER (+)	RED/YELLOW	Radio Harness Or Speaker	
RIGHT REAR SPEAKER (-)	BROWN/WHITE	Radio Harness Or Speaker	
SUBWOOFER (+)	WHITE/GREEN	Radio Harness	
SUBWOOFER (-)	BLACK/WHITE	Radio Harness	

FRONT SPEAKERS SIZE	REAR SPEAKERS SIZE	AMP LOCATION	NOTES
6.5	6.5		

RADIO DASH KIT OPTIONS	RADIO WIRE HARNESS OPTIONS	ANTENNA ADAPTER OPTIONS
METRA 99-7861, SCOSCHE HA1703B	METRA 70-1721, SCOSCHE HA08B/BCB	Not required
Notes: Dash kit is for models without navigation		
Please verify all part numbers before ordering.		

### ALARM REMOTE START WIRING

WIRE	COLOR	LOCATION
12V CONSTANT WIRE	WHITE	Ignition Harness
STARTER WIRE 1	BLACK/WHITE	Ignition Harness
IGNITION WIRE 1	BLACK/YELLOW	Ignition Harness
ACCESSORY WIRE 1	YELLOW	Ignition Harness
ACCESSORY WIRE 2	WHITE/BLACK	Ignition Harness
FACTORY ALARM ARM (-)	BLUE/WHITE or BLUE/GREEN	In 20-Pin Light Green Plug At Fusebox On Passenger's Side

**Notes:** Test arm/disarm wires while turning key in passenger door

FACTORY ALARM DISARM (-)	BLACK/RED	In 20-Pin Light Green Plug At Fusebox On Passenger's Side
--------------------------	-----------	-----------------------------------------------------------

**Notes:** Test arm/disarm wires while turning key in passenger door

DISARM NO UNLOCK (-)	BLUE or BLACK/RED	Large Green Harness At Passenger Fuse Box
TACHOMETER	NOT BLACK or BLACK/WHITE	Ignition Coil
BRAKE WIRE (+)	WHITE/BLACK	Plug At Brake Pedal Switch
HORN TRIGGER (-)	LT.GREEN/BLUE	Harness At Steering Column
PARKING LIGHTS (+)	RED/BLACK	Plug At Driver Fuse Box
DOOR TRIGGER (-)	BLACK/WHITE	At Interior Light Switch
LEFT FRONT DOOR TRIGGER (-)	GREEN/ORANGE	In 10-Pin Light Green Plug At Fusebox On Driver's Side
RIGHT FRONT DOOR TRIGGER (-)	LT.GREEN/BLACK	In 10-Pin Light Green Plug At Fusebox On Driver's Side
LEFT REAR DOOR TRIGGER (-)	WHITE/ORANGE	In 20-Pin Light Green Plug At Fusebox On Passenger's Side
RIGHT REAR DOOR TRIGGER (-)	GREEN/WHITE	In 20-Pin Light Green Plug At Fusebox On Passenger's Side
DOME SUPERVISION (-)	LT.GREEN	At Interior Light Switch
REAR HATCH TRIGGER (-)	BLUE/BLACK or ORANGE	In 22-Pin Light Green Plug At Fusebox On Driver's Side
HOOD TRIGGER (-)	YELLOW or YELLOW/RED	At Hood Pin Switch
POWER DOOR LOCK (-)	BLACK/ORANGE	Large Green Harness At Passenger Fuse Box

**Notes:** Test door lock wires while pressing the passenger lock switch

POWER DOOR UNLOCK (-)	BLUE/ORANGE	Large Green Harness At Passenger Fuse Box
-----------------------	-------------	-------------------------------------------

**Notes:** Test door lock wires while pressing the passenger lock switch

INTERFACE	PART NUMBER	NOTES
LEFT FRONT WINDOW UP	RED/BLUE	At Window Switch Inside Driver's Door
LEFT FRONT WINDOW DOWN	RED/YELLOW	At Window Switch Inside Driver's Door
RIGHT FRONT WINDOW UP	BLUE/WHITE	At Window Switch Inside Right Front Door
RIGHT FRONT WINDOW DOWN	BLUE/RED	At Window Switch Inside Right Front Door
LEFT REAR WINDOW UP	BLUE/WHITE	At Window Switch Inside Left Rear Door
LEFT REAR WINDOW DOWN	BLUE/RED	At Window Switch Inside Left Rear Door
RIGHT REAR WINDOW UP	BLUE/WHITE	At Window Switch Inside Right Rear Door
RIGHT REAR WINDOW DOWN	BLUE/RED	At Window Switch Inside Right Rear Door

Immobilizer Bypass Module	DEI 556HW or DEI 556UW	Required when installing a remote start system
---------------------------	------------------------	------------------------------------------------

Please verify all part numbers before ordering.

AUDIO WIRING			
WIRE	COLOR	LOCATION	NOTES
RADIO CONSTANT	WHITE	Radio Harness	
RADIO GROUND	BLACK	Radio Harness	
RADIO SWITCHED	WHITE/RED	Radio Harness	
LEFT FRONT SPEAKER (+)	BLUE/GREEN	Radio Harness Or Speaker	
LEFT FRONT SPEAKER (-)	GRAY/BLACK	Radio Harness Or Speaker	
RIGHT FRONT SPEAKER (+)	RED/GREEN	Radio Harness Or Speaker	
RIGHT FRONT SPEAKER (-)	BROWN/BLACK	Radio Harness Or Speaker	
LEFT REAR SPEAKER (+)	BLUE/YELLOW	Radio Harness Or Speaker	
LEFT REAR SPEAKER (-)	GRAY/WHITE	Radio Harness Or Speaker	
RIGHT REAR SPEAKER (+)	RED/YELLOW	Radio Harness Or Speaker	
RIGHT REAR SPEAKER (-)	BROWN/WHITE	Radio Harness Or Speaker	
SUBWOOFER (+)	WHITE/GREEN	Radio Harness	
SUBWOOFER (-)	BLACK/WHITE	Radio Harness	

FRONT SPEAKERS SIZE	REAR SPEAKERS SIZE	AMP LOCATION	NOTES
6.5	6.5		

RADIO DASH KIT OPTIONS	RADIO WIRE HARNESS OPTIONS	ANTENNA ADAPTER OPTIONS
METRA 99-7861, SCOSCHE HA1703B	METRA 70-1721, SCOSCHE HA08B/BCB	METRA 40-HD10, SCOSCHE HAAB
Notes: Dash kit is for models without navigation		
Please verify all part numbers before ordering.		

### ALARM REMOTE START WIRING

WIRE	COLOR	LOCATION
12V CONSTANT WIRE	WHITE	Ignition Harness
STARTER WIRE 1	BLACK/WHITE	Ignition Harness
IGNITION WIRE 1	BLACK/YELLOW	Ignition Harness
ACCESSORY WIRE 1	YELLOW	Ignition Harness
ACCESSORY WIRE 2	WHITE/BLACK	Ignition Harness
FACTORY ALARM ARM (-)	BLUE/WHITE or BLUE/GREEN	In 20-Pin Light Green Plug At Fusebox On Passenger's Side

**Notes:** Test arm/disarm wires while turning key in passenger door

FACTORY ALARM DISARM (-)	BLACK/RED	In 20-Pin Light Green Plug At Fusebox On Passenger's Side
--------------------------	-----------	-----------------------------------------------------------

**Notes:** Test arm/disarm wires while turning key in passenger door

DISARM NO UNLOCK (-)	BLUE or BLACK/RED	Large Green Harness At Passenger Fuse Box
TACHOMETER	NOT BLACK or BLACK/WHITE	Ignition Coil
BRAKE WIRE (+)	WHITE/BLACK	Plug At Brake Pedal Switch
HORN TRIGGER (-)	LT.GREEN/BLUE	Harness At Steering Column
PARKING LIGHTS (+)	RED/BLACK	Plug At Driver Fuse Box
DOOR TRIGGER (-)	BLACK/WHITE	At Interior Light Switch
LEFT FRONT DOOR TRIGGER (-)	GREEN/ORANGE	In 10-Pin Light Green Plug At Fusebox On Driver's Side
RIGHT FRONT DOOR TRIGGER (-)	LT.GREEN/BLACK	In 10-Pin Light Green Plug At Fusebox On Driver's Side
LEFT REAR DOOR TRIGGER (-)	WHITE/ORANGE	In 20-Pin Light Green Plug At Fusebox On Passenger's Side
RIGHT REAR DOOR TRIGGER (-)	GREEN/WHITE	In 20-Pin Light Green Plug At Fusebox On Passenger's Side
DOME SUPERVISION (-)	LT.GREEN	At Interior Light Switch
REAR HATCH TRIGGER (-)	BLUE/BLACK or ORANGE	In 22-Pin Light Green Plug At Fusebox On Driver's Side
HOOD TRIGGER (-)	YELLOW or YELLOW/RED	At Hood Pin Switch
POWER DOOR LOCK (-)	BLACK/ORANGE	Large Green Harness At Passenger Fuse Box

**Notes:** Test door lock wires while pressing the passenger lock switch

POWER DOOR UNLOCK (-)	BLUE/ORANGE	Large Green Harness At Passenger Fuse Box
-----------------------	-------------	-------------------------------------------

**Notes:** Test door lock wires while pressing the passenger lock switch

INTERFACE	PART NUMBER	NOTES
Immobilizer Bypass Module	DEI 556HW or DEI 556UW	Required when installing a remote start system

Please verify all part numbers before ordering.

AUDIO WIRING			
WIRE	COLOR	LOCATION	NOTES
RADIO CONSTANT	WHITE	Radio Harness	
RADIO GROUND	BLACK	Radio Harness	
RADIO SWITCHED	WHITE/RED	Radio Harness	
LEFT FRONT SPEAKER (+)	BLUE/GREEN	Radio Harness Or Speaker	
LEFT FRONT SPEAKER (-)	GRAY/BLACK	Radio Harness Or Speaker	
RIGHT FRONT SPEAKER (+)	RED/GREEN	Radio Harness Or Speaker	
RIGHT FRONT SPEAKER (-)	BROWN/BLACK	Radio Harness Or Speaker	
LEFT REAR SPEAKER (+)	BLUE/YELLOW	Radio Harness Or Speaker	
LEFT REAR SPEAKER (-)	GRAY/WHITE	Radio Harness Or Speaker	
RIGHT REAR SPEAKER (+)	RED/YELLOW	Radio Harness Or Speaker	
RIGHT REAR SPEAKER (-)	BROWN/WHITE	Radio Harness Or Speaker	
SUBWOOFER (+)	WHITE/GREEN	Radio Harness	
SUBWOOFER (-)	BLACK/WHITE	Radio Harness	

FRONT SPEAKERS SIZE	REAR SPEAKERS SIZE	AMP LOCATION	NOTES
6.5	6.5		

RADIO DASH KIT OPTIONS	RADIO WIRE HARNESS OPTIONS	ANTENNA ADAPTER OPTIONS
METRA 99-7861, SCOSCHE HA1703B	METRA 70-1721, SCOSCHE HA08B/BCB	METRA 40-HD10, SCOSCHE HAAB
Notes: Dash kit is for models without navigation		
Please verify all part numbers before ordering.		

### ALARM REMOTE START WIRING

WIRE	COLOR	LOCATION
12V CONSTANT WIRE	WHITE	Ignition Harness
STARTER WIRE 1	BLACK/WHITE	Ignition Harness
IGNITION WIRE 1	BLACK/YELLOW	Ignition Harness
ACCESSORY WIRE 1	YELLOW	Ignition Harness
ACCESSORY WIRE 2	WHITE/BLACK	Ignition Harness
FACTORY ALARM ARM (-)	BLUE/WHITE or BLUE/GREEN	In 20-Pin Light Green Plug At Fusebox On Passenger's Side

**Notes:** Test arm/disarm wires while turning key in passenger door

FACTORY ALARM DISARM (-)	BLACK/RED	In 20-Pin Light Green Plug At Fusebox On Passenger's Side
--------------------------	-----------	-----------------------------------------------------------

**Notes:** Test arm/disarm wires while turning key in passenger door

DISARM NO UNLOCK (-)	BLUE or BLACK/RED	Large Green Harness At Passenger Fuse Box
TACHOMETER	NOT BLACK or BLACK/WHITE	Ignition Coil
BRAKE WIRE (+)	WHITE/BLACK	Plug At Brake Pedal Switch
HORN TRIGGER (-)	LT.GREEN/BLUE	Harness At Steering Column
PARKING LIGHTS (+)	RED/BLACK	Plug At Driver Fuse Box
DOOR TRIGGER (-)	BLACK/WHITE	At Interior Light Switch
LEFT FRONT DOOR TRIGGER (-)	GREEN/ORANGE	In 10-Pin Light Green Plug At Fusebox On Driver's Side
RIGHT FRONT DOOR TRIGGER (-)	LT.GREEN/BLACK	In 10-Pin Light Green Plug At Fusebox On Driver's Side
LEFT REAR DOOR TRIGGER (-)	WHITE/ORANGE	In 20-Pin Light Green Plug At Fusebox On Passenger's Side
RIGHT REAR DOOR TRIGGER (-)	GREEN/WHITE	In 20-Pin Light Green Plug At Fusebox On Passenger's Side
DOME SUPERVISION (-)	LT.GREEN	At Interior Light Switch
REAR HATCH TRIGGER (-)	BLUE/BLACK or ORANGE	In 22-Pin Light Green Plug At Fusebox On Driver's Side
HOOD TRIGGER (-)	YELLOW or YELLOW/RED	At Hood Pin Switch
POWER DOOR LOCK (-)	BLACK/ORANGE	Large Green Harness At Passenger Fuse Box

**Notes:** Test door lock wires while pressing the passenger lock switch

POWER DOOR UNLOCK (-)	BLUE/ORANGE	Large Green Harness At Passenger Fuse Box
-----------------------	-------------	-------------------------------------------

**Notes:** Test door lock wires while pressing the passenger lock switch

INTERFACE	PART NUMBER	NOTES
Immobilizer Bypass Module	DEI 556HW or DEI 556UW	Required when installing a remote start system

Please verify all part numbers before ordering.

AUDIO WIRING			
WIRE	COLOR	LOCATION	NOTES
RADIO CONSTANT	WHITE	Radio Harness	
RADIO GROUND	BLACK	Radio Harness	
RADIO SWITCHED	WHITE/RED	Radio Harness	
LEFT FRONT SPEAKER (+)	BLUE/GREEN	Radio Harness Or Speaker	
LEFT FRONT SPEAKER (-)	GRAY/BLACK	Radio Harness Or Speaker	
RIGHT FRONT SPEAKER (+)	RED/GREEN	Radio Harness Or Speaker	
RIGHT FRONT SPEAKER (-)	BROWN/BLACK	Radio Harness Or Speaker	
LEFT REAR SPEAKER (+)	BLUE/YELLOW	Radio Harness Or Speaker	
LEFT REAR SPEAKER (-)	GRAY/WHITE	Radio Harness Or Speaker	
RIGHT REAR SPEAKER (+)	RED/YELLOW	Radio Harness Or Speaker	
RIGHT REAR SPEAKER (-)	BROWN/WHITE	Radio Harness Or Speaker	
SUBWOOFER (+)	WHITE/GREEN	Radio Harness	
SUBWOOFER (-)	BLACK/WHITE	Radio Harness	

FRONT SPEAKERS SIZE	REAR SPEAKERS SIZE	AMP LOCATION	NOTES
6.5	6.5		

RADIO DASH KIT OPTIONS	RADIO WIRE HARNESS OPTIONS	ANTENNA ADAPTER OPTIONS
METRA 99-7861, SCOSCHE HA1703B	METRA 70-1721, SCOSCHE HA08B/BCB	METRA 40-HD10, SCOSCHE HAAB
Notes: Dash kit is for models without navigation		
Please verify all part numbers before ordering.		

### ALARM REMOTE START WIRING

WIRE	COLOR	LOCATION
12V CONSTANT WIRE	WHITE	Ignition Harness
STARTER WIRE 1	YELLOW	Ignition Harness
IGNITION WIRE 1	PINK	Ignition Harness
ACCESSORY WIRE 1	ORANGE	Ignition Harness
ACCESSORY WIRE 2	RED	Ignition Harness
FACTORY ALARM ARM (-)	PINK	At Window Switch In Driver Door
<b>Notes:</b> Test arm/disarm wires while turning key in driver door		
FACTORY ALARM DISARM (-)	WHITE	At Window Switch In Driver Door
<b>Notes:</b> Test arm/disarm wires while turning key in driver door		
TACHOMETER	Any wire NOT YELLOW/BLACK	Fuel Injector
BRAKE WIRE (+)	LIGHT BLUE	Plug At Brake Pedal Switch
HORN TRIGGER (-)	GRAY	Plug At Driver Fuse Box
PARKING LIGHTS (+)	GRAY	Plug At Driver Fuse Box
LEFT FRONT DOOR TRIGGER (-)	YELLOW	In 42-Pin Light Green Plug At Fusebox On Driver's Side
RIGHT FRONT DOOR TRIGGER (-)	LT.GREEN	In 42-Pin Light Green Plug At Fusebox On Driver's Side
LEFT REAR DOOR TRIGGER (-)	LT.BLUE	In 42-Pin Light Green Plug At Fusebox On Driver's Side
RIGHT REAR DOOR TRIGGER (-)	GRAY	In 42-Pin Light Green Plug At Fusebox On Driver's Side
DOME SUPERVISION (-)	PINK	In 2-Pin Gray Plug Above Driver's Kick Panel
REAR HATCH TRIGGER (-)	LIGHT GREEN	In 42-Pin Light Green Plug At Fusebox On Driver's Side
HOOD TRIGGER (-)	GREEN	In 42-Pin Light Green Plug At Fusebox On Driver's Side
POWER DOOR LOCK (-)	BLACK/ORANGE	Large Green Harness At Passenger Fuse Box
<b>Notes:</b> Test door lock wires while pressing the passenger lock switch		
POWER DOOR UNLOCK (-)	BLUE/ORANGE	Large Green Harness At Passenger Fuse Box
<b>Notes:</b> Test door lock wires while pressing the passenger lock switch		
SUNROOF OPEN (-)	WHITE	Switch
SUNROOF CLOSE (-)	BLUE	Switch
HEATED DRIVER SEAT LOW (-)	ORANGE	Switch
HEATED DRIVER SEAT HIGH (-)	GRAY	Switch
HEATED PASSENGER SEAT LOW (-)	GREEN	Switch
HEATED PASSENGER SEAT HIGHT(-)	YELLOW	Switch
TRUNK RELEASE (-)	ORANGE	Plug At Driver Fuse Box
<b>Notes:</b> Test hatch and rear glass release wires operating the rear handle.		
REAR GLASS RELEASE (-)	RED/BLACK	Plug At Driver Fuse Box
<b>Notes:</b> Test hatch and rear glass release wires operating the rear handle.		
INTERFACE	PART NUMBER	NOTES
Immobilizer Bypass Module	DEI 556UW	Required when installing a remote start system
Please verify all part numbers before ordering.		

Remote starter and security installations should be attempted by experienced security installers only. Information contained is accurate to the best of our knowledge and experience. Information contained is without any representation of warranty. It is the installer's responsibility to test and confirm all circuits with a digital multi-meter. Proper installation remains the responsibility of the installer. CarAlarmPros assumes no liability or responsibility resulting from an improper installation, even in reliance with the information contained in this guide.

AUDIO WIRING			
WIRE	COLOR	LOCATION	NOTES
RADIO CONSTANT	WHITE	Radio Harness	
RADIO GROUND	BLACK	Radio Harness	
RADIO SWITCHED	VIOLET	Radio Harness	
LEFT FRONT SPEAKER (+)	BLUE	Radio Harness Or Speaker	
LEFT FRONT SPEAKER (-)	RED	Radio Harness Or Speaker	
RIGHT FRONT SPEAKER (+)	RED	Radio Harness Or Speaker	
RIGHT FRONT SPEAKER (-)	BROWN	Radio Harness Or Speaker	
LEFT REAR SPEAKER (+)	RED	Radio Harness Or Speaker	
LEFT REAR SPEAKER (-)	BLUE	Radio Harness Or Speaker	
RIGHT REAR SPEAKER (+)	RED	Radio Harness Or Speaker	
RIGHT REAR SPEAKER (-)	BLUE	Radio Harness Or Speaker	

FRONT SPEAKERS SIZE	REAR SPEAKERS SIZE	AMP LOCATION	NOTES
6.5	6.5	Inside Passenger Quarter Panel	

RADIO DASH KIT OPTIONS	RADIO WIRE HARNESS OPTIONS	ANTENNA ADAPTER OPTIONS
METRA 99-7876, SCOSCHE HA1711B	METRA 70-1729, SCOSCHE HA11B	METRA 40-HD10, SCOSCHE HAAB

Please verify all part numbers before ordering.

### ALARM REMOTE START WIRING

WIRE	COLOR	LOCATION
12V CONSTANT WIRE	WHITE	Ignition Harness
STARTER WIRE 1	YELLOW	Ignition Harness
IGNITION WIRE 1	PINK	Ignition Harness
ACCESSORY WIRE 1	ORANGE	Ignition Harness
ACCESSORY WIRE 2	RED	Ignition Harness
FACTORY ALARM ARM (-)	PINK	At Window Switch In Driver Door
<b>Notes:</b> Test arm/disarm wires while turning key in driver door		
FACTORY ALARM DISARM (-)	WHITE	At Window Switch In Driver Door
<b>Notes:</b> Test arm/disarm wires while turning key in driver door		
TACHOMETER	Any wire NOT YELLOW/BLACK	Fuel Injector
BRAKE WIRE (+)	LIGHT BLUE	Plug At Brake Pedal Switch
HORN TRIGGER (-)	GRAY	Plug At Driver Fuse Box
PARKING LIGHTS (+)	GRAY	Plug At Driver Fuse Box
LEFT FRONT DOOR TRIGGER (-)	YELLOW	In 42-Pin Light Green Plug At Fusebox On Driver's Side
RIGHT FRONT DOOR TRIGGER (-)	LT.GREEN	In 42-Pin Light Green Plug At Fusebox On Driver's Side
LEFT REAR DOOR TRIGGER (-)	LT.BLUE	In 42-Pin Light Green Plug At Fusebox On Driver's Side
RIGHT REAR DOOR TRIGGER (-)	GRAY	In 42-Pin Light Green Plug At Fusebox On Driver's Side
DOME SUPERVISION (-)	PINK	In 2-Pin Gray Plug Above Driver's Kick Panel
REAR HATCH TRIGGER (-)	LIGHT GREEN	In 42-Pin Light Green Plug At Fusebox On Driver's Side
HOOD TRIGGER (-)	GREEN	In 42-Pin Light Green Plug At Fusebox On Driver's Side
POWER DOOR LOCK (-)	BLACK/ORANGE	Large Green Harness At Passenger Fuse Box
<b>Notes:</b> Test door lock wires while pressing the passenger lock switch		
POWER DOOR UNLOCK (-)	BLUE/ORANGE	Large Green Harness At Passenger Fuse Box
<b>Notes:</b> Test door lock wires while pressing the passenger lock switch		
SUNROOF OPEN (-)	WHITE	Switch
SUNROOF CLOSE (-)	BLUE	Switch
HEATED DRIVER SEAT LOW (-)	ORANGE	Switch
HEATED DRIVER SEAT HIGH (-)	GRAY	Switch
HEATED PASSENGER SEAT LOW (-)	GREEN	Switch
HEATED PASSENGER SEAT HIGHT(-)	YELLOW	Switch
TRUNK RELEASE (-)	ORANGE	Plug At Driver Fuse Box
<b>Notes:</b> Test hatch and rear glass release wires operating the rear handle.		
REAR GLASS RELEASE (-)	RED/BLACK	Plug At Driver Fuse Box
<b>Notes:</b> Test hatch and rear glass release wires operating the rear handle.		
INTERFACE	PART NUMBER	NOTES
Immobilizer Bypass Module	DEI 556UW	Required when installing a remote start system
Please verify all part numbers before ordering.		

AUDIO WIRING			
WIRE	COLOR	LOCATION	NOTES
RADIO CONSTANT	WHITE	Radio Harness	
RADIO GROUND	BLACK	Radio Harness	
RADIO SWITCHED	VIOLET	Radio Harness	
LEFT FRONT SPEAKER (+)	BLUE	Radio Harness Or Speaker	
LEFT FRONT SPEAKER (-)	RED	Radio Harness Or Speaker	
RIGHT FRONT SPEAKER (+)	RED	Radio Harness Or Speaker	
RIGHT FRONT SPEAKER (-)	BROWN	Radio Harness Or Speaker	
LEFT REAR SPEAKER (+)	RED	Radio Harness Or Speaker	
LEFT REAR SPEAKER (-)	BLUE	Radio Harness Or Speaker	
RIGHT REAR SPEAKER (+)	RED	Radio Harness Or Speaker	
RIGHT REAR SPEAKER (-)	BLUE	Radio Harness Or Speaker	

FRONT SPEAKERS SIZE	REAR SPEAKERS SIZE	AMP LOCATION	NOTES
6.5	6.5	Inside Passenger Quarter Panel	

RADIO DASH KIT OPTIONS	RADIO WIRE HARNESS OPTIONS	ANTENNA ADAPTER OPTIONS
METRA 99-7876, SCOSCHE HA1711B	METRA 70-1729, SCOSCHE HA11B	METRA 40-HD10, SCOSCHE HAAB

Please verify all part numbers before ordering.

### ALARM REMOTE START WIRING

WIRE	COLOR	LOCATION
12V CONSTANT WIRE	WHITE	Ignition Harness
STARTER WIRE 1	YELLOW	Ignition Harness
IGNITION WIRE 1	PINK	Ignition Harness
ACCESSORY WIRE 1	ORANGE	Ignition Harness
ACCESSORY WIRE 2	RED	Ignition Harness
FACTORY ALARM ARM (-)	PINK	At Window Switch In Driver Door
<b>Notes:</b> Test arm/disarm wires while turning key in driver door		
FACTORY ALARM DISARM (-)	WHITE	At Window Switch In Driver Door
<b>Notes:</b> Test arm/disarm wires while turning key in driver door		
TACHOMETER	Any wire NOT YELLOW/BLACK	Fuel Injector
BRAKE WIRE (+)	LIGHT BLUE	Plug At Brake Pedal Switch
HORN TRIGGER (-)	GRAY	Plug At Driver Fuse Box
PARKING LIGHTS (+)	GRAY	Plug At Driver Fuse Box
LEFT FRONT DOOR TRIGGER (-)	YELLOW	In 42-Pin Light Green Plug At Fusebox On Driver's Side
RIGHT FRONT DOOR TRIGGER (-)	LT.GREEN	In 42-Pin Light Green Plug At Fusebox On Driver's Side
LEFT REAR DOOR TRIGGER (-)	LT.BLUE	In 42-Pin Light Green Plug At Fusebox On Driver's Side
RIGHT REAR DOOR TRIGGER (-)	GRAY	In 42-Pin Light Green Plug At Fusebox On Driver's Side
DOMESUPERVISION (-)	PINK	In 2-Pin Gray Plug Above Driver's Kick Panel
REAR HATCH TRIGGER (-)	LIGHT GREEN	In 42-Pin Light Green Plug At Fusebox On Driver's Side
HOOD TRIGGER (-)	GREEN	In 42-Pin Light Green Plug At Fusebox On Driver's Side
POWER DOOR LOCK (-)	BLACK/ORANGE	Large Green Harness At Passenger Fuse Box
<b>Notes:</b> Test door lock wires while pressing the passenger lock switch		
POWER DOOR UNLOCK (-)	BLUE/ORANGE	Large Green Harness At Passenger Fuse Box
<b>Notes:</b> Test door lock wires while pressing the passenger lock switch		
SUNROOF OPEN (-)	WHITE	Switch
SUNROOF CLOSE (-)	BLUE	Switch
HEATED DRIVER SEAT LOW (-)	ORANGE	Switch
HEATED DRIVER SEAT HIGH (-)	GRAY	Switch
HEATED PASSENGER SEAT LOW (-)	GREEN	Switch
HEATED PASSENGER SEAT HIGHT(-)	YELLOW	Switch
TRUNK RELEASE (-)	ORANGE	Plug At Driver Fuse Box
<b>Notes:</b> Test hatch and rear glass release wires operating the rear handle.		
REAR GLASS RELEASE (-)	RED/BLACK	Plug At Driver Fuse Box
<b>Notes:</b> Test hatch and rear glass release wires operating the rear handle.		
INTERFACE	PART NUMBER	NOTES
Immobilizer Bypass Module	DEI 556UW	Required when installing a remote start system
Please verify all part numbers before ordering.		

Remote starter and security installations should be attempted by experienced security installers only. Information contained is accurate to the best of our knowledge and experience. Information contained is without any representation of warranty. It is the installer's responsibility to test and confirm all circuits with a digital multi-meter. Proper installation remains the responsibility of the installer. CarAlarmPros assumes no liability or responsibility resulting from an improper installation, even in reliance with the information contained in this guide.

AUDIO WIRING			
WIRE	COLOR	LOCATION	NOTES
RADIO CONSTANT	WHITE	Radio Harness	
RADIO GROUND	BLACK	Radio Harness	
RADIO SWITCHED	VIOLET	Radio Harness	
LEFT FRONT SPEAKER (+)	BLUE	Radio Harness Or Speaker	
LEFT FRONT SPEAKER (-)	RED	Radio Harness Or Speaker	
RIGHT FRONT SPEAKER (+)	RED	Radio Harness Or Speaker	
RIGHT FRONT SPEAKER (-)	BROWN	Radio Harness Or Speaker	
LEFT REAR SPEAKER (+)	RED	Radio Harness Or Speaker	
LEFT REAR SPEAKER (-)	BLUE	Radio Harness Or Speaker	
RIGHT REAR SPEAKER (+)	RED	Radio Harness Or Speaker	
RIGHT REAR SPEAKER (-)	BLUE	Radio Harness Or Speaker	

FRONT SPEAKERS SIZE	REAR SPEAKERS SIZE	AMP LOCATION	NOTES
6.5	6.5	Inside Passenger Quarter Panel	

RADIO DASH KIT OPTIONS	RADIO WIRE HARNESS OPTIONS	ANTENNA ADAPTER OPTIONS
METRA 99-7876, SCOSCHE HA1711B	METRA 70-1729, SCOSCHE HA11B	METRA 40-HD10, SCOSCHE HAAB

Please verify all part numbers before ordering.

### ALARM REMOTE START WIRING

WIRE	COLOR	LOCATION
12V CONSTANT WIRE	WHITE	Ignition Harness
STARTER WIRE 1	YELLOW	Ignition Harness
IGNITION WIRE 1	PINK	Ignition Harness
ACCESSORY WIRE 1	ORANGE	Ignition Harness
ACCESSORY WIRE 2	RED	Ignition Harness
FACTORY ALARM ARM (-)	PINK	At Window Switch In Driver Door
<b>Notes:</b> Test arm/disarm wires while turning key in driver door		
FACTORY ALARM DISARM (-)	WHITE	At Window Switch In Driver Door
<b>Notes:</b> Test arm/disarm wires while turning key in driver door		
TACHOMETER	Any wire NOT YELLOW/BLACK	Fuel Injector
BRAKE WIRE (+)	LIGHT BLUE	Plug At Brake Pedal Switch
HORN TRIGGER (-)	GRAY	Plug At Driver Fuse Box
PARKING LIGHTS (+)	GRAY	Plug At Driver Fuse Box
LEFT FRONT DOOR TRIGGER (-)	YELLOW	In 42-Pin Light Green Plug At Fusebox On Driver's Side
RIGHT FRONT DOOR TRIGGER (-)	LT.GREEN	In 42-Pin Light Green Plug At Fusebox On Driver's Side
LEFT REAR DOOR TRIGGER (-)	LT.BLUE	In 42-Pin Light Green Plug At Fusebox On Driver's Side
RIGHT REAR DOOR TRIGGER (-)	GRAY	In 42-Pin Light Green Plug At Fusebox On Driver's Side
DOME SUPERVISION (-)	PINK	In 2-Pin Gray Plug Above Driver's Kick Panel
REAR HATCH TRIGGER (-)	LIGHT GREEN	In 42-Pin Light Green Plug At Fusebox On Driver's Side
HOOD TRIGGER (-)	GREEN	In 42-Pin Light Green Plug At Fusebox On Driver's Side
POWER DOOR LOCK (-)	BLACK/ORANGE	Large Green Harness At Passenger Fuse Box
<b>Notes:</b> Test door lock wires while pressing the passenger lock switch		
POWER DOOR UNLOCK (-)	BLUE/ORANGE	Large Green Harness At Passenger Fuse Box
<b>Notes:</b> Test door lock wires while pressing the passenger lock switch		
SUNROOF OPEN (-)	WHITE	Switch
SUNROOF CLOSE (-)	BLUE	Switch
HEATED DRIVER SEAT LOW (-)	ORANGE	Switch
HEATED DRIVER SEAT HIGH (-)	GRAY	Switch
HEATED PASSENGER SEAT LOW (-)	GREEN	Switch
HEATED PASSENGER SEAT HIGHT(-)	YELLOW	Switch
TRUNK RELEASE (-)	ORANGE	Plug At Driver Fuse Box
<b>Notes:</b> Test hatch and rear glass release wires operating the rear handle.		
REAR GLASS RELEASE (-)	RED/BLACK	Plug At Driver Fuse Box
<b>Notes:</b> Test hatch and rear glass release wires operating the rear handle.		
INTERFACE	PART NUMBER	NOTES
Immobilizer Bypass Module	DEI 556UW	Required when installing a remote start system
Please verify all part numbers before ordering.		

Remote starter and security installations should be attempted by experienced security installers only. Information contained is accurate to the best of our knowledge and experience. Information contained is without any representation of warranty. It is the installer's responsibility to test and confirm all circuits with a digital multi-meter. Proper installation remains the responsibility of the installer. CarAlarmPros assumes no liability or responsibility resulting from an improper installation, even in reliance with the information contained in this guide.

AUDIO WIRING			
WIRE	COLOR	LOCATION	NOTES
RADIO CONSTANT	WHITE	Radio Harness	
RADIO GROUND	BLACK	Radio Harness	
RADIO SWITCHED	VIOLET	Radio Harness	
LEFT FRONT SPEAKER (+)	BLUE	Radio Harness Or Speaker	
LEFT FRONT SPEAKER (-)	RED	Radio Harness Or Speaker	
RIGHT FRONT SPEAKER (+)	RED	Radio Harness Or Speaker	
RIGHT FRONT SPEAKER (-)	BROWN	Radio Harness Or Speaker	
LEFT REAR SPEAKER (+)	RED	Radio Harness Or Speaker	
LEFT REAR SPEAKER (-)	BLUE	Radio Harness Or Speaker	
RIGHT REAR SPEAKER (+)	RED	Radio Harness Or Speaker	
RIGHT REAR SPEAKER (-)	BLUE	Radio Harness Or Speaker	

FRONT SPEAKERS SIZE	REAR SPEAKERS SIZE	AMP LOCATION	NOTES
6.5	6.5	Inside Passenger Quarter Panel	

RADIO DASH KIT OPTIONS	RADIO WIRE HARNESS OPTIONS	ANTENNA ADAPTER OPTIONS
METRA 99-7876, SCOSCHE HA1711B	METRA 70-1729, SCOSCHE HA11B	METRA 40-HD10, SCOSCHE HAAB

Please verify all part numbers before ordering.