




### ALARM REMOTE START WIRING

WIRE	COLOR	LOCATION
12V CONSTANT WIRE	WHITE	Ignition Harness
STARTER WIRE 1	BLUE/WHITE	Middle Blue Connector Left Of Steering Column
IGNITION WIRE 1	BLACK/YELLOW	Ignition Harness
IGNITION WIRE 2	BLACK/RED	Ignition Harness
ACCESSORY WIRE 2	WHITE/RED	Ignition Harness
TACHOMETER	BLUE	Small Connector Behind Fuse Box On Driver's Side Of Engine Bay
BRAKE WIRE (+)	WHITE/BLACK	Blue Connector Left Of Steering Column
HORN TRIGGER (-)	ORANGE	At Factory Keyless Module Behind Starter Button
PARKING LIGHTS (+)	RED/BLACK	At Factory Keyless Module Behind Starter Button
ALL DOOR TRIGGER (-)	BLACK/WHITE	At Factory Keyless Module Behind Starter Button
DOME SUPERVISION	Use Door Trigger	
TRUNK TRIGGER (-)	BLUE/BLACK	Gray Connector Close To Hood Release Latch In Driver's Kick Panel
POWER DOOR LOCK (5-wire)	PINK/BLACK	At Factory Keyless Module Behind Starter Button
POWER DOOR UNLOCK (5-wire )	PINK/BLUE and GREEN/BLUE	At Factory Keyless Module Behind Starter Button
TRUNK RELEASE (+)	BLACK/YELLOW	At Factory Keyless Module Behind Starter Button
LEFT FRONT WINDOW UP	RED/BLACK	At Driver Window Switch Inside Door
LEFT FRONT WINDOW DOWN	RED/YELLOW	At Driver Window Motor Switch Door
RIGHT FRONT WINDOW UP	RED/BLUE	Harness In Passenger Kick Panel
RIGHT FRONT WINDOW DOWN	RED	Harness In Passenger Kick Panel

INTERFACE	PART NUMBER	NOTES
Immobilizer Bypass Module	DEI 556UW	Required when installing a remote start system

Please verify all part numbers before ordering.

### ADDITIONAL NOTES



Remote starter and security installations should be attempted by experienced security installers only. Information contained is accurate to the best of our knowledge and experience. Information contained is without any representation of warranty. It is the installer's responsibility to test and confirm all circuits with a digital multi-meter. Proper installation remains the responsibility of the installer. CarAlarmPros assumes no liability or responsibility resulting from an improper installation, even in reliance with the information contained in this guide.

AUDIO WIRING			
WIRE	COLOR	LOCATION	NOTES
RADIO 12V	WHITE/BLUE	Radio	
12V SWITCHED	WHITE/RED	Radio	
RADIO GROUND	BLACK	Radio	
ILLUMINATION (+)	RED/BLACK	Radio	
POWER ANETNNA (+)	YELLOW/GREEN	Radio	
DIMMER (-)	RED	Radio	
LEFT FRONT SPEAKER (+)	GREEN/YELLOW	Radio Harness or Speaker	
LEFT FRONT SPEAKER (-)	GRAY/RED	Radio Harness or Speaker	
RIGHT FRONT SPEAKER (+)	GREEN/BLACK	Radio Harness or Speaker	
RIGHT FRONT SPEAKER (-)	LT.GREEN	Radio Harness or Speaker	
FRONT SPEAKERS SIZE	REAR SPEAKERS SIZE	AMP LOCATION	NOTES
6.5"			
RADIO DASH KIT OPTIONS		RADIO WIRE HARNESS OPTIONS	ANTENNA ADAPTER OPTIONS
Not required		METRA 70-1721, SCOSCHE HA08B/BCB	Not required
Please verify all part numbers before ordering.			



### ALARM REMOTE START WIRING

WIRE	COLOR	LOCATION
12V CONSTANT WIRE	WHITE	Ignition Harness
STARTER WIRE 1	BLUE/WHITE	Middle Blue Connector Left Of Steering Column
IGNITION WIRE 1	BLACK/YELLOW	Ignition Harness
IGNITION WIRE 2	BLACK/RED	Ignition Harness
ACCESSORY WIRE 2	WHITE/RED	Ignition Harness
TACHOMETER	BLUE	Small Connector Behind Fuse Box On Driver's Side Of Engine Bay
BRAKE WIRE (+)	WHITE/BLACK	Blue Connector Left Of Steering Column
HORN TRIGGER (-)	ORANGE	At Factory Keyless Module Behind Starter Button
PARKING LIGHTS (+)	RED/BLACK	At Factory Keyless Module Behind Starter Button
ALL DOOR TRIGGER (-)	BLACK/WHITE	At Factory Keyless Module Behind Starter Button
DOME SUPERVISION	Use Door Trigger	
TRUNK TRIGGER (-)	BLUE/BLACK	Gray Connector Close To Hood Release Latch In Driver's Kick Panel
POWER DOOR LOCK (5-wire)	PINK/BLACK	At Factory Keyless Module Behind Starter Button
POWER DOOR UNLOCK (5-wire )	PINK/BLUE and GREEN/BLUE	At Factory Keyless Module Behind Starter Button
TRUNK RELEASE (+)	BLACK/YELLOW	At Factory Keyless Module Behind Starter Button
LEFT FRONT WINDOW UP	RED/BLACK	At Driver Window Switch Inside Door
LEFT FRONT WINDOW DOWN	RED/YELLOW	At Driver Window Motor Switch Door
RIGHT FRONT WINDOW UP	RED/BLUE	Harness In Passenger Kick Panel
RIGHT FRONT WINDOW DOWN	RED	Harness In Passenger Kick Panel

INTERFACE	PART NUMBER	NOTES
Immobilizer Bypass Module	DEI 556UW	Required when installing a remote start system

Please verify all part numbers before ordering.

### ADDITIONAL NOTES



Remote starter and security installations should be attempted by experienced security installers only. Information contained is accurate to the best of our knowledge and experience. Information contained is without any representation of warranty. It is the installer's responsibility to test and confirm all circuits with a digital multi-meter. Proper installation remains the responsibility of the installer. CarAlarmPros assumes no liability or responsibility resulting from an improper installation, even in reliance with the information contained in this guide.

AUDIO WIRING			
WIRE	COLOR	LOCATION	NOTES
RADIO 12V	WHITE/BLUE	Radio	
12V SWITCHED	WHITE/RED	Radio	
RADIO GROUND	BLACK	Radio	
ILLUMINATION (+)	RED/BLACK	Radio	
POWER ANETNNA (+)	YELLOW/GREEN	Radio	
DIMMER (-)	RED	Radio	
LEFT FRONT SPEAKER (+)	GREEN/YELLOW	Radio Harness or Speaker	
LEFT FRONT SPEAKER (-)	GRAY/RED	Radio Harness or Speaker	
RIGHT FRONT SPEAKER (+)	GREEN/BLACK	Radio Harness or Speaker	
RIGHT FRONT SPEAKER (-)	LT.GREEN	Radio Harness or Speaker	
FRONT SPEAKERS SIZE	REAR SPEAKERS SIZE	AMP LOCATION	NOTES
6.5"			
RADIO DASH KIT OPTIONS		RADIO WIRE HARNESS OPTIONS	ANTENNA ADAPTER OPTIONS
Not required		METRA 70-1721, SCOSCHE HA08B/BCB	Not required
Please verify all part numbers before ordering.			




### ALARM REMOTE START WIRING

WIRE	COLOR	LOCATION
12V CONSTANT WIRE	WHITE	Ignition Harness
STARTER WIRE 1	BLUE/WHITE	Middle Blue Connector Left Of Steering Column
IGNITION WIRE 1	BLACK/YELLOW	Ignition Harness
IGNITION WIRE 2	BLACK/RED	Ignition Harness
ACCESSORY WIRE 2	WHITE/RED	Ignition Harness
TACHOMETER	BLUE	Small Connector Behind Fuse Box On Driver's Side Of Engine Bay
BRAKE WIRE (+)	WHITE/BLACK	Blue Connector Left Of Steering Column
HORN TRIGGER (-)	ORANGE	At Factory Keyless Module Behind Starter Button
PARKING LIGHTS (+)	RED/BLACK	At Factory Keyless Module Behind Starter Button
ALL DOOR TRIGGER (-)	BLACK/WHITE	At Factory Keyless Module Behind Starter Button
DOMESUPERVISION	Use Door Trigger	
TRUNK TRIGGER (-)	BLUE/BLACK	Gray Connector Close To Hood Release Latch In Driver's Kick Panel
POWER DOOR LOCK (5-wire)	PINK/BLACK	At Factory Keyless Module Behind Starter Button
POWER DOOR UNLOCK (5-wire )	PINK/BLUE and GREEN/BLUE	At Factory Keyless Module Behind Starter Button
TRUNK RELEASE (+)	BLACK/YELLOW	At Factory Keyless Module Behind Starter Button
LEFT FRONT WINDOW UP	RED/BLACK	At Driver Window Switch Inside Door
LEFT FRONT WINDOW DOWN	RED/YELLOW	At Driver Window Motor Switch Door
RIGHT FRONT WINDOW UP	RED/BLUE	Harness In Passenger Kick Panel
RIGHT FRONT WINDOW DOWN	RED	Harness In Passenger Kick Panel

INTERFACE	PART NUMBER	NOTES
Immobilizer Bypass Module	DEI 556UW	Required when installing a remote start system

Please verify all part numbers before ordering.

### ADDITIONAL NOTES



Remote starter and security installations should be attempted by experienced security installers only. Information contained is accurate to the best of our knowledge and experience. Information contained is without any representation of warranty. It is the installer's responsibility to test and confirm all circuits with a digital multi-meter. Proper installation remains the responsibility of the installer. CarAlarmPros assumes no liability or responsibility resulting from an improper installation, even in reliance with the information contained in this guide.

AUDIO WIRING			
WIRE	COLOR	LOCATION	NOTES
RADIO 12V	WHITE/BLUE	Radio	
12V SWITCHED	WHITE/RED	Radio	
RADIO GROUND	BLACK	Radio	
ILLUMINATION (+)	RED/BLACK	Radio	
POWER ANETNNA (+)	YELLOW/GREEN	Radio	
DIMMER (-)	RED	Radio	
LEFT FRONT SPEAKER (+)	GREEN/YELLOW	Radio Harness or Speaker	
LEFT FRONT SPEAKER (-)	GRAY/RED	Radio Harness or Speaker	
RIGHT FRONT SPEAKER (+)	GREEN/BLACK	Radio Harness or Speaker	
RIGHT FRONT SPEAKER (-)	LT.GREEN	Radio Harness or Speaker	
FRONT SPEAKERS SIZE	REAR SPEAKERS SIZE	AMP LOCATION	NOTES
6.5"			
RADIO DASH KIT OPTIONS		RADIO WIRE HARNESS OPTIONS	ANTENNA ADAPTER OPTIONS
Not required		METRA 70-1721, SCOSCHE HA08B/BCB	Not required
Please verify all part numbers before ordering.			




### ALARM REMOTE START WIRING

WIRE	COLOR	LOCATION
12V CONSTANT WIRE	WHITE	Ignition Harness
STARTER WIRE 1	BLUE/WHITE	Middle Blue Connector Left Of Steering Column
IGNITION WIRE 1	BLACK/YELLOW	Ignition Harness
IGNITION WIRE 2	BLACK/RED	Ignition Harness
ACCESSORY WIRE 2	WHITE/RED	Ignition Harness
TACHOMETER	BLUE	Small Connector Behind Fuse Box On Driver's Side Of Engine Bay
BRAKE WIRE (+)	WHITE/BLACK	Blue Connector Left Of Steering Column
HORN TRIGGER (-)	ORANGE	At Factory Keyless Module Behind Starter Button
PARKING LIGHTS (+)	RED/BLACK	At Factory Keyless Module Behind Starter Button
ALL DOOR TRIGGER (-)	BLACK/WHITE	At Factory Keyless Module Behind Starter Button
DOME SUPERVISION	Use Door Trigger	
TRUNK TRIGGER (-)	BLUE/BLACK	Gray Connector Close To Hood Release Latch In Driver's Kick Panel
POWER DOOR LOCK (5-wire)	PINK/BLACK	At Factory Keyless Module Behind Starter Button
POWER DOOR UNLOCK (5-wire )	PINK/BLUE and GREEN/BLUE	At Factory Keyless Module Behind Starter Button
TRUNK RELEASE (+)	BLACK/YELLOW	At Factory Keyless Module Behind Starter Button
LEFT FRONT WINDOW UP	RED/BLACK	At Driver Window Switch Inside Door
LEFT FRONT WINDOW DOWN	RED/YELLOW	At Driver Window Motor Switch Door
RIGHT FRONT WINDOW UP	RED/BLUE	Harness In Passenger Kick Panel
RIGHT FRONT WINDOW DOWN	RED	Harness In Passenger Kick Panel

INTERFACE	PART NUMBER	NOTES
Immobilizer Bypass Module	DEI 556UW	Required when installing a remote start system

Please verify all part numbers before ordering.

### ADDITIONAL NOTES



Remote starter and security installations should be attempted by experienced security installers only. Information contained is accurate to the best of our knowledge and experience. Information contained is without any representation of warranty. It is the installer's responsibility to test and confirm all circuits with a digital multi-meter. Proper installation remains the responsibility of the installer. CarAlarmPros assumes no liability or responsibility resulting from an improper installation, even in reliance with the information contained in this guide.

AUDIO WIRING			
WIRE	COLOR	LOCATION	NOTES
RADIO 12V	WHITE/BLUE	Radio	
12V SWITCHED	WHITE/RED	Radio	
RADIO GROUND	BLACK	Radio	
ILLUMINATION (+)	RED/BLACK	Radio	
POWER ANETNNA (+)	YELLOW/GREEN	Radio	
DIMMER (-)	RED	Radio	
LEFT FRONT SPEAKER (+)	GREEN/YELLOW	Radio Harness or Speaker	
LEFT FRONT SPEAKER (-)	GRAY/RED	Radio Harness or Speaker	
RIGHT FRONT SPEAKER (+)	GREEN/BLACK	Radio Harness or Speaker	
RIGHT FRONT SPEAKER (-)	LT.GREEN	Radio Harness or Speaker	
FRONT SPEAKERS SIZE	REAR SPEAKERS SIZE	AMP LOCATION	NOTES
6.5"			
RADIO DASH KIT OPTIONS		RADIO WIRE HARNESS OPTIONS	ANTENNA ADAPTER OPTIONS
Not required		METRA 70-1721, SCOSCHE HA08B/BCB	Not required
Please verify all part numbers before ordering.			



### ALARM REMOTE START WIRING

WIRE	COLOR	LOCATION
12V CONSTANT WIRE	WHITE	Ignition Harness
STARTER WIRE 1	BLUE/WHITE	Middle Blue Connector Left Of Steering Column
IGNITION WIRE 1	BLACK/YELLOW	Ignition Harness
IGNITION WIRE 2	BLACK/RED	Ignition Harness
ACCESSORY WIRE 2	WHITE/RED	Ignition Harness
TACHOMETER	BLUE	Small Connector Behind Fuse Box On Driver's Side Of Engine Bay
BRAKE WIRE (+)	WHITE/BLACK	Blue Connector Left Of Steering Column
HORN TRIGGER (-)	ORANGE	At Factory Keyless Module Behind Starter Button
PARKING LIGHTS (+)	RED/BLACK	At Factory Keyless Module Behind Starter Button
ALL DOOR TRIGGER (-)	BLACK/WHITE	At Factory Keyless Module Behind Starter Button
DOME SUPERVISION	Use Door Trigger	
TRUNK TRIGGER (-)	BLUE/BLACK	Gray Connector Close To Hood Release Latch In Driver's Kick Panel
POWER DOOR LOCK (5-wire)	PINK/BLACK	At Factory Keyless Module Behind Starter Button
POWER DOOR UNLOCK (5-wire )	PINK/BLUE and GREEN/BLUE	At Factory Keyless Module Behind Starter Button
TRUNK RELEASE (+)	BLACK/YELLOW	At Factory Keyless Module Behind Starter Button
LEFT FRONT WINDOW UP	RED/BLACK	At Driver Window Switch Inside Door
LEFT FRONT WINDOW DOWN	RED/YELLOW	At Driver Window Motor Switch Door
RIGHT FRONT WINDOW UP	RED/BLUE	Harness In Passenger Kick Panel
RIGHT FRONT WINDOW DOWN	RED	Harness In Passenger Kick Panel

INTERFACE	PART NUMBER	NOTES
Immobilizer Bypass Module	DEI 556UW	Required when installing a remote start system

Please verify all part numbers before ordering.

### ADDITIONAL NOTES



Remote starter and security installations should be attempted by experienced security installers only. Information contained is accurate to the best of our knowledge and experience. Information contained is without any representation of warranty. It is the installer's responsibility to test and confirm all circuits with a digital multi-meter. Proper installation remains the responsibility of the installer. CarAlarmPros assumes no liability or responsibility resulting from an improper installation, even in reliance with the information contained in this guide.

AUDIO WIRING			
WIRE	COLOR	LOCATION	NOTES
RADIO 12V	WHITE/BLUE	Radio	
12V SWITCHED	WHITE/RED	Radio	
RADIO GROUND	BLACK	Radio	
ILLUMINATION (+)	RED/BLACK	Radio	
POWER ANETNNA (+)	YELLOW/GREEN	Radio	
DIMMER (-)	RED	Radio	
LEFT FRONT SPEAKER (+)	GREEN/YELLOW	Radio Harness or Speaker	
LEFT FRONT SPEAKER (-)	GRAY/RED	Radio Harness or Speaker	
RIGHT FRONT SPEAKER (+)	GREEN/BLACK	Radio Harness or Speaker	
RIGHT FRONT SPEAKER (-)	LT.GREEN	Radio Harness or Speaker	
FRONT SPEAKERS SIZE	REAR SPEAKERS SIZE	AMP LOCATION	NOTES
6.5"			
RADIO DASH KIT OPTIONS	RADIO WIRE HARNESS OPTIONS		ANTENNA ADAPTER OPTIONS
Not required	METRA 70-1721, SCOSCHE HA08B/BCB		Not required
Please verify all part numbers before ordering.			




### ALARM REMOTE START WIRING

WIRE	COLOR	LOCATION
12V CONSTANT WIRE	WHITE	Ignition Harness
STARTER WIRE 1	BLUE/WHITE	Middle Blue Connector Left Of Steering Column
IGNITION WIRE 1	BLACK/YELLOW	Ignition Harness
IGNITION WIRE 2	BLACK/RED	Ignition Harness
ACCESSORY WIRE 2	WHITE/RED	Ignition Harness
TACHOMETER	BLUE	Small Connector Behind Fuse Box On Driver's Side Of Engine Bay
BRAKE WIRE (+)	WHITE/BLACK	Blue Connector Left Of Steering Column
HORN TRIGGER (-)	ORANGE	At Factory Keyless Module Behind Starter Button
PARKING LIGHTS (+)	RED/BLACK	At Factory Keyless Module Behind Starter Button
ALL DOOR TRIGGER (-)	BLACK/WHITE	At Factory Keyless Module Behind Starter Button
DOME SUPERVISION	Use Door Trigger	
TRUNK TRIGGER (-)	BLUE/BLACK	Gray Connector Close To Hood Release Latch In Driver's Kick Panel
POWER DOOR LOCK (5-wire)	PINK/BLACK	At Factory Keyless Module Behind Starter Button
POWER DOOR UNLOCK (5-wire )	PINK/BLUE and GREEN/BLUE	At Factory Keyless Module Behind Starter Button
TRUNK RELEASE (+)	BLACK/YELLOW	At Factory Keyless Module Behind Starter Button
LEFT FRONT WINDOW UP	RED/BLACK	At Driver Window Switch Inside Door
LEFT FRONT WINDOW DOWN	RED/YELLOW	At Driver Window Motor Switch Door
RIGHT FRONT WINDOW UP	RED/BLUE	Harness In Passenger Kick Panel
RIGHT FRONT WINDOW DOWN	RED	Harness In Passenger Kick Panel

INTERFACE	PART NUMBER	NOTES
Immobilizer Bypass Module	DEI 556UW	Required when installing a remote start system

Please verify all part numbers before ordering.

### ADDITIONAL NOTES



Remote starter and security installations should be attempted by experienced security installers only. Information contained is accurate to the best of our knowledge and experience. Information contained is without any representation of warranty. It is the installer's responsibility to test and confirm all circuits with a digital multi-meter. Proper installation remains the responsibility of the installer. CarAlarmPros assumes no liability or responsibility resulting from an improper installation, even in reliance with the information contained in this guide.

AUDIO WIRING			
WIRE	COLOR	LOCATION	NOTES
RADIO 12V	WHITE/BLUE	Radio	
12V SWITCHED	WHITE/RED	Radio	
RADIO GROUND	BLACK	Radio	
ILLUMINATION (+)	RED/BLACK	Radio	
POWER ANETNNA (+)	YELLOW/GREEN	Radio	
DIMMER (-)	RED	Radio	
LEFT FRONT SPEAKER (+)	GREEN/YELLOW	Radio Harness or Speaker	
LEFT FRONT SPEAKER (-)	GRAY/RED	Radio Harness or Speaker	
RIGHT FRONT SPEAKER (+)	GREEN/BLACK	Radio Harness or Speaker	
RIGHT FRONT SPEAKER (-)	LT.GREEN	Radio Harness or Speaker	
FRONT SPEAKERS SIZE	REAR SPEAKERS SIZE	AMP LOCATION	NOTES
6.5"			
RADIO DASH KIT OPTIONS		RADIO WIRE HARNESS OPTIONS	ANTENNA ADAPTER OPTIONS
Not required		METRA 70-1721, SCOSCHE HA08B/BCB	Not required
Please verify all part numbers before ordering.			




### ALARM REMOTE START WIRING

WIRE	COLOR	LOCATION
12V CONSTANT WIRE	WHITE	Ignition Harness
STARTER WIRE 1	BLUE/WHITE	Middle Blue Connector Left Of Steering Column
IGNITION WIRE 1	BLACK/YELLOW	Ignition Harness
IGNITION WIRE 2	BLACK/RED	Ignition Harness
ACCESSORY WIRE 2	WHITE/RED	Ignition Harness
TACHOMETER	BLUE	Small Connector Behind Fuse Box On Driver's Side Of Engine Bay
BRAKE WIRE (+)	WHITE/BLACK	Blue Connector Left Of Steering Column
HORN TRIGGER (-)	ORANGE	At Factory Keyless Module Behind Starter Button
PARKING LIGHTS (+)	RED/BLACK	At Factory Keyless Module Behind Starter Button
ALL DOOR TRIGGER (-)	BLACK/WHITE	At Factory Keyless Module Behind Starter Button
DOME SUPERVISION	Use Door Trigger	
TRUNK TRIGGER (-)	BLUE/BLACK	Gray Connector Close To Hood Release Latch In Driver's Kick Panel
POWER DOOR LOCK (5-wire)	PINK/BLACK	At Factory Keyless Module Behind Starter Button
POWER DOOR UNLOCK (5-wire )	PINK/BLUE and GREEN/BLUE	At Factory Keyless Module Behind Starter Button
TRUNK RELEASE (+)	BLACK/YELLOW	At Factory Keyless Module Behind Starter Button
LEFT FRONT WINDOW UP	RED/BLACK	At Driver Window Switch Inside Door
LEFT FRONT WINDOW DOWN	RED/YELLOW	At Driver Window Motor Switch Door
RIGHT FRONT WINDOW UP	RED/BLUE	Harness In Passenger Kick Panel
RIGHT FRONT WINDOW DOWN	RED	Harness In Passenger Kick Panel

INTERFACE	PART NUMBER	NOTES
Immobilizer Bypass Module	DEI 556UW	Required when installing a remote start system

Please verify all part numbers before ordering.

### ADDITIONAL NOTES



Remote starter and security installations should be attempted by experienced security installers only. Information contained is accurate to the best of our knowledge and experience. Information contained is without any representation of warranty. It is the installer's responsibility to test and confirm all circuits with a digital multi-meter. Proper installation remains the responsibility of the installer. CarAlarmPros assumes no liability or responsibility resulting from an improper installation, even in reliance with the information contained in this guide.

AUDIO WIRING			
WIRE	COLOR	LOCATION	NOTES
RADIO 12V	WHITE/BLUE	Radio	
12V SWITCHED	WHITE/RED	Radio	
RADIO GROUND	BLACK	Radio	
ILLUMINATION (+)	RED/BLACK	Radio	
POWER ANETNNA (+)	YELLOW/GREEN	Radio	
DIMMER (-)	RED	Radio	
LEFT FRONT SPEAKER (+)	GREEN/YELLOW	Radio Harness or Speaker	
LEFT FRONT SPEAKER (-)	GRAY/RED	Radio Harness or Speaker	
RIGHT FRONT SPEAKER (+)	GREEN/BLACK	Radio Harness or Speaker	
RIGHT FRONT SPEAKER (-)	LT.GREEN	Radio Harness or Speaker	
FRONT SPEAKERS SIZE	REAR SPEAKERS SIZE	AMP LOCATION	NOTES
6.5"			
RADIO DASH KIT OPTIONS	RADIO WIRE HARNESS OPTIONS		ANTENNA ADAPTER OPTIONS
Not required	METRA 70-1721, SCOSCHE HA08B/BCB		Not required
Please verify all part numbers before ordering.			



### ALARM REMOTE START WIRING

WIRE	COLOR	LOCATION
12V CONSTANT WIRE	WHITE	Ignition Harness
STARTER WIRE 1	BLUE/WHITE	Middle Blue Connector Left Of Steering Column
IGNITION WIRE 1	BLACK/YELLOW	Ignition Harness
IGNITION WIRE 2	BLACK/RED	Ignition Harness
ACCESSORY WIRE 2	WHITE/RED	Ignition Harness
TACHOMETER	BLUE	Small Connector Behind Fuse Box On Driver's Side Of Engine Bay
BRAKE WIRE (+)	WHITE/BLACK	Blue Connector Left Of Steering Column
HORN TRIGGER (-)	ORANGE	At Factory Keyless Module Behind Starter Button
PARKING LIGHTS (+)	RED/BLACK	At Factory Keyless Module Behind Starter Button
ALL DOOR TRIGGER (-)	BLACK/WHITE	At Factory Keyless Module Behind Starter Button
DOME SUPERVISION	Use Door Trigger	
TRUNK TRIGGER (-)	BLUE/BLACK	Gray Connector Close To Hood Release Latch In Driver's Kick Panel
POWER DOOR LOCK (5-wire)	PINK/BLACK	At Factory Keyless Module Behind Starter Button
POWER DOOR UNLOCK (5-wire )	PINK/BLUE and GREEN/BLUE	At Factory Keyless Module Behind Starter Button
TRUNK RELEASE (+)	BLACK/YELLOW	At Factory Keyless Module Behind Starter Button
LEFT FRONT WINDOW UP	RED/BLACK	At Driver Window Switch Inside Door
LEFT FRONT WINDOW DOWN	RED/YELLOW	At Driver Window Motor Switch Door
RIGHT FRONT WINDOW UP	RED/BLUE	Harness In Passenger Kick Panel
RIGHT FRONT WINDOW DOWN	RED	Harness In Passenger Kick Panel

INTERFACE	PART NUMBER	NOTES
Immobilizer Bypass Module	DEI 556UW	Required when installing a remote start system

Please verify all part numbers before ordering.

### ADDITIONAL NOTES



Remote starter and security installations should be attempted by experienced security installers only. Information contained is accurate to the best of our knowledge and experience. Information contained is without any representation of warranty. It is the installer's responsibility to test and confirm all circuits with a digital multi-meter. Proper installation remains the responsibility of the installer. CarAlarmPros assumes no liability or responsibility resulting from an improper installation, even in reliance with the information contained in this guide.

AUDIO WIRING			
WIRE	COLOR	LOCATION	NOTES
RADIO 12V	WHITE/BLUE	Radio	
12V SWITCHED	WHITE/RED	Radio	
RADIO GROUND	BLACK	Radio	
ILLUMINATION (+)	RED/BLACK	Radio	
POWER ANETNNA (+)	YELLOW/GREEN	Radio	
DIMMER (-)	RED	Radio	
LEFT FRONT SPEAKER (+)	GREEN/YELLOW	Radio Harness or Speaker	
LEFT FRONT SPEAKER (-)	GRAY/RED	Radio Harness or Speaker	
RIGHT FRONT SPEAKER (+)	GREEN/BLACK	Radio Harness or Speaker	
RIGHT FRONT SPEAKER (-)	LT.GREEN	Radio Harness or Speaker	
FRONT SPEAKERS SIZE	REAR SPEAKERS SIZE	AMP LOCATION	NOTES
6.5"			
RADIO DASH KIT OPTIONS		RADIO WIRE HARNESS OPTIONS	ANTENNA ADAPTER OPTIONS
Not required		METRA 70-1721, SCOSCHE HA08B/BCB	Not required
Please verify all part numbers before ordering.			




### ALARM REMOTE START WIRING

WIRE	COLOR	LOCATION
12V CONSTANT WIRE	WHITE	Ignition Harness
STARTER WIRE 1	BLUE/WHITE	Middle Blue Connector Left Of Steering Column
IGNITION WIRE 1	BLACK/YELLOW	Ignition Harness
IGNITION WIRE 2	BLACK/RED	Ignition Harness
ACCESSORY WIRE 2	WHITE/RED	Ignition Harness
TACHOMETER	BLUE	Small Connector Behind Fuse Box On Driver's Side Of Engine Bay
BRAKE WIRE (+)	WHITE/BLACK	Blue Connector Left Of Steering Column
HORN TRIGGER (-)	ORANGE	At Factory Keyless Module Behind Starter Button
PARKING LIGHTS (+)	RED/BLACK	At Factory Keyless Module Behind Starter Button
ALL DOOR TRIGGER (-)	BLACK/WHITE	At Factory Keyless Module Behind Starter Button
DOME SUPERVISION	Use Door Trigger	
TRUNK TRIGGER (-)	BLUE/BLACK	Gray Connector Close To Hood Release Latch In Driver's Kick Panel
POWER DOOR LOCK (5-wire)	PINK/BLACK	At Factory Keyless Module Behind Starter Button
POWER DOOR UNLOCK (5-wire )	PINK/BLUE and GREEN/BLUE	At Factory Keyless Module Behind Starter Button
TRUNK RELEASE (+)	BLACK/YELLOW	At Factory Keyless Module Behind Starter Button
LEFT FRONT WINDOW UP	RED/BLACK	At Driver Window Switch Inside Door
LEFT FRONT WINDOW DOWN	RED/YELLOW	At Driver Window Motor Switch Door
RIGHT FRONT WINDOW UP	RED/BLUE	Harness In Passenger Kick Panel
RIGHT FRONT WINDOW DOWN	RED	Harness In Passenger Kick Panel

INTERFACE	PART NUMBER	NOTES
Immobilizer Bypass Module	DEI 556UW	Required when installing a remote start system

Please verify all part numbers before ordering.

### ADDITIONAL NOTES



Remote starter and security installations should be attempted by experienced security installers only. Information contained is accurate to the best of our knowledge and experience. Information contained is without any representation of warranty. It is the installer's responsibility to test and confirm all circuits with a digital multi-meter. Proper installation remains the responsibility of the installer. CarAlarmPros assumes no liability or responsibility resulting from an improper installation, even in reliance with the information contained in this guide.

AUDIO WIRING			
WIRE	COLOR	LOCATION	NOTES
RADIO 12V	WHITE/BLUE	Radio	
12V SWITCHED	WHITE/RED	Radio	
RADIO GROUND	BLACK	Radio	
ILLUMINATION (+)	RED/BLACK	Radio	
POWER ANETNNA (+)	YELLOW/GREEN	Radio	
DIMMER (-)	RED	Radio	
LEFT FRONT SPEAKER (+)	GREEN/YELLOW	Radio Harness or Speaker	
LEFT FRONT SPEAKER (-)	GRAY/RED	Radio Harness or Speaker	
RIGHT FRONT SPEAKER (+)	GREEN/BLACK	Radio Harness or Speaker	
RIGHT FRONT SPEAKER (-)	LT.GREEN	Radio Harness or Speaker	
FRONT SPEAKERS SIZE	REAR SPEAKERS SIZE	AMP LOCATION	NOTES
6.5"			
RADIO DASH KIT OPTIONS		RADIO WIRE HARNESS OPTIONS	ANTENNA ADAPTER OPTIONS
Not required		METRA 70-1721, SCOSCHE HA08B/BCB	Not required
Please verify all part numbers before ordering.			




### ALARM REMOTE START WIRING

WIRE	COLOR	LOCATION
12V CONSTANT WIRE	WHITE	Ignition Harness
STARTER WIRE 1	BLUE/WHITE	Middle Blue Connector Left Of Steering Column
IGNITION WIRE 1	BLACK/YELLOW	Ignition Harness
IGNITION WIRE 2	BLACK/RED	Ignition Harness
ACCESSORY WIRE 2	WHITE/RED	Ignition Harness
TACHOMETER	BLUE	Small Connector Behind Fuse Box On Driver's Side Of Engine Bay
BRAKE WIRE (+)	WHITE/BLACK	Blue Connector Left Of Steering Column
HORN TRIGGER (-)	ORANGE	At Factory Keyless Module Behind Starter Button
PARKING LIGHTS (+)	RED/BLACK	At Factory Keyless Module Behind Starter Button
ALL DOOR TRIGGER (-)	BLACK/WHITE	At Factory Keyless Module Behind Starter Button
DOME SUPERVISION	Use Door Trigger	
TRUNK TRIGGER (-)	BLUE/BLACK	Gray Connector Close To Hood Release Latch In Driver's Kick Panel
POWER DOOR LOCK (5-wire)	PINK/BLACK	At Factory Keyless Module Behind Starter Button
POWER DOOR UNLOCK (5-wire )	PINK/BLUE and GREEN/BLUE	At Factory Keyless Module Behind Starter Button
TRUNK RELEASE (+)	BLACK/YELLOW	At Factory Keyless Module Behind Starter Button
LEFT FRONT WINDOW UP	RED/BLACK	At Driver Window Switch Inside Door
LEFT FRONT WINDOW DOWN	RED/YELLOW	At Driver Window Motor Switch Door
RIGHT FRONT WINDOW UP	RED/BLUE	Harness In Passenger Kick Panel
RIGHT FRONT WINDOW DOWN	RED	Harness In Passenger Kick Panel

INTERFACE	PART NUMBER	NOTES
Immobilizer Bypass Module	DEI 556UW	Required when installing a remote start system

Please verify all part numbers before ordering.

### ADDITIONAL NOTES



Remote starter and security installations should be attempted by experienced security installers only. Information contained is accurate to the best of our knowledge and experience. Information contained is without any representation of warranty. It is the installer's responsibility to test and confirm all circuits with a digital multi-meter. Proper installation remains the responsibility of the installer. CarAlarmPros assumes no liability or responsibility resulting from an improper installation, even in reliance with the information contained in this guide.

AUDIO WIRING			
WIRE	COLOR	LOCATION	NOTES
RADIO 12V	WHITE/BLUE	Radio	
12V SWITCHED	WHITE/RED	Radio	
RADIO GROUND	BLACK	Radio	
ILLUMINATION (+)	RED/BLACK	Radio	
POWER ANETNNA (+)	YELLOW/GREEN	Radio	
DIMMER (-)	RED	Radio	
LEFT FRONT SPEAKER (+)	GREEN/YELLOW	Radio Harness or Speaker	
LEFT FRONT SPEAKER (-)	GRAY/RED	Radio Harness or Speaker	
RIGHT FRONT SPEAKER (+)	GREEN/BLACK	Radio Harness or Speaker	
RIGHT FRONT SPEAKER (-)	LT.GREEN	Radio Harness or Speaker	
FRONT SPEAKERS SIZE	REAR SPEAKERS SIZE	AMP LOCATION	NOTES
6.5"			
RADIO DASH KIT OPTIONS		RADIO WIRE HARNESS OPTIONS	ANTENNA ADAPTER OPTIONS
Not required		METRA 70-1721, SCOSCHE HA08B/BCB	Not required
Please verify all part numbers before ordering.			