

ALARM REMOTE START WIRING

WIRE	COLOR	LOCATION
12V CONSTANT WIRE	RED OR PINK/BLACK	Ignition Harness
STARTER WIRE	YELLOW	Ignition Harness
IGNITION WIRE	DK. BLUE	Ignition Harness
ACCESSORY WIRE	BLACK/ORANGE	Ignition Harness
SECOND ACCESSORY WIRE	BLACK/WHITE	Ignition Harness
POWER DOOR LOCK AND UNLOCK	PINK/PURPLE	Harness At Rear Of Fuse Box In Top Left Corner
Notes: Lock is a negative trigger through a 1400 ohm resistor. Unlock is a negative trigger through a 426 ohm resistor. Relays must be used.		
PARKING LIGHTS (+)	DO NOT USE	DO NOT USE
PARKING LIGHTS (LT.GREEN/ORANGE	In Large Harness At Steering Column
Notes: Parking lights are a negative trigger through a 910 ohm resistor. A relay must be used		
DRIVER DOOR TRIGGER WIRE (-)	TAN	In Blue Connector To The Right Of The Steering Column
PASSENGER DOORS TRIGGER (-)	TAN/WHITE	In Blue Connector To The Right Of The Steering Column
REAR HATCH TRIGGER (-)	TAN/BLACK	In 26-pin Gray Connector Behind Fuse Box At Top Right Corner
REAR GLASS TRIGGER (-)	YELLOW/WHITE	In 26-pin Gray Connector Behind Fuse Box At Top Right Corner
REAR HATCH RELEASE (-)	ORANGE/PINK	In 26-pin Gray Connector Behind Fuse Box At Top Right Corner
FACTORY ALARM ARM	Arms with factory remote or when the lock switch is pressed with driver's door open	
FACTORY ALARM DISARM	LT. GREEN/ORANGE	In 22-pin Gray Connector Behind Fuse Box At Top Right Corner
Notes: Factory alarm disarm is a negative trigger through a 473 Ohm resistor. A resistor must be used.		
TACHOMETER WIRE	Use any wire that is NOT GREEN/ORANGE or ORANGE/GREEN	At Fuel Injector
BRAKE WIRE (+)	WHITE/TAN	At Brake Pedal Switch
HORN TRIGGER (-)	BLACK/RED	In Large Harness At Steering Column
LEFT FRONT WINDOW UP	LT BLUE	At Center Console Window Switch
LEFT FRONT WINDOW DOWN	WHITE	At Center Console Window Switch
RIGHT FRONT WINDOW UP	BROWN	At Center Console Window Switch
RIGHT FRONT WINDOW DOWN	PURPLE/WHITE	At Center Console Window Switch
LEFT REAR WINDOW UP	RED/BLACK	At Center Console Window Switch
LEFT REAR WINDOW DOWN	BLUE/WHITE	At Center Console Window Switch
RIGHT REAR WINDOW UP	GREEN/WHITE	At Center Console Window Switch
RIGHT REAR WINDOW DOWN	GRAY/BLACK	At Center Console Window Switch

INTERFACE	PART NUMBER	NOTES
Door Lock Interface	DEI 456LW	Optional when interfacing with door locks
Sentry Key Immobilizer Bypass Module	DEI 555CW or DEI 556UW	Required when installing a remote start system

Please verify all part numbers before ordering.

Remote starter and security installations should be attempted by experienced security installers only. Information contained is accurate to the best of our knowledge and experience. Information contained is without any representation of warranty. It is the installer's responsibility to test and confirm all circuits with a digital multi-meter. Proper installation remains the responsibility of the installer. CarAlarmPros assumes no liability or responsibility resulting from an improper installation, even in reliance with the information contained in this guide.

AUDIO WIRING			
WIRE	COLOR	LOCATION	NOTES
RADIO 12V	PINK	Radio Harness	
RADIO SWITCHED	ORANGE/RED	Radio Harness	
RADIO GROUND	BLACK	Radio Harness	
ILLUMINATION (+)	ORANGE/RED	Radio Harness	
POWER ANTENNA (+)		Radio Harness	
AMP TURN ON (+)	LT. GREEN	Radio Harness	
LEFT FRONT SPEAKER(+)	DARK GREEN	Radio Harness or Speaker	
LEFT FRONT SPEAKER (-)	BROWN/RED	Radio Harness or Speaker	
RIGHT FRONT SPEAKER (+)	VIOLET	Radio Harness or Speaker	
RIGHT FRONT SPEAKER (-)	DARK BLUE/RED	Radio Harness or Speaker	
LEFT REAR SPEAKER (+)	BROWN/YELLOW	Radio Harness or Speaker	
LEFT REAR SPEAKER (-)	BROWN/LIGHT BLUE	Radio Harness or Speaker	
RIGHT REAR SPEAKER (+)	DARK BLUE/WHITE	Radio Harness or Speaker	
RIGHT REAR SPEAKER (-)	DARK BLUE/ORANGE	Radio Harness or Speaker	
FRONT SPEAKERS SIZE	REAR SPEAKERS SIZE	AMP LOCATION	NOTES
6.5"	6.5"		
RADIO DASH KIT OPTIONS		RADIO WIRE HARNESS OPTIONS	ANTENNA ADAPTER OPTIONS
METRA 99-6505, SCOSCHE CR1277B		METRA 70-6502, SCOSCHE CR02B	METRA 40-CR10, SCOSCHE CRAB
Please verify all part numbers before ordering.			

Remote starter and security installations should be attempted by experienced security installers only. Information contained is accurate to the best of our knowledge and experience. Information contained is without any representation of warranty. It is the installer's responsibility to test and confirm all circuits with a digital multi-meter. Proper installation remains the responsibility of the installer. CarAlarmPros assumes no liability or responsibility resulting from an improper installation, even in reliance with the information contained in this guide.

ALARM REMOTE START WIRING

WIRE	COLOR	LOCATION
12V CONSTANT WIRE	RED OR PINK/BLACK	Ignition Harness
STARTER WIRE	YELLOW	Ignition Harness
IGNITION WIRE	DK. BLUE	Ignition Harness
ACCESSORY WIRE	BLACK/ORANGE	Ignition Harness
SECOND ACCESSORY WIRE	BLACK/WHITE	Ignition Harness
POWER DOOR LOCK AND UNLOCK	PINK/PURPLE	Harness At Rear Of Fuse Box In Top Left Corner
Notes: Lock is a negative trigger through a 1400 ohm resistor. Unlock is a negative trigger through a 426 ohm resistor. Relays must be used.		
PARKING LIGHTS (+)	DO NOT USE	DO NOT USE
PARKING LIGHTS (LT.GREEN/ORANGE	In Large Harness At Steering Column
Notes: Parking lights are a negative trigger through a 910 ohm resistor. A relay must be used		
DRIVER DOOR TRIGGER WIRE (-)	TAN	In Blue Connector To The Right Of The Steering Column
PASSENGER DOORS TRIGGER (-)	TAN/WHITE	In Blue Connector To The Right Of The Steering Column
REAR HATCH TRIGGER (-)	TAN/BLACK	In 26-pin Gray Connector Behind Fuse Box At Top Right Corner
REAR GLASS TRIGGER (-)	YELLOW/WHITE	In 26-pin Gray Connector Behind Fuse Box At Top Right Corner
REAR HATCH RELEASE (-)	ORANGE/PINK	In 26-pin Gray Connector Behind Fuse Box At Top Right Corner
FACTORY ALARM ARM	Arms with factory remote or when the lock switch is pressed with driver's door open	
FACTORY ALARM DISARM	LT. GREEN/ORANGE	In 22-pin Gray Connector Behind Fuse Box At Top Right Corner
Notes: Factory alarm disarm is a negative trigger through a 473 Ohm resistor. A resistor must be used.		
TACHOMETER WIRE	Use any wire that is NOT GREEN/ORANGE or ORANGE/GREEN	At Fuel Injector
BRAKE WIRE (+)	WHITE/TAN	At Brake Pedal Switch
HORN TRIGGER (-)	BLACK/RED	In Large Harness At Steering Column
LEFT FRONT WINDOW UP	LT BLUE	At Center Console Window Switch
LEFT FRONT WINDOW DOWN	WHITE	At Center Console Window Switch
RIGHT FRONT WINDOW UP	BROWN	At Center Console Window Switch
RIGHT FRONT WINDOW DOWN	PURPLE/WHITE	At Center Console Window Switch
LEFT REAR WINDOW UP	RED/BLACK	At Center Console Window Switch
LEFT REAR WINDOW DOWN	BLUE/WHITE	At Center Console Window Switch
RIGHT REAR WINDOW UP	GREEN/WHITE	At Center Console Window Switch
RIGHT REAR WINDOW DOWN	GRAY/BLACK	At Center Console Window Switch

INTERFACE	PART NUMBER	NOTES
Door Lock Interface	DEI 456LW	Optional when interfacing with door locks
Sentry Key Immobilizer Bypass Module	DEI 555CW or DEI 556UW	Required when installing a remote start system
Please verify all part numbers before ordering.		

AUDIO WIRING			
WIRE	COLOR	LOCATION	NOTES
RADIO 12V	PINK	Radio Harness	
RADIO SWITCHED	ORANGE/RED	Radio Harness	
RADIO GROUND	BLACK	Radio Harness	
ILLUMINATION (+)	ORANGE/RED	Radio Harness	
POWER ANTENNA (+)		Radio Harness	
AMP TURN ON (+)	LT. GREEN	Radio Harness	
LEFT FRONT SPEAKER(+)	DARK GREEN	At Speaker	
LEFT FRONT SPEAKER (-)	BROWN/RED	At Speaker	
RIGHT FRONT SPEAKER (+)	VIOLET	At Speaker	
RIGHT FRONT SPEAKER (-)	DARK BLUE/RED	At Speaker	
LEFT REAR SPEAKER (+)	BROWN/YELLOW	At Speaker	
LEFT REAR SPEAKER (-)	BROWN/LIGHT BLUE	At Speaker	
RIGHT REAR SPEAKER (+)	DARK BLUE/WHITE	At Speaker	
RIGHT REAR SPEAKER (-)	DARK BLUE/ORANGE	At Speaker	
FRONT SPEAKERS SIZE	REAR SPEAKERS SIZE	AMP LOCATION	NOTES
6.5"	6.5"		
RADIO DASH KIT OPTIONS		RADIO WIRE HARNESS OPTIONS	ANTENNA ADAPTER OPTIONS
METRA 99-6505, SCOSCHE CR1277B		METRA 70-6502, SCOSCHE CR02B	METRA 40-CR10, SCOSCHE CRAB
Please verify all part numbers before ordering.			




ALARM REMOTE START WIRING

WIRE	COLOR	LOCATION
12V CONSTANT WIRE	RED OR PINK/BLACK	Ignition Harness
STARTER WIRE	YELLOW	Ignition Harness
IGNITION WIRE	RED/DK. BLUE	Ignition Harness
ACCESSORY WIRE	BLACK/ORANGE	Ignition Harness
SECOND ACCESSORY WIRE	BLACK/WHITE	Ignition Harness
POWER DOOR LOCK AND UNLOCK	PINK/PURPLE	Harness At Rear Of Fuse Box In Top Left
Notes: Lock is a negative trigger through a 1400 ohm resistor. Unlock is a negative trigger through a 426 ohm resistor. Relays must be used.		
PARKING LIGHTS (+)	DO NOT USE	DO NOT USE
PARKING LIGHTS (-)	LT.GREEN/ORANGE	In 22-pin Gray Connector Behind Fuse Box At Top Right Corner
Notes: Parking lights are a negative trigger through a 910 ohm resistor. A relay must be used		
LEFT FRONT DOOR TRIGGER WIRE (-)	TAN	In 26-pin Gray Connector Behind Fuse Box At Top Right Corner
RIGHT FRONT DOOR TRIGGER (-)	TAN/RED	In 26-pin Gray Connector Behind Fuse Box At Top Right Corner
LEFT REAR DOOR TRIGGER (-)	TAN/ORANGE	In 22-pin Gray Connector Behind Fuse Box At Top Right Corner
RIGHT REAR DOOR TRIGGER (-)	TAN/YELLOW	In 26-pin Gray Connector Behind Fuse Box At Top Right Corner
REAR HATCH TRIGGER (-)	TAN/BLACK	In 26-pin Gray Connector Behind Fuse Box At Top Right Corner
REAR GLASS TRIGGER (-)	YELLOW/WHITE	In 26-pin Gray Connector Behind Fuse Box At Top Right Corner
REAR HATCH RELEASE (-)	ORANGE/PINK	In 26-pin Gray Connector Behind Fuse Box At Top Right Corner
FACTORY ALARM ARM	Arms with factory remote or when the lock switch is pressed with driver's door open	
FACTORY ALARM DISARM	LT. GREEN/ORANGE	In 22-pin Gray Connector Behind Fuse Box At Top Right Corner
Notes: Factory alarm disarm is a negative trigger through a 473 Ohm resistor. A resistor must be used.		
TACHOMETER WIRE	NOT GREEN/ORANGE or ORANGE/GREEN	At Fuel Injector
BRAKE WIRE (+)	WHITE/TAN	At Brake Pedal Switch
HORN TRIGGER (-)	BLACK/RED	In Large Harness At Steering Column
LEFT FRONT WINDOW UP	LT BLUE	At Center Console Window Switch
LEFT FRONT WINDOW DOWN	WHITE	At Center Console Window Switch
RIGHT FRONT WINDOW UP	BROWN	At Center Console Window Switch
RIGHT FRONT WINDOW DOWN	PURPLE/WHITE	At Center Console Window Switch
LEFT REAR WINDOW UP	RED/BLACK	At Center Console Window Switch
LEFT REAR WINDOW DOWN	BLUE/WHITE	At Center Console Window Switch
RIGHT REAR WINDOW UP	GREEN/WHITE	At Center Console Window Switch
RIGHT REAR WINDOW DOWN	GRAY/BLACK	At Center Console Window Switch

INTERFACE	PART NUMBER	NOTES
Door Lock Interface	DEI 456LW	Optional when interfacing with door locks
Sentry Key Immobilizer Bypass Module	DEI 555CW or DEI 556UW	Required when installing a remote start system
Please verify all part numbers before ordering.		

Remote starter and security installations should be attempted by experienced security installers only. Information contained is accurate to the best of our knowledge and experience. Information contained is without any representation of warranty. It is the installer's responsibility to test and confirm all circuits with a digital multi-meter. Proper installation remains the responsibility of the installer. CarAlarmPros assumes no liability or responsibility resulting from an improper installation, even in reliance with the information contained in this guide.

ADDITIONAL NOTES



AUDIO WIRING			
WIRE	COLOR	LOCATION	NOTES
RADIO 12V	PINK	Radio Harness	
RADIO SWITCHED	ORANGE/RED	Radio Harness	
RADIO GROUND	BLACK	Radio Harness	
ILLUMINATION (+)	ORANGE/RED	Radio Harness	
POWER ANTENNA (+)		Radio Harness	
AMP TURN ON (+)	LT. GREEN	Radio Harness	
LEFT FRONT SPEAKER(+)	DARK GREEN	At Speaker	
LEFT FRONT SPEAKER (-)	BROWN/RED	At Speaker	
RIGHT FRONT SPEAKER (+)	VIOLET	At Speaker	
RIGHT FRONT SPEAKER (-)	DARK BLUE/RED	At Speaker	
LEFT REAR SPEAKER (+)	BROWN/YELLOW	At Speaker	
LEFT REAR SPEAKER (-)	BROWN/LIGHT BLUE	At Speaker	
RIGHT REAR SPEAKER (+)	DARK BLUE/WHITE	At Speaker	
RIGHT REAR SPEAKER (-)	DARK BLUE/ORANGE	At Speaker	
FRONT SPEAKERS SIZE	REAR SPEAKERS SIZE	AMP LOCATION	NOTES
6.5"	6.5"		
RADIO DASH KIT OPTIONS	RADIO WIRE HARNESS OPTIONS	ANTENNA ADAPTER OPTIONS	
METRA 99-6505, SCOSCHE CR1277B	METRA 70-6502, SCOSCHE CR02B	METRA 40-CR10, SCOSCHE CRAB	
Please verify all part numbers before ordering.			

ALARM REMOTE START WIRING

WIRE	COLOR	LOCATION
12V CONSTANT WIRE	RED	Ignition Harness
STARTER WIRE	LT.BLUE/RED	Ignition Harness
IGNITION WIRE	PINK/LT.GREEN	Ignition Harness
ACCESSORY WIRE	PINK/YELLOW	Ignition Harness
SECOND ACCESSORY WIRE	PINK/YELLOW	Ignition Harness
POWER DOOR LOCK AND UNLOCK	TAN/DK.BLUE	Harness At Rear Of Fuse Box In Top Left
Notes: Lock is a negative trigger through a 1400 ohm resistor. Unlock is a negative trigger through a 426 ohm resistor. Relays must be used.		
PARKING LIGHTS (+)	DO NOT USE	DO NOT USE
PARKING LIGHTS (-)	PINK/RED	In 22-pin Gray Connector Behind Fuse Box At Top Right Corner
Notes: Parking lights are a negative trigger through a 910 ohm resistor. A relay must be used		
LEFT FRONT DOOR TRIGGER WIRE (-)	PURPLE	In 26-pin Gray Connector Behind Fuse Box At Top Right Corner
RIGHT FRONT DOOR TRIGGER (-)	PURPLE/WHITE	In 26-pin Gray Connector Behind Fuse Box At Top Right Corner
LEFT REAR DOOR TRIGGER (-)	PURPLE/GRAY	In 22-pin Gray Connector Behind Fuse Box At Top Right Corner
RIGHT REAR DOOR TRIGGER (-)	PURPLE/YELLOW	In 26-pin Gray Connector Behind Fuse Box At Top Right Corner
REAR HATCH TRIGGER (-)	PURPLE/ORANGE	In 26-pin Gray Connector Behind Fuse Box At Top Right Corner
REAR GLASS TRIGGER (-)	PURPLE/YELLOW	In 26-pin Gray Connector Behind Fuse Box At Top Right Corner
REAR HATCH RELEASE (-)	LT.GREEN/WHITE	In 26-pin Gray Connector Behind Fuse Box At Top Right Corner
FACTORY ALARM ARM	Arms with factory remote	
FACTORY ALARM DISARM	Factory alarm disarms when ignition is turned on and Immobilizer key is present	
TACHOMETER WIRE	NOT RED/ORANGE or PINK/GRAY	At Fuel Injector
BRAKE WIRE (+)	WHITE/TAN	At Brake Pedal Switch
HORN TRIGGER (-)	DARK GREEN/PURPLE	In Large Harness At Steering Column
LEFT FRONT WINDOW UP	ORANGE/LT.GREEN	At Center Console Window Switch
LEFT FRONT WINDOW DOWN	ORANGE/WHITE	At Center Console Window Switch
RIGHT FRONT WINDOW UP	ORANGE/BROWN	At Center Console Window Switch
RIGHT FRONT WINDOW DOWN	ORANGE/PURPLE	At Center Console Window Switch
LEFT REAR WINDOW UP	ORANGE/WHITE	At Center Console Window Switch
LEFT REAR WINDOW DOWN	ORANGE/GRAY	At Center Console Window Switch
RIGHT REAR WINDOW UP	ORANGE/LT.BLUE	At Center Console Window Switch
RIGHT REAR WINDOW DOWN	ORANGE/DK.BLUE	At Center Console Window Switch

INTERFACE	PART NUMBER	NOTES
Door Lock Interface	DEI 456LW	Optional when interfacing with door locks
Sentry Key Immobilizer Bypass Module	DEI 555CW or DEI 556UW	Required when installing a remote start system
Please verify all part numbers before ordering.		

AUDIO WIRING			
WIRE	COLOR	LOCATION	NOTES
RADIO 12V	PINK	Radio Harness	
RADIO SWITCHED	ORANGE/RED	Radio Harness	
RADIO GROUND	BLACK	Radio Harness	
ILLUMINATION (+)	ORANGE	Radio Harness	
POWER ANTENNA (+)		Radio Harness	
AMP TURN ON (+)	LT. GREEN	Radio Harness	
LEFT FRONT SPEAKER(+)	DARK GREEN	At Speaker	
LEFT FRONT SPEAKER (-)	BROWN/RED	At Speaker	
RIGHT FRONT SPEAKER (+)	VIOLET	At Speaker	
RIGHT FRONT SPEAKER (-)	DARK BLUE/RED	At Speaker	
LEFT REAR SPEAKER (+)	BROWN/YELLOW	At Speaker	
LEFT REAR SPEAKER (-)	BROWN/LIGHT BLUE	At Speaker	
RIGHT REAR SPEAKER (+)	DARK BLUE/WHITE	At Speaker	
RIGHT REAR SPEAKER (-)	DARK BLUE/ORANGE	At Speaker	
FRONT SPEAKERS SIZE	REAR SPEAKERS SIZE	AMP LOCATION	NOTES
6.5"	6.5"		
RADIO DASH KIT OPTIONS	RADIO WIRE HARNESS OPTIONS	ANTENNA ADAPTER OPTIONS	
METRA 99-6505, SCOSCHE CR1277B	METRA 70-6502, SCOSCHE CR02B	METRA 40-CR10, SCOSCHE CRAB	
Please verify all part numbers before ordering.			

ALARM REMOTE START WIRING

WIRE	COLOR	LOCATION
12V CONSTANT WIRE	RED	Ignition Harness
STARTER WIRE	LT.BLUE/RED	Ignition Harness
IGNITION WIRE	PINK/LT.GREEN	Ignition Harness
ACCESSORY WIRE	PINK/YELLOW	Ignition Harness
SECOND ACCESSORY WIRE	PINK/YELLOW	Ignition Harness
POWER DOOR LOCK AND UNLOCK	TAN/DK.BLUE	Harness At Rear Of Fuse Box In Top Left
Notes: Lock is a negative trigger through a 1400 ohm resistor. Unlock is a negative trigger through a 426 ohm resistor. Relays must be used.		
PARKING LIGHTS (+)	DO NOT USE	DO NOT USE
PARKING LIGHTS (-)	PINK/RED	In 22-pin Gray Connector Behind Fuse Box At Top Right Corner
Notes: Parking lights are a negative trigger through a 910 ohm resistor. A relay must be used		
LEFT FRONT DOOR TRIGGER WIRE (-)	PURPLE	In 26-pin Gray Connector Behind Fuse Box At Top Right Corner
RIGHT FRONT DOOR TRIGGER (-)	PURPLE/WHITE	In 26-pin Gray Connector Behind Fuse Box At Top Right Corner
LEFT REAR DOOR TRIGGER (-)	PURPLE/GRAY	In 22-pin Gray Connector Behind Fuse Box At Top Right Corner
RIGHT REAR DOOR TRIGGER (-)	PURPLE/YELLOW	In 26-pin Gray Connector Behind Fuse Box At Top Right Corner
REAR HATCH TRIGGER (-)	PURPLE/ORANGE	In 26-pin Gray Connector Behind Fuse Box At Top Right Corner
REAR GLASS TRIGGER (-)	PURPLE/YELLOW	In 26-pin Gray Connector Behind Fuse Box At Top Right Corner
REAR HATCH RELEASE (-)	LT.GREEN/WHITE	In 26-pin Gray Connector Behind Fuse Box At Top Right Corner
FACTORY ALARM ARM	Arms with factory remote	
FACTORY ALARM DISARM	Factory alarm disarms when ignition is turned on and Immobilizer key is present	
TACHOMETER WIRE	NOT RED/ORANGE or PINK/GRAY	At Fuel Injector
BRAKE WIRE (+)	WHITE/TAN	At Brake Pedal Switch
HORN TRIGGER (-)	DARK GREEN/PURPLE	In Large Harness At Steering Column
LEFT FRONT WINDOW UP	ORANGE/LT.GREEN	At Center Console Window Switch
LEFT FRONT WINDOW DOWN	ORANGE/WHITE	At Center Console Window Switch
RIGHT FRONT WINDOW UP	ORANGE/BROWN	At Center Console Window Switch
RIGHT FRONT WINDOW DOWN	ORANGE/PURPLE	At Center Console Window Switch
LEFT REAR WINDOW UP	ORANGE/WHITE	At Center Console Window Switch
LEFT REAR WINDOW DOWN	ORANGE/GRAY	At Center Console Window Switch
RIGHT REAR WINDOW UP	ORANGE/LT.BLUE	At Center Console Window Switch
RIGHT REAR WINDOW DOWN	ORANGE/DK.BLUE	At Center Console Window Switch

INTERFACE	PART NUMBER	NOTES
Door Lock Interface	DEI 456LW	Optional when interfacing with door locks
Sentry Key Immobilizer Bypass Module	DEI 555CW or DEI 556UW	Required when installing a remote start system
Please verify all part numbers before ordering.		

AUDIO WIRING			
WIRE	COLOR	LOCATION	NOTES
RADIO 12V	PINK	Radio Harness	
RADIO SWITCHED	ORANGE/RED	Radio Harness	
RADIO GROUND	BLACK	Radio Harness	
ILLUMINATION (+)	ORANGE	Radio Harness	
POWER ANTENNA (+)		Radio Harness	
AMP TURN ON (+)	LT. GREEN	Radio Harness	
LEFT FRONT SPEAKER(+)	DARK GREEN	At Speaker	
LEFT FRONT SPEAKER (-)	BROWN/RED	At Speaker	
RIGHT FRONT SPEAKER (+)	VIOLET	At Speaker	
RIGHT FRONT SPEAKER (-)	DARK BLUE/RED	At Speaker	
LEFT REAR SPEAKER (+)	BROWN/YELLOW	At Speaker	
LEFT REAR SPEAKER (-)	BROWN/LIGHT BLUE	At Speaker	
RIGHT REAR SPEAKER (+)	DARK BLUE/WHITE	At Speaker	
RIGHT REAR SPEAKER (-)	DARK BLUE/ORANGE	At Speaker	
FRONT SPEAKERS SIZE	REAR SPEAKERS SIZE	AMP LOCATION	NOTES
6.5"	6.5"		
RADIO DASH KIT OPTIONS		RADIO WIRE HARNESS OPTIONS	ANTENNA ADAPTER OPTIONS
METRA 99-6505, SCOSCHE CR1277B		METRA 70-6502, SCOSCHE CR02B	METRA 40-CR10, SCOSCHE CRAB
Please verify all part numbers before ordering.			

Remote starter and security installations should be attempted by experienced security installers only. Information contained is accurate to the best of our knowledge and experience. Information contained is without any representation of warranty. It is the installer's responsibility to test and confirm all circuits with a digital multi-meter. Proper installation remains the responsibility of the installer. CarAlarmPros assumes no liability or responsibility resulting from an improper installation, even in reliance with the information contained in this guide.

ALARM REMOTE START WIRING

WIRE	COLOR	LOCATION
12V CONSTANT WIRE	RED	Ignition Harness
STARTER WIRE	LT.BLUE/RED	Ignition Harness
IGNITION WIRE	PINK/LT.GREEN	Ignition Harness
ACCESSORY WIRE	PINK/YELLOW	Ignition Harness
SECOND ACCESSORY WIRE	PINK/YELLOW	Ignition Harness
POWER DOOR LOCK AND UNLOCK	TAN/DK.BLUE	Harness At Rear Of Fuse Box In Top Left
Notes: Lock is a negative trigger through a 1400 ohm resistor. Unlock is a negative trigger through a 426 ohm resistor. Relays must be used.		
PARKING LIGHTS (+)	DO NOT USE	DO NOT USE
PARKING LIGHTS (-)	PINK/RED	In 22-pin Gray Connector Behind Fuse Box At Top Right Corner
Notes: Parking lights are a negative trigger through a 910 ohm resistor. A relay must be used		
LEFT FRONT DOOR TRIGGER WIRE (-)	PURPLE	In 26-pin Gray Connector Behind Fuse Box At Top Right Corner
RIGHT FRONT DOOR TRIGGER (-)	PURPLE/WHITE	In 26-pin Gray Connector Behind Fuse Box At Top Right Corner
LEFT REAR DOOR TRIGGER (-)	PURPLE/GRAY	In 22-pin Gray Connector Behind Fuse Box At Top Right Corner
RIGHT REAR DOOR TRIGGER (-)	PURPLE/YELLOW	In 26-pin Gray Connector Behind Fuse Box At Top Right Corner
REAR HATCH TRIGGER (-)	PURPLE/ORANGE	In 26-pin Gray Connector Behind Fuse Box At Top Right Corner
REAR GLASS TRIGGER (-)	PURPLE/YELLOW	In 26-pin Gray Connector Behind Fuse Box At Top Right Corner
REAR HATCH RELEASE (-)	LT.GREEN/WHITE	In 26-pin Gray Connector Behind Fuse Box At Top Right Corner
FACTORY ALARM ARM	Arms with factory remote	
FACTORY ALARM DISARM	Factory alarm disarms when ignition is turned on and Immobilizer key is present	
TACHOMETER WIRE	NOT RED/ORANGE or PINK/GRAY	At Fuel Injector
BRAKE WIRE (+)	WHITE/TAN	At Brake Pedal Switch
HORN TRIGGER (-)	DARK GREEN/PURPLE	In Large Harness At Steering Column
LEFT FRONT WINDOW UP	ORANGE/LT.GREEN	At Center Console Window Switch
LEFT FRONT WINDOW DOWN	ORANGE/WHITE	At Center Console Window Switch
RIGHT FRONT WINDOW UP	ORANGE/BROWN	At Center Console Window Switch
RIGHT FRONT WINDOW DOWN	ORANGE/PURPLE	At Center Console Window Switch
LEFT REAR WINDOW UP	ORANGE/WHITE	At Center Console Window Switch
LEFT REAR WINDOW DOWN	ORANGE/GRAY	At Center Console Window Switch
RIGHT REAR WINDOW UP	ORANGE/LT.BLUE	At Center Console Window Switch
RIGHT REAR WINDOW DOWN	ORANGE/DK.BLUE	At Center Console Window Switch

INTERFACE	PART NUMBER	NOTES
Door Lock Interface	DEI 456LW	Optional when interfacing with door locks
Sentry Key Immobilizer Bypass Module	DEI 555CW or DEI 556UW	Required when installing a remote start system
Please verify all part numbers before ordering.		

AUDIO WIRING			
WIRE	COLOR	LOCATION	NOTES
RADIO 12V	PINK	Radio Harness	
RADIO SWITCHED	ORANGE/RED	Radio Harness	
RADIO GROUND	BLACK	Radio Harness	
ILLUMINATION (+)	ORANGE	Radio Harness	
POWER ANTENNA (+)		Radio Harness	
AMP TURN ON (+)	LT. GREEN	Radio Harness	
LEFT FRONT SPEAKER(+)	DARK GREEN	At Speaker	
LEFT FRONT SPEAKER (-)	BROWN/RED	At Speaker	
RIGHT FRONT SPEAKER (+)	VIOLET	At Speaker	
RIGHT FRONT SPEAKER (-)	DARK BLUE/RED	At Speaker	
LEFT REAR SPEAKER (+)	BROWN/YELLOW	At Speaker	
LEFT REAR SPEAKER (-)	BROWN/LIGHT BLUE	At Speaker	
RIGHT REAR SPEAKER (+)	DARK BLUE/WHITE	At Speaker	
RIGHT REAR SPEAKER (-)	DARK BLUE/ORANGE	At Speaker	
FRONT SPEAKERS SIZE	REAR SPEAKERS SIZE	AMP LOCATION	NOTES
6.5"	6.5"		
RADIO DASH KIT OPTIONS	RADIO WIRE HARNESS OPTIONS	ANTENNA ADAPTER OPTIONS	
METRA 99-6505, SCOSCHE CR1277B	METRA 70-6502, SCOSCHE CR02B	METRA 40-CR10, SCOSCHE CRAB	
Please verify all part numbers before ordering.			