


# **TRIPLE S** *Customs*

## **KIA OPTIMA 2001-2005 VEHICLE WIRING**

WIRING INFORMATION 2001 Kia Optima

WIRE	WIRE COLOR	LOCATION
12V CONSTANT WIRE	RED	Ignition Harness
12V IGNITION WIRE	PINK	Ignition Harness
12V ACCESSORY WIRE	ORANGE	Ignition Harness
SECOND 12V ACCESSORY WIRE	BROWN	Ignition Harness
STARTER WIRE	YELLOW	Ignition Harness
POWER DOOR LOCK (-)	WHITE	Behind Fuse Box
POWER DOOR UNLOCK (-)	LT.BLUE	Behind Fuse Box
PARKING LIGHTS (+)	PURPLE or BROWN/WHITE	Behind Fuse Box
DOOR TRIGGER (-)	YELLOW	Harness In Driver's Kick Panel
TRUNK TRIGGER (-)	GREEN/BLACK	At Module Attached To Fuse Box
HOOD TRIGGER -)	LT.BLUE	At Factory Hood Pin
TRUNK RELEASE (+)	BLUE	Harness In Driver's Kick Panel
TACHOMETER WIRE	WHITE	At Ignition Coil
BRAKE WIRE (+)	LT.BLUE	At Brake Pedal Switch
HORN TRIGGER (-)	YELLOW	Harness Coming From Steering Wheel
LEFT FRONT WINDOW UP	BLUE	At Driver Window Motor Inside Door
LEFT FRONT WINDOW DOWN	BROWN	At Driver Window Motor Inside Door
RIGHT FRONT WINDOW UP	BLUE	Harness In Driver's Kick From Driver Door
RIGHT FRONT WINDOW DOWN	TAN	Harness In Driver's Kick From Driver Door
LEFT REAR WINDOW UP	GREEN	Harness In Driver's Kick From Driver Door
LEFT REAR WINDOW DOWN	PURPLE	Harness In Driver's Kick From Driver Door
RIGHT REAR WINDOW UP	GREEN	Harness In Driver's Kick From Driver Door
RIGHT REAR WINDOW DOWN	PURPLE	Harness In Driver's Kick From Driver Door


The factory alarm arms and disarms ONLY with the factory remote.



WIRING INFORMATION 2002 Kia Optima

WIRE	WIRE COLOR	LOCATION
12V CONSTANT WIRE	RED	Ignition Harness
12V IGNITION WIRE	PINK	Ignition Harness
12V ACCESSORY WIRE	ORANGE	Ignition Harness
SECOND 12V ACCESSORY WIRE	BROWN	Ignition Harness
STARTER WIRE	YELLOW	Ignition Harness
POWER DOOR LOCK (-)	WHITE	Behind Fuse Box
POWER DOOR UNLOCK (-)	LT.BLUE	Behind Fuse Box
PARKING LIGHTS (+)	PURPLE or BROWN/WHITE	Behind Fuse Box
DOOR TRIGGER (-)	YELLOW	Harness In Driver's Kick Panel
TRUNK TRIGGER (-)	GREEN/BLACK	At Module Attached To Fuse Box
HOOD TRIGGER -)	LT.BLUE	At Factory Hood Pin
TRUNK RELEASE (+)	BLUE	Harness In Driver's Kick Panel
TACHOMETER WIRE	WHITE	At Ignition Coil
BRAKE WIRE (+)	LT.BLUE	At Brake Pedal Switch
HORN TRIGGER (-)	YELLOW	Harness Coming From Steering Wheel
LEFT FRONT WINDOW UP	BLUE	At Driver Window Motor Inside Door
LEFT FRONT WINDOW DOWN	BROWN	At Driver Window Motor Inside Door
RIGHT FRONT WINDOW UP	BLUE	Harness In Driver's Kick From Driver Door
RIGHT FRONT WINDOW DOWN	TAN	Harness In Driver's Kick From Driver Door
LEFT REAR WINDOW UP	GREEN	Harness In Driver's Kick From Driver Door
LEFT REAR WINDOW DOWN	PURPLE	Harness In Driver's Kick From Driver Door
RIGHT REAR WINDOW UP	GREEN	Harness In Driver's Kick From Driver Door
RIGHT REAR WINDOW DOWN	PURPLE	Harness In Driver's Kick From Driver Door


The factory alarm arms and disarms ONLY with the factory remote.



WIRING INFORMATION 2003 Kia Optima

WIRE	WIRE COLOR	LOCATION
12V CONSTANT WIRE	RED	Ignition Harness
12V IGNITION WIRE	PINK	Ignition Harness
12V ACCESSORY WIRE	ORANGE	Ignition Harness
SECOND 12V ACCESSORY WIRE	BROWN	Ignition Harness
STARTER WIRE	YELLOW	Ignition Harness
POWER DOOR LOCK (-)	WHITE	Behind Fuse Box
POWER DOOR UNLOCK (-)	LT.BLUE	Behind Fuse Box
PARKING LIGHTS (+)	PURPLE or BROWN/WHITE	Behind Fuse Box
DOOR TRIGGER (-)	YELLOW	Harness In Driver's Kick Panel
TRUNK TRIGGER (-)	GREEN/BLACK	At Module Attached To Fuse Box
HOOD TRIGGER -)	LT.BLUE	At Factory Hood Pin
TRUNK RELEASE (+)	BLUE	Harness In Driver's Kick Panel
TACHOMETER WIRE	WHITE	At Ignition Coil
BRAKE WIRE (+)	LT.BLUE	At Brake Pedal Switch
HORN TRIGGER (-)	YELLOW	Harness Coming From Steering Wheel
LEFT FRONT WINDOW UP	BLUE	At Driver Window Motor Inside Door
LEFT FRONT WINDOW DOWN	BROWN	At Driver Window Motor Inside Door
RIGHT FRONT WINDOW UP	BLUE	Harness In Driver's Kick From Driver Door
RIGHT FRONT WINDOW DOWN	TAN	Harness In Driver's Kick From Driver Door
LEFT REAR WINDOW UP	GREEN	Harness In Driver's Kick From Driver Door
LEFT REAR WINDOW DOWN	PURPLE	Harness In Driver's Kick From Driver Door
RIGHT REAR WINDOW UP	GREEN	Harness In Driver's Kick From Driver Door
RIGHT REAR WINDOW DOWN	PURPLE	Harness In Driver's Kick From Driver Door


The factory alarm arms and disarms ONLY with the factory remote.



WIRING INFORMATION 2004 Kia Optima

WIRE	WIRE COLOR	LOCATION
12V CONSTANT WIRE	RED	Ignition Harness
12V IGNITION WIRE	PINK	Ignition Harness
12V ACCESSORY WIRE	ORANGE	Ignition Harness
SECOND 12V ACCESSORY WIRE	BROWN	Ignition Harness
STARTER WIRE	YELLOW	Ignition Harness
POWER DOOR LOCK (-)	WHITE	Behind Fuse Box
POWER DOOR UNLOCK (-)	LT.BLUE	Behind Fuse Box
PARKING LIGHTS (+)	PURPLE or BROWN/WHITE	Behind Fuse Box
DOOR TRIGGER (-)	YELLOW	Harness In Driver's Kick Panel
TRUNK TRIGGER (-)	GREEN/BLACK	At Module Attached To Fuse Box
HOOD TRIGGER -)	LT.BLUE	At Factory Hood Pin
TRUNK RELEASE (+)	BLUE	Harness In Driver's Kick Panel
TACHOMETER WIRE	WHITE	At Ignition Coil
BRAKE WIRE (+)	LT.BLUE	At Brake Pedal Switch
HORN TRIGGER (-)	YELLOW	Harness Coming From Steering Wheel
LEFT FRONT WINDOW UP	BLUE	At Driver Window Motor Inside Door
LEFT FRONT WINDOW DOWN	BROWN	At Driver Window Motor Inside Door
RIGHT FRONT WINDOW UP	BLUE	Harness In Driver's Kick From Driver Door
RIGHT FRONT WINDOW DOWN	TAN	Harness In Driver's Kick From Driver Door
LEFT REAR WINDOW UP	GREEN	Harness In Driver's Kick From Driver Door
LEFT REAR WINDOW DOWN	PURPLE	Harness In Driver's Kick From Driver Door
RIGHT REAR WINDOW UP	GREEN	Harness In Driver's Kick From Driver Door
RIGHT REAR WINDOW DOWN	PURPLE	Harness In Driver's Kick From Driver Door

The factory alarm arms and disarms ONLY with the factory remote.



WIRING INFORMATION 2005 Kia Optima

WIRE	WIRE COLOR	LOCATION
12V CONSTANT WIRE	RED	Ignition Harness
12V IGNITION WIRE	PINK	Ignition Harness
12V ACCESSORY WIRE	ORANGE	Ignition Harness
SECOND 12V ACCESSORY WIRE	BROWN	Ignition Harness
STARTER WIRE	YELLOW	Ignition Harness
POWER DOOR LOCK (-)	WHITE	Behind Fuse Box
POWER DOOR UNLOCK (-)	LT.BLUE	Behind Fuse Box
PARKING LIGHTS (+)	PURPLE or BROWN/WHITE	Behind Fuse Box
DOOR TRIGGER (-)	YELLOW	Harness In Driver's Kick Panel
TRUNK TRIGGER (-)	GREEN/BLACK	At Module Attached To Fuse Box
HOOD TRIGGER -)	LT.BLUE	At Factory Hood Pin
TRUNK RELEASE (+)	BLUE	Harness In Driver's Kick Panel
TACHOMETER WIRE	WHITE	At Ignition Coil
BRAKE WIRE (+)	LT.BLUE	At Brake Pedal Switch
HORN TRIGGER (-)	YELLOW	Harness Coming From Steering Wheel
LEFT FRONT WINDOW UP	BLUE	At Driver Window Motor Inside Door
LEFT FRONT WINDOW DOWN	BROWN	At Driver Window Motor Inside Door
RIGHT FRONT WINDOW UP	BLUE	Harness In Driver's Kick From Driver Door
RIGHT FRONT WINDOW DOWN	TAN	Harness In Driver's Kick From Driver Door
LEFT REAR WINDOW UP	GREEN	Harness In Driver's Kick From Driver Door
LEFT REAR WINDOW DOWN	PURPLE	Harness In Driver's Kick From Driver Door
RIGHT REAR WINDOW UP	GREEN	Harness In Driver's Kick From Driver Door
RIGHT REAR WINDOW DOWN	PURPLE	Harness In Driver's Kick From Driver Door

The factory alarm arms and disarms ONLY with the factory remote.

