






### ALARM REMOTE START WIRING

WIRE	COLOR	LOCATION
12V CONSTANT WIRE	GREEN and BLUE	Ignition Harness
12V IGNITION WIRE	YELLOW	Ignition Harness
ACCESSORY WIRE	WHITE	Ignition Harness
SECOND ACCESSORY WIRE	ORANGE	Ignition Harness
STARTER WIRE	RED	Ignition Harness
POWER DOOR LOCK (-)	BLUE	Harness In Driver's Kick Panel From Driver's Door
POWER DOOR UNLOCK (-)	WHITE	
PARKING LIGHTS (+)	RED/BLACK	Behind Dimmer Switch
DOOR TRIGGER (-)	RED/BLACK	Blue Connector Left Of Steering Column
TRUNK TRIGGER (-)	Tied in with doors	
TRUNK (REAR GLASS) RELEASE (-)	RED/ORANGE	Harness In Driver's Kick Panel From Driver's Door
TACHOMETER WIRE	RED	Middle Harness On Top Of Engine
BRAKE WIRE (+)	WHITE	At Brake Pedal Switch
HORN TRIGGER (-)	BLUE/BLACK	In White Connector Directly Above Blue Connector Left Of Steering Column
LEFT FRONT WINDOW UP	ORANGE	At Driver Window Motor Inside Door
LEFT FRONT WINDOW DOWN	RED	At Driver Window Motor Inside Door
RIGHT FRONT WINDOW UP	BLUE	Harness In Driver's Kick From Driver Door
RIGHT FRONT WINDOW DOWN	GREEN	Harness In Driver's Kick From Driver Door
LEFT REAR WINDOW UP	YELLOW	Harness In Driver's Kick From Driver Door
LEFT REAR WINDOW DOWN	WHITE	Harness In Driver's Kick From Driver Door
RIGHT REAR WINDOW UP	YELLOW	Harness In Driver's Kick From Driver Door
RIGHT REAR WINDOW DOWN	WHITE	Harness In Driver's Kick From Driver Door
INTERFACE	PART NUMBER	NOTES
None required	NA	NA
Please verify all part numbers before ordering.		

Remote starter and security installations should be attempted by experienced security installers only. Information contained is accurate to the best of our knowledge and experience. Information contained is without any representation of warranty. It is the installer's responsibility to test and confirm all circuits with a digital multi-meter. Proper installation remains the responsibility of the installer. CarAlarmPros assumes no liability or responsibility resulting from an improper installation, even in reliance with the information contained in this guide.

### ADDITIONAL NOTES



Remote starter and security installations should be attempted by experienced security installers only. Information contained is accurate to the best of our knowledge and experience. Information contained is without any representation of warranty. It is the installer's responsibility to test and confirm all circuits with a digital multi-meter. Proper installation remains the responsibility of the installer. CarAlarmPros assumes no liability or responsibility resulting from an improper installation, even in reliance with the information contained in this guide.

AUDIO WIRING			
WIRE	COLOR	LOCATION	NOTES
RADIO 12V	GREEN	Radio Harness	
RADIO SWITCHED	GREEN/ORANGE	Radio Harness	
RADIO GROUND	BLACK	Radio Harness	
ILLUMINATION (+)	RED/.BLACK	Radio Harness	
POWER ANTENNA (+)		Radio Harness	
AMP TURN ON (+)		Radio Harness	
LEFT FRONT SPEAKER(+)	BROWN	Radio Harness or Speaker	
LEFT FRONT SPEAKER (-)	BLACK	Radio Harness or Speaker	
RIGHT FRONT SPEAKER (+)	GREEN/ORANGE	Radio Harness or Speaker	
RIGHT FRONT SPEAKER (-)	BLUE/ORANGE	Radio Harness or Speaker	
LEFT REAR SPEAKER (+)	GREEN	Radio Harness or Speaker	
LEFT REAR SPEAKER (-)	BLUE	Radio Harness or Speaker	
RIGHT REAR SPEAKER (+)	BLUE	Radio Harness or Speaker	
RIGHT REAR SPEAKER (-)	YELLOW	Radio Harness or Speaker	
FRONT SPEAKERS SIZE	REAR SPEAKERS SIZE	AMP LOCATION	NOTES
6.5"	5.25"		
RADIO DASH KIT OPTIONS		RADIO WIRE HARNESS OPTIONS	ANTENNA ADAPTER OPTIONS
METRA 99-1008, SCOSCHEKA2066B		METRA 70-7301, SCOSCHE HY03B	Not required
Please verify all part numbers before ordering.			






### ALARM REMOTE START WIRING

WIRE	COLOR	LOCATION
12V CONSTANT WIRE	GREEN and BLUE	Ignition Harness
12V IGNITION WIRE	YELLOW	Ignition Harness
ACCESSORY WIRE	WHITE	Ignition Harness
SECOND ACCESSORY WIRE	ORANGE	Ignition Harness
STARTER WIRE	RED	Ignition Harness
POWER DOOR LOCK (-)	BLUE	Harness In Driver's Kick Panel From Driver's Door
POWER DOOR UNLOCK (-)	WHITE	
PARKING LIGHTS (+)	RED/BLACK	Behind Dimmer Switch
DOOR TRIGGER (-)	RED/BLACK	Blue Connector Left Of Steering Column
TRUNK TRIGGER (-)	Tied in with doors	
TRUNK (REAR GLASS) RELEASE (-)	RED/ORANGE	Harness In Driver's Kick Panel From Driver's Door
TACHOMETER WIRE	RED	Middle Harness On Top Of Engine
BRAKE WIRE (+)	WHITE	At Brake Pedal Switch
HORN TRIGGER (-)	BLUE/BLACK	In White Connector Directly Above Blue Connector Left Of Steering Column
LEFT FRONT WINDOW UP	ORANGE	At Driver Window Motor Inside Door
LEFT FRONT WINDOW DOWN	RED	At Driver Window Motor Inside Door
RIGHT FRONT WINDOW UP	BLUE	Harness In Driver's Kick From Driver Door
RIGHT FRONT WINDOW DOWN	GREEN	Harness In Driver's Kick From Driver Door
LEFT REAR WINDOW UP	YELLOW	Harness In Driver's Kick From Driver Door
LEFT REAR WINDOW DOWN	WHITE	Harness In Driver's Kick From Driver Door
RIGHT REAR WINDOW UP	YELLOW	Harness In Driver's Kick From Driver Door
RIGHT REAR WINDOW DOWN	WHITE	Harness In Driver's Kick From Driver Door

INTERFACE	PART NUMBER	NOTES
Transponder Immobilizer Bypass Module	DEI 556UW	Required when installing a remote start system

Please verify all part numbers before ordering.

### ADDITIONAL NOTES



Remote starter and security installations should be attempted by experienced security installers only. Information contained is accurate to the best of our knowledge and experience. Information contained is without any representation of warranty. It is the installer's responsibility to test and confirm all circuits with a digital multi-meter. Proper installation remains the responsibility of the installer. CarAlarmPros assumes no liability or responsibility resulting from an improper installation, even in reliance with the information contained in this guide.

AUDIO WIRING			
WIRE	COLOR	LOCATION	NOTES
RADIO 12V	GREEN	Radio Harness	
RADIO SWITCHED	GREEN/ORANGE	Radio Harness	
RADIO GROUND	BLACK	Radio Harness	
ILLUMINATION (+)	RED/.BLACK	Radio Harness	
POWER ANTENNA (+)		Radio Harness	
AMP TURN ON (+)		Radio Harness	
LEFT FRONT SPEAKER(+)	BROWN	Radio Harness or Speaker	
LEFT FRONT SPEAKER (-)	BLACK	Radio Harness or Speaker	
RIGHT FRONT SPEAKER (+)	GREEN/ORANGE	Radio Harness or Speaker	
RIGHT FRONT SPEAKER (-)	BLUE/ORANGE	Radio Harness or Speaker	
LEFT REAR SPEAKER (+)	GREEN	Radio Harness or Speaker	
LEFT REAR SPEAKER (-)	BLUE	Radio Harness or Speaker	
RIGHT REAR SPEAKER (+)	BLUE	Radio Harness or Speaker	
RIGHT REAR SPEAKER (-)	YELLOW	Radio Harness or Speaker	
FRONT SPEAKERS SIZE	REAR SPEAKERS SIZE	AMP LOCATION	NOTES
6.5"	5.25"		
RADIO DASH KIT OPTIONS		RADIO WIRE HARNESS OPTIONS	ANTENNA ADAPTER OPTIONS
METRA 99-1008, SCOSCHEKA2066B		METRA 70-7301, SCOSCHE HY03B	Not required
Please verify all part numbers before ordering.			






### ALARM REMOTE START WIRING

WIRE	COLOR	LOCATION
12V CONSTANT WIRE	GREEN and BLUE	Ignition Harness
12V IGNITION WIRE	YELLOW	Ignition Harness
ACCESSORY WIRE	WHITE	Ignition Harness
SECOND ACCESSORY WIRE	ORANGE	Ignition Harness
STARTER WIRE	RED	Ignition Harness
POWER DOOR LOCK (-)	BLUE	Harness In Driver's Kick Panel From Driver's Door
POWER DOOR UNLOCK (-)	WHITE	
PARKING LIGHTS (+)	RED/BLACK	Behind Dimmer Switch
DOOR TRIGGER (-)	RED/BLACK	Blue Connector Left Of Steering Column
TRUNK TRIGGER (-)	Tied in with doors	
TRUNK (REAR GLASS) RELEASE (-)	RED/ORANGE	Harness In Driver's Kick Panel From Driver's Door
TACHOMETER WIRE	RED	Middle Harness On Top Of Engine
BRAKE WIRE (+)	WHITE	At Brake Pedal Switch
HORN TRIGGER (-)	BLUE/BLACK	In White Connector Directly Above Blue Connector Left Of Steering Column
LEFT FRONT WINDOW UP	ORANGE	At Driver Window Motor Inside Door
LEFT FRONT WINDOW DOWN	RED	At Driver Window Motor Inside Door
RIGHT FRONT WINDOW UP	BLUE	Harness In Driver's Kick From Driver Door
RIGHT FRONT WINDOW DOWN	GREEN	Harness In Driver's Kick From Driver Door
LEFT REAR WINDOW UP	YELLOW	Harness In Driver's Kick From Driver Door
LEFT REAR WINDOW DOWN	WHITE	Harness In Driver's Kick From Driver Door
RIGHT REAR WINDOW UP	YELLOW	Harness In Driver's Kick From Driver Door
RIGHT REAR WINDOW DOWN	WHITE	Harness In Driver's Kick From Driver Door

INTERFACE	PART NUMBER	NOTES
Transponder Immobilizer Bypass Module	DEI 556UW	Required when installing a remote start system

Please verify all part numbers before ordering.

### ADDITIONAL NOTES



Remote starter and security installations should be attempted by experienced security installers only. Information contained is accurate to the best of our knowledge and experience. Information contained is without any representation of warranty. It is the installer's responsibility to test and confirm all circuits with a digital multi-meter. Proper installation remains the responsibility of the installer. CarAlarmPros assumes no liability or responsibility resulting from an improper installation, even in reliance with the information contained in this guide.

AUDIO WIRING			
WIRE	COLOR	LOCATION	NOTES
RADIO 12V	GREEN	Radio Harness	
RADIO SWITCHED	GREEN/ORANGE	Radio Harness	
RADIO GROUND	BLACK	Radio Harness	
ILLUMINATION (+)	RED/.BLACK	Radio Harness	
POWER ANTENNA (+)		Radio Harness	
AMP TURN ON (+)		Radio Harness	
LEFT FRONT SPEAKER(+)	BROWN	Radio Harness or Speaker	
LEFT FRONT SPEAKER (-)	BLACK	Radio Harness or Speaker	
RIGHT FRONT SPEAKER (+)	GREEN/ORANGE	Radio Harness or Speaker	
RIGHT FRONT SPEAKER (-)	BLUE/ORANGE	Radio Harness or Speaker	
LEFT REAR SPEAKER (+)	GREEN	Radio Harness or Speaker	
LEFT REAR SPEAKER (-)	BLUE	Radio Harness or Speaker	
RIGHT REAR SPEAKER (+)	BLUE	Radio Harness or Speaker	
RIGHT REAR SPEAKER (-)	YELLOW	Radio Harness or Speaker	
FRONT SPEAKERS SIZE	REAR SPEAKERS SIZE	AMP LOCATION	NOTES
6.5"	5.25"		
RADIO DASH KIT OPTIONS		RADIO WIRE HARNESS OPTIONS	ANTENNA ADAPTER OPTIONS
METRA 99-1008, SCOSCHEKA2066B		METRA 70-7301, SCOSCHE HY03B	Not required
Please verify all part numbers before ordering.			






### ALARM REMOTE START WIRING

WIRE	COLOR	LOCATION
12V CONSTANT WIRE	GREEN and BLUE	Ignition Harness
12V IGNITION WIRE	YELLOW	Ignition Harness
ACCESSORY WIRE	WHITE	Ignition Harness
SECOND ACCESSORY WIRE	ORANGE	Ignition Harness
STARTER WIRE	RED	Ignition Harness
POWER DOOR LOCK (-)	BLUE	Harness In Driver's Kick Panel From Driver's Door
POWER DOOR UNLOCK (-)	WHITE	
PARKING LIGHTS (+)	RED/BLACK	Behind Dimmer Switch
DOOR TRIGGER (-)	RED/BLACK	Blue Connector Left Of Steering Column
TRUNK TRIGGER (-)	Tied in with doors	
TRUNK (REAR GLASS) RELEASE (-)	RED/ORANGE	Harness In Driver's Kick Panel From Driver's Door
TACHOMETER WIRE	RED	Middle Harness On Top Of Engine
BRAKE WIRE (+)	WHITE	At Brake Pedal Switch
HORN TRIGGER (-)	BLUE/BLACK	In White Connector Directly Above Blue Connector Left Of Steering Column
LEFT FRONT WINDOW UP	ORANGE	At Driver Window Motor Inside Door
LEFT FRONT WINDOW DOWN	RED	At Driver Window Motor Inside Door
RIGHT FRONT WINDOW UP	BLUE	Harness In Driver's Kick From Driver Door
RIGHT FRONT WINDOW DOWN	GREEN	Harness In Driver's Kick From Driver Door
LEFT REAR WINDOW UP	YELLOW	Harness In Driver's Kick From Driver Door
LEFT REAR WINDOW DOWN	WHITE	Harness In Driver's Kick From Driver Door
RIGHT REAR WINDOW UP	YELLOW	Harness In Driver's Kick From Driver Door
RIGHT REAR WINDOW DOWN	WHITE	Harness In Driver's Kick From Driver Door

INTERFACE	PART NUMBER	NOTES
Transponder Immobilizer Bypass Module	DEI 556UW	Required when installing a remote start system

Please verify all part numbers before ordering.

### ADDITIONAL NOTES



Remote starter and security installations should be attempted by experienced security installers only. Information contained is accurate to the best of our knowledge and experience. Information contained is without any representation of warranty. It is the installer's responsibility to test and confirm all circuits with a digital multi-meter. Proper installation remains the responsibility of the installer. CarAlarmPros assumes no liability or responsibility resulting from an improper installation, even in reliance with the information contained in this guide.

AUDIO WIRING			
WIRE	COLOR	LOCATION	NOTES
RADIO 12V	GREEN	Radio Harness	
RADIO SWITCHED	GREEN/ORANGE	Radio Harness	
RADIO GROUND	BLACK	Radio Harness	
ILLUMINATION (+)	RED/.BLACK	Radio Harness	
POWER ANTENNA (+)		Radio Harness	
AMP TURN ON (+)		Radio Harness	
LEFT FRONT SPEAKER(+)	BROWN	Radio Harness or Speaker	
LEFT FRONT SPEAKER (-)	BLACK	Radio Harness or Speaker	
RIGHT FRONT SPEAKER (+)	GREEN/ORANGE	Radio Harness or Speaker	
RIGHT FRONT SPEAKER (-)	BLUE/ORANGE	Radio Harness or Speaker	
LEFT REAR SPEAKER (+)	GREEN	Radio Harness or Speaker	
LEFT REAR SPEAKER (-)	BLUE	Radio Harness or Speaker	
RIGHT REAR SPEAKER (+)	BLUE	Radio Harness or Speaker	
RIGHT REAR SPEAKER (-)	YELLOW	Radio Harness or Speaker	
FRONT SPEAKERS SIZE	REAR SPEAKERS SIZE	AMP LOCATION	NOTES
6.5"	5.25"		
RADIO DASH KIT OPTIONS		RADIO WIRE HARNESS OPTIONS	ANTENNA ADAPTER OPTIONS
METRA 99-1008, SCOSCHEKA2066B		METRA 70-7301, SCOSCHE HY03B	Not required
Please verify all part numbers before ordering.			