

TRIPLE S *Customs*

LINCOLN NAVIGATOR 1998-2006 VEHICLE WIRING

WIRING INFORMATION: 1998 Lincoln Navigator

| WIRE | WIRE COLOR | LOCATION |
|---------------------------|----------------------|---|
| 12V CONSTANT WIRE | YELLOW, GREEN/PURPLE | Ignition harness |
| 12V IGNITION WIRE | BLUE/LT.GREEN | |
| 12V ACCESSORY WIRE | GRAY/YELLOW | |
| SECOND 12V ACCESSORY WIRE | BLACK/GREEN | |
| THIRD 12V ACCESSORY WIRE | RED/BLACK | |
| STARTER WIRE | RED/LT.BLUE | |
| PARKING LIGHTS (+) | BROWN | Behind Headlight switch Or Driver Kick Panel |
| POWER DOOR LOCK (-) | PINK/YELLOW | Module In Driver Kick Panel Against Fire Wall |
| POWER DOOR UNLOCK (-) | PINK/GREEN | Module In Driver Kick Panel Against Fire Wall |
| DOOR TRIGGER (-) | LT.BLUE/WHITE | Module In Driver Kick Panel Against Fire Wall |

There are two LT.BLUE/WHITE wires at the module where you can find the door trigger wire. Test with a digital multi-meter only to prevent damaging the circuit connected to the other LT.BLUE/WHITE wire.





| | | |
|---------------------------|-----------------------------|----------------------|
| TRUNK TRIGGER | Tied in with doors | |
| DOMELIGHT SUPERVISION (+) | BLACK/LT BLUE | Passenger kick panel |
| BRAKE WIRE (+) | GREEN | Brake switch |
| TACHOMETER WIRE | Depends on vehicle's engine | |

4.6L models- Wire at ignition coil that is not RED/GREEN.

5.4L models- LT.GREEN/WHITE at the coil on the passenger side of the engine between the fuel injectors.

| | | |
|-------------------------|--------------|--|
| HORN TRIGGER (-) | DARK BLUE | In Brown Connector To The Right Of The Steering column |
| LEFT FRONT WINDOW UP | WHITE/BLACK | At Driver Window Motor Inside Door |
| LEFT FRONT WINDOW DOWN | ORANGE/WHITE | At Driver Window Motor Inside Door |
| RIGHT FRONT WINDOW UP | TAN/BLUE | Harness In Driver's Kick From Driver Door |
| RIGHT FRONT WINDOW DOWN | WHITE/YELLOW | Harness In Driver's Kick From Driver Door |
| LEFT REAR WINDOW UP | YELLOW/BLUE | Harness In Driver's Kick From Driver Door |
| LEFT REAR WINDOW DOWN | GRAY/ORANGE | Harness In Driver's Kick From Driver Door |
| RIGHT REAR WINDOW UP | RED/BLACK | Harness In Driver's Kick From Driver Door |
| RIGHT REAR WINDOW DOWN | YELLOW/BLACK | Harness In Driver's Kick From Driver Door |

Most models are equipped with the PATS anti-theft system. This must be bypassed when installing a remote start.



WIRING INFORMATION: 1999 Lincoln Navigator

| WIRE | WIRE COLOR | LOCATION |
|---------------------------|----------------------|---|
| 12V CONSTANT WIRE | YELLOW, GREEN/PURPLE | Ignition harness |
| 12V IGNITION WIRE | BLUE/LT.GREEN | |
| 12V ACCESSORY WIRE | GRAY/YELLOW | |
| SECOND 12V ACCESSORY WIRE | BLACK/GREEN | |
| THIRD 12V ACCESSORY WIRE | RED/BLACK | |
| STARTER WIRE | RED/LT.BLUE | |
| PARKING LIGHTS (+) | BROWN | Behind Headlight switch Or Driver Kick Panel |
| POWER DOOR LOCK (-) | PINK/YELLOW | Module In Driver Kick Panel Against Fire Wall |
| POWER DOOR UNLOCK (-) | PINK/GREEN | Module In Driver Kick Panel Against Fire Wall |
| DOOR TRIGGER (-) | LT.BLUE/WHITE | Module In Driver Kick Panel Against Fire Wall |

There are two LT.BLUE/WHITE wires at the module where you can find the door trigger wire. Test with a digital multi-meter only to prevent damaging the circuit connected to the other LT.BLUE/WHITE wire.



| | | |
|---------------------------|-----------------------------|----------------------|
| TRUNK TRIGGER | Tied in with doors | |
| DOMELIGHT SUPERVISION (+) | BLACK/LT BLUE | Passenger kick panel |
| BRAKE WIRE (+) | GREEN | Brake switch |
| TACHOMETER WIRE | Depends on vehicle's engine | |

4.6L models- Wire at ignition coil that is not RED/GREEN.

5.4L models- LT.GREEN/WHITE at the coil on the passenger side of the engine between the fuel injectors.





| | | |
|-------------------------|--------------|--|
| HORN TRIGGER (-) | DARK BLUE | In Brown Connector To The Right Of The Steering column |
| LEFT FRONT WINDOW UP | WHITE/BLACK | At Driver Window Motor Inside Door |
| LEFT FRONT WINDOW DOWN | ORANGE/WHITE | At Driver Window Motor Inside Door |
| RIGHT FRONT WINDOW UP | TAN/BLUE | Harness In Driver's Kick From Driver Door |
| RIGHT FRONT WINDOW DOWN | WHITE/YELLOW | Harness In Driver's Kick From Driver Door |
| LEFT REAR WINDOW UP | YELLOW/BLUE | Harness In Driver's Kick From Driver Door |
| LEFT REAR WINDOW DOWN | GRAY/ORANGE | Harness In Driver's Kick From Driver Door |
| RIGHT REAR WINDOW UP | RED/BLACK | Harness In Driver's Kick From Driver Door |
| RIGHT REAR WINDOW DOWN | YELLOW/BLACK | Harness In Driver's Kick From Driver Door |

Most models are equipped with the PATS anti-theft system. This must be bypassed when installing a remote start.





WIRING INFORMATION: 2000 Lincoln Navigator

| WIRE | WIRE COLOR | LOCATION |
|---|-----------------------------|--|
| 12V CONSTANT WIRE | YELLOW, GREEN/PURPLE | Ignition harness |
| 12V IGNITION WIRE | BLUE/LT.GREEN | |
| 12V ACCESSORY WIRE | GRAY/YELLOW | |
| SECOND 12V ACCESSORY WIRE | BLACK/GREEN | |
| THIRD 12V ACCESSORY WIRE | RED/BLACK | |
| STARTER WIRE | RED/LT.BLUE | |
| PARKING LIGHTS (+) | BROWN | Behind Headlight switch Or Driver Kick Panel |
| POWER DOOR LOCK (-) | PINK/YELLOW | Module In Driver Kick Panel Against Fire Wall |
| POWER DOOR UNLOCK (-) | PINK/GREEN | Module In Driver Kick Panel Against Fire Wall |
| DOOR TRIGGER (-) | LT.BLUE/WHITE | Module In Driver Kick Panel Against Fire Wall |
| There are two LT.BLUE/WHITE wires at the module where you can find the door trigger wire. Test with a digital multi-meter only to prevent damaging the circuit connected to the other LT.BLUE/WHITE wire. | | |
| TRUNK TRIGGER | Tied in with doors | |
| DOMELIGHT SUPERVISION (+) | BLACK/LT BLUE | Passenger kick panel |
| BRAKE WIRE (+) | GREEN | Brake switch |
| TACHOMETER WIRE | Depends on vehicle's engine | |
| 4.6L models- Wire at ignition coil that is not RED/GREEN. | | |
| 5.4L models- LT.GREEN/WHITE at the coil on the passenger side of the engine between the fuel injectors. | | |
| HORN TRIGGER (-) | DARK BLUE | In Brown Connector To The Right Of The Steering column |
| LEFT FRONT WINDOW UP | WHITE/BLACK | At Driver Window Motor Inside Door |
| LEFT FRONT WINDOW DOWN | ORANGE/WHITE | At Driver Window Motor Inside Door |
| RIGHT FRONT WINDOW UP | TAN/BLUE | Harness In Driver's Kick From Driver Door |
| RIGHT FRONT WINDOW DOWN | WHITE/YELLOW | Harness In Driver's Kick From Driver Door |
| LEFT REAR WINDOW UP | YELLOW/BLUE | Harness In Driver's Kick From Driver Door |
| LEFT REAR WINDOW DOWN | GRAY/ORANGE | Harness In Driver's Kick From Driver Door |
| RIGHT REAR WINDOW UP | RED/BLACK | Harness In Driver's Kick From Driver Door |
| RIGHT REAR WINDOW DOWN | YELLOW/BLACK | Harness In Driver's Kick From Driver Door |
| Most models are equipped with the PATS anti-theft system. This must be bypassed when installing a remote start. | | |






WIRING INFORMATION: 2001 Lincoln Navigator

| WIRE | WIRE COLOR | LOCATION |
|---|-----------------------------|--|
| 12V CONSTANT WIRE | YELLOW, GREEN/PURPLE | Ignition harness |
| 12V IGNITION WIRE | BLUE/LT.GREEN | |
| 12V ACCESSORY WIRE | GRAY/YELLOW | |
| SECOND 12V ACCESSORY WIRE | BLACK/GREEN | |
| THIRD 12V ACCESSORY WIRE | RED/BLACK | |
| STARTER WIRE | RED/LT.BLUE | |
| PARKING LIGHTS (+) | BROWN | Behind Headlight switch Or Driver Kick Panel |
| POWER DOOR LOCK (-) | PINK/YELLOW | Module In Driver Kick Panel Against Fire Wall |
| POWER DOOR UNLOCK (-) | PINK/GREEN | Module In Driver Kick Panel Against Fire Wall |
| DOOR TRIGGER (-) | LT.BLUE/WHITE | Module In Driver Kick Panel Against Fire Wall |
| There are two LT.BLUE/WHITE wires at the module where you can find the door trigger wire. Test with a digital multi-meter only to prevent damaging the circuit connected to the other LT.BLUE/WHITE wire. | | |
| TRUNK TRIGGER | Tied in with doors | |
| DOMELIGHT SUPERVISION (+) | BLACK/LT BLUE | Passenger kick panel |
| BRAKE WIRE (+) | GREEN | Brake switch |
| TACHOMETER WIRE | Depends on vehicle's engine | |
| 4.6L models- Wire at ignition coil that is not RED/GREEN. | | |
| 5.4L models- LT.GREEN/WHITE at the coil on the passenger side of the engine between the fuel injectors. | | |
| HORN TRIGGER (-) | DARK BLUE | In Brown Connector To The Right Of The Steering column |
| LEFT FRONT WINDOW UP | WHITE/BLACK | At Driver Window Motor Inside Door |
| LEFT FRONT WINDOW DOWN | ORANGE/WHITE | At Driver Window Motor Inside Door |
| RIGHT FRONT WINDOW UP | TAN/BLUE | Harness In Driver's Kick From Driver Door |
| RIGHT FRONT WINDOW DOWN | WHITE/YELLOW | Harness In Driver's Kick From Driver Door |
| LEFT REAR WINDOW UP | YELLOW/BLUE | Harness In Driver's Kick From Driver Door |
| LEFT REAR WINDOW DOWN | GRAY/ORANGE | Harness In Driver's Kick From Driver Door |
| RIGHT REAR WINDOW UP | RED/BLACK | Harness In Driver's Kick From Driver Door |
| RIGHT REAR WINDOW DOWN | YELLOW/BLACK | Harness In Driver's Kick From Driver Door |
| Most models are equipped with the PATS anti-theft system. This must be bypassed when installing a remote start. | | |





WIRING INFORMATION: 2002 Lincoln Navigator

| WIRE | WIRE COLOR | LOCATION |
|---|-----------------------------|--|
| 12V CONSTANT WIRE | YELLOW, GREEN/PURPLE | Ignition harness |
| 12V IGNITION WIRE | BLUE/LT.GREEN | |
| 12V ACCESSORY WIRE | GRAY/YELLOW | |
| SECOND 12V ACCESSORY WIRE | BLACK/GREEN | |
| THIRD 12V ACCESSORY WIRE | RED/BLACK | |
| STARTER WIRE | RED/LT.BLUE | |
| PARKING LIGHTS (+) | BROWN | Behind Headlight switch Or Driver Kick Panel |
| POWER DOOR LOCK (-) | PINK/YELLOW | Module In Driver Kick Panel Against Fire Wall |
| POWER DOOR UNLOCK (-) | PINK/GREEN | Module In Driver Kick Panel Against Fire Wall |
| DOOR TRIGGER (-) | LT.BLUE/WHITE | Module In Driver Kick Panel Against Fire Wall |
| There are two LT.BLUE/WHITE wires at the module where you can find the door trigger wire. Test with a digital multi-meter only to prevent damaging the circuit connected to the other LT.BLUE/WHITE wire. | | |
| TRUNK TRIGGER | Tied in with doors | |
| DOMELIGHT SUPERVISION (+) | BLACK/LT BLUE | Passenger kick panel |
| BRAKE WIRE (+) | GREEN | Brake switch |
| TACHOMETER WIRE | Depends on vehicle's engine | |
| 4.6L models- Wire at ignition coil that is not RED/GREEN. | | |
| 5.4L models- LT.GREEN/WHITE at the coil on the passenger side of the engine between the fuel injectors. | | |
| HORN TRIGGER (-) | DARK BLUE | In Brown Connector To The Right Of The Steering column |
| LEFT FRONT WINDOW UP | WHITE/BLACK | At Driver Window Motor Inside Door |
| LEFT FRONT WINDOW DOWN | ORANGE/WHITE | At Driver Window Motor Inside Door |
| RIGHT FRONT WINDOW UP | TAN/BLUE | Harness In Driver's Kick From Driver Door |
| RIGHT FRONT WINDOW DOWN | WHITE/YELLOW | Harness In Driver's Kick From Driver Door |
| LEFT REAR WINDOW UP | YELLOW/BLUE | Harness In Driver's Kick From Driver Door |
| LEFT REAR WINDOW DOWN | GRAY/ORANGE | Harness In Driver's Kick From Driver Door |
| RIGHT REAR WINDOW UP | RED/BLACK | Harness In Driver's Kick From Driver Door |
| RIGHT REAR WINDOW DOWN | YELLOW/BLACK | Harness In Driver's Kick From Driver Door |
| Most models are equipped with the PATS anti-theft system. This must be bypassed when installing a remote start. | | |





WIRING INFORMATION: 2003 Lincoln Navigator

| WIRE | WIRE COLOR | LOCATION |
|---|---------------------------|---|
| 12V CONSTANT WIRE | LT.GREEN/PURPLE | Ignition harness |
| 12V IGNITION WIRE | BLUE/LT.GREEN | Ignition harness |
| 12V ACCESSORY WIRE | BLACK/LT.GREEN | Ignition harness |
| STARTER WIRE | RED/LT.BLUE | Ignition harness |
| PARKING LIGHTS (+) | BROWN | Headlight switch |
| POWER DOOR LOCK (-) | PINK/YELLOW | Large Harness In Driver's Kick Or Gray Plug At Vehicle Security Module |
| POWER DOOR UNLOCK (-) | PINK/GREEN | |
| Vehicle Security Module is a black module in the passenger kick panel mounted on the side close to the firewall. It has three plugs facing towards the back of the vehicle. | | |
| DOOR TRIGGER (+) | BLACK/LT.BLUE | |
| LIFTGATE GLASS RELEASE (+) | WHITE/PINK | Blue Plug At Vehicle Security Module |
| BRAKE WIRE (+) | GREEN | Brake Switch Or Large Harness In Driver's Kick Panel Running To Rear Of Vehicle |
| TACHOMETER WIRE | Any wire NOT RED/LT.GREEN | At Any Ignition Coil |
| HORN TRIGGER (-) | DARK BLUE | Green Plug At Vehicle Security Module |
| LEFT FRONT WINDOW UP | WHITE/BLACK | At Window Switch In Driver's Door |
| LEFT FRONT WINDOW DOWN | TAN/LT.BLUE | At Window Switch In Driver's Door |
| RIGHT FRONT WINDOW UP | TAN/LT.BLUE | At Harness In Driver' Kick Panel From Driver's Door |
| RIGHT FRONT WINDOW DOWN | WHITE/YELLOW | |
| LEFT REAR WINDOW UP | YELLOW/LT.BLUE | |
| LEFT REAR WINDOW DOWN | GRAY/ORANGE | |
| RIGHT REAR WINDOW UP | RED/BLACK | |
| RIGHT REAR WINDOW DOWN | YELLOW/BLACK | |
| Most models are equipped with the Securilock anti-theft system. This must be bypassed when installing a remote start. | | |





WIRING INFORMATION: 2004 Lincoln Navigator

| WIRE | WIRE COLOR | LOCATION |
|---|----------------------------|--|
| 12V CONSTANT WIRE | LT.GREEN/PURPLE | Ignition harness |
| 12V IGNITION WIRE | BLUE/LT.GREEN | Ignition harness |
| 12V ACCESSORY WIRE | BLACK/LT.GREEN | Ignition harness |
| STARTER WIRE | RED/LT.BLUE | Ignition harness |
| PARKING LIGHTS (+) | BROWN | Headlight switch |
| POWER DOOR LOCK (-) | PINK/YELLOW | Large Harness In Driver's Kick Or Gray Plug At Vehicle Security Module |
| POWER DOOR UNLOCK (-) | PINK/GREEN | |
| Vehicle Security Module is a black module in the passenger kick panel mounted on the side close to the firewall. It has three plugs facing towards the back of the vehicle. | | |
| DOOR TRIGGER (+) | BLACK/LT.BLUE | |
| LIFTGATE GLASS RELEASE (+) | WHITE/PINK | Blue Plug At Vehicle Security Module |
| BRAKE WIRE (+) | GREEN | Brake Switch Or Large Harness In Driver's Kick Panel Running To Rear Of Vehicle |
| TACHOMETER WIRE | Any wire NOT RED/LT, GREEN | At Any Ignition Coil |
| HORN TRIGGER (-) | DARK BLUE | Green Plug At Vehicle Security Module |
| LEFT FRONT WINDOW UP | WHITE/BLACK | At Window Switch In Driver's Door |
| LEFT FRONT WINDOW DOWN | TAN/LT.BLUE | At Window Switch In Driver's Door |
| RIGHT FRONT WINDOW UP | TAN/LT.BLUE | At Harness In Driver' Kick Panel From Driver's Door |
| RIGHT FRONT WINDOW DOWN | WHITE/YELLOW | |
| LEFT REAR WINDOW UP | YELLOW/LT.BLUE | |
| LEFT REAR WINDOW DOWN | GRAY/ORANGE | |
| RIGHT REAR WINDOW UP | RED/BLACK | |
| RIGHT REAR WINDOW DOWN | YELLOW/BLACK | |
| Most models are equipped with the Securilock anti-theft system. This must be bypassed when installing a remote start. | | |



WIRING INFORMATION: 2005 Lincoln Navigator

| WIRE | WIRE COLOR | LOCATION |
|---|---------------------------|---|
| 12V CONSTANT WIRE | LT.GREEN/PURPLE | Ignition harness |
| 12V IGNITION WIRE | BLUE/LT.GREEN | Ignition harness |
| 12V ACCESSORY WIRE | BLACK/LT.GREEN | Ignition harness |
| STARTER WIRE | RED/LT.BLUE | Ignition harness |
| PARKING LIGHTS (+) | BROWN | Headlight switch |
| POWER DOOR LOCK (-) | PINK/YELLOW | Large Harness In Driver's Kick Or Gray Plug At Vehicle Security Module |
| POWER DOOR UNLOCK (-) | PINK/GREEN | |
| Vehicle Security Module is a black module in the passenger kick panel mounted on the side close to the firewall. It has three plugs facing towards the back of the vehicle. | | |
| DOOR TRIGGER (+) | BLACK/LT.BLUE | |
| LIFTGATE GLASS RELEASE (+) | WHITE/PINK | Blue Plug At Vehicle Security Module |
| BRAKE WIRE (+) | GREEN | Brake Switch Or Large Harness In Driver's Kick Panel Running To Rear Of Vehicle |
| TACHOMETER WIRE | Any wire NOT RED/LT.GREEN | At Any Ignition Coil |
| HORN TRIGGER (-) | DARK BLUE | Green Plug At Vehicle Security Module |
| LEFT FRONT WINDOW UP | WHITE/BLACK | At Window Switch In Driver's Door |
| LEFT FRONT WINDOW DOWN | TAN/LT.BLUE | At Window Switch In Driver's Door |
| RIGHT FRONT WINDOW UP | TAN/LT.BLUE | At Harness In Driver' Kick Panel From Driver's Door |
| RIGHT FRONT WINDOW DOWN | WHITE/YELLOW | |
| LEFT REAR WINDOW UP | YELLOW/LT.BLUE | |
| LEFT REAR WINDOW DOWN | GRAY/ORANGE | |
| RIGHT REAR WINDOW UP | RED/BLACK | |
| RIGHT REAR WINDOW DOWN | YELLOW/BLACK | |
| Most models are equipped with the Securilock anti-theft system. This must be bypassed when installing a remote start. | | |



WIRING INFORMATION: 2006 Lincoln Navigator

| WIRE | WIRE COLOR | LOCATION |
|---|---------------------------|---|
| 12V CONSTANT WIRE | LT.GREEN/PURPLE | Ignition harness |
| 12V IGNITION WIRE | BLUE/LT.GREEN | Ignition harness |
| 12V ACCESSORY WIRE | BLACK/LT.GREEN | Ignition harness |
| STARTER WIRE | RED/LT.BLUE | Ignition harness |
| PARKING LIGHTS (+) | BROWN | Headlight switch |
| POWER DOOR LOCK (-) | PINK/YELLOW | Large Harness In Driver's Kick Or Gray Plug At Vehicle Security Module |
| POWER DOOR UNLOCK (-) | PINK/GREEN | |
| Vehicle Security Module is a black module in the passenger kick panel mounted on the side close to the firewall. It has three plugs facing towards the back of the vehicle. | | |
| DOOR TRIGGER (+) | BLACK/LT.BLUE | |
| LIFTGATE GLASS RELEASE (+) | WHITE/PINK | Blue Plug At Vehicle Security Module |
| BRAKE WIRE (+) | GREEN | Brake Switch Or Large Harness In Driver's Kick Panel Running To Rear Of Vehicle |
| TACHOMETER WIRE | Any wire NOT RED/LT.GREEN | At Any Ignition Coil |
| HORN TRIGGER (-) | DARK BLUE | Green Plug At Vehicle Security Module |
| LEFT FRONT WINDOW UP | WHITE/BLACK | At Window Switch In Driver's Door |
| LEFT FRONT WINDOW DOWN | TAN/LT.BLUE | At Window Switch In Driver's Door |
| RIGHT FRONT WINDOW UP | TAN/LT.BLUE | At Harness In Driver' Kick Panel From Driver's Door |
| RIGHT FRONT WINDOW DOWN | WHITE/YELLOW | |
| LEFT REAR WINDOW UP | YELLOW/LT.BLUE | |
| LEFT REAR WINDOW DOWN | GRAY/ORANGE | |
| RIGHT REAR WINDOW UP | RED/BLACK | |
| RIGHT REAR WINDOW DOWN | YELLOW/BLACK | |
| Most models are equipped with the Securilock anti-theft system. This must be bypassed when installing a remote start. | | |

