

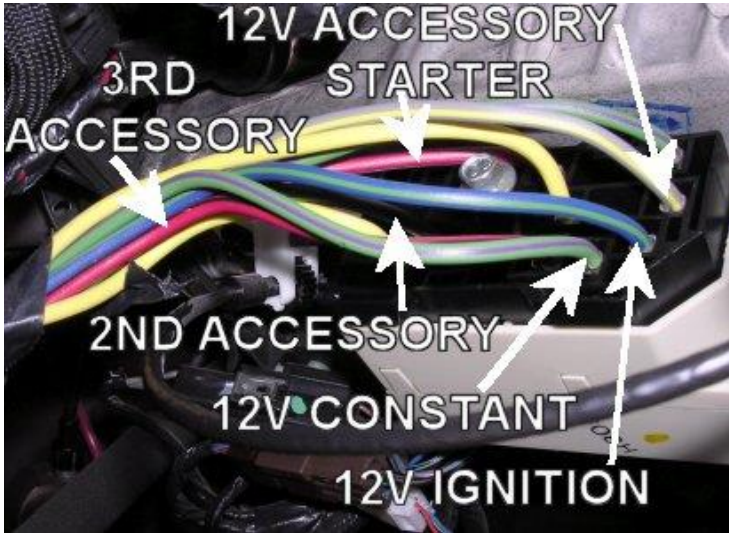


ALARM REMOTE START WIRING

WIRE	COLOR	LOCATION
12V CONSTANT WIRE	YELLOW, GREEN/PURPLE	Ignition harness
STARTER WIRE 1	RED/LT.BLUE	Ignition harness
IGNITION WIRE 1	BLUE/LT.GREEN	Ignition harness
ACCESSORY WIRE 1	GRAY/YELLOW	Ignition harness
ACCESSORY WIRE 2	BLACK/GREEN	Ignition harness
ACCESSORY WIRE 3	RED/BLACK	Ignition harness
BRAKE WIRE (+)	GREEN	Brake switch
TACHOMETER WIRE	Depends on vehicle's engine	
Notes: 4.6L models- Wire at ignition coil that is not RED/GREEN. 5.4L models- LT.GREEN/WHITE at the coil on the passenger side of the engine between the fuel injectors.		
HORN TRIGGER (-)	DARK BLUE	In Brown Connector To The Right Of The Steering column
PARKING LIGHTS (+)	BROWN	Behind Headlight switch Or Driver Kick Panel
DOOR TRIGGER (-)	LT.BLUE/WHITE	Module In Driver Kick Panel Against Fire Wall
Notes: There are two LT.BLUE/WHITE wires at the module where you can find the door trigger wire. Test with a digital multi-meter only to prevent damaging the circuit connected to the other LT.BLUE/WHITE wire.		
TRUNK TRIGGER	Tied in with doors	
DOMELIGHT SUPERVISION (+)	BLACK/LT BLUE	Passenger kick panel
POWER DOOR LOCK (-)	PINK/YELLOW	Module In Driver Kick Panel Against Fire Wall
POWER DOOR UNLOCK (-)	PINK/GREEN	Module In Driver Kick Panel Against Fire Wall
LEFT FRONT WINDOW UP	WHITE/BLACK	At Driver Window Motor Inside Door
LEFT FRONT WINDOW DOWN	ORANGE/WHITE	At Driver Window Motor Inside Door
RIGHT FRONT WINDOW UP	TAN/BLUE	Harness In Driver's Kick From Driver Door
RIGHT FRONT WINDOW DOWN	WHITE/YELLOW	Harness In Driver's Kick From Driver Door
LEFT REAR WINDOW UP	YELLOW/BLUE	Harness In Driver's Kick From Driver Door
LEFT REAR WINDOW DOWN	GRAY/ORANGE	Harness In Driver's Kick From Driver Door
RIGHT REAR WINDOW UP	RED/BLACK	Harness In Driver's Kick From Driver Door
RIGHT REAR WINDOW DOWN	YELLOW/BLACK	Harness In Driver's Kick From Driver Door

INTERFACE	PART NUMBER	NOTES
PATS Immobilizer Bypass Module	DEI 555FW or DEI 556UW	Required when installing a remote start system
Please verify all part numbers before ordering.		

ADDITIONAL NOTES



Remote starter and security installations should be attempted by experienced security installers only. Information contained is accurate to the best of our knowledge and experience. Information contained is without any representation of warranty. It is the installer's responsibility to test and confirm all circuits with a digital multi-meter. Proper installation remains the responsibility of the installer. CarAlarmPros assumes no liability or responsibility resulting from an improper installation, even in reliance with the information contained in this guide.

AUDIO WIRING			
WIRE	COLOR	LOCATION	NOTES
RADIO 12V	WHITE/PURPLE	At Radio Harness	
12V SWITCHED	BLACK/PINK	At Radio Harness	
RADIO GROUND	BLACK/GREEN	At Radio Harness	
ILLUMINATION (+)	BLUE/BLACK	At Radio Harness	
POWER ANTENNA (+)	BLUE	At Radio Harness	
LEFT FRONT SPEAKER (+)	WHITE/RED	At Speaker	
LEFT FRONT SPEAKER (-)	BROWN	At Speaker	
RIGHT FRONT SPEAKER (+)	GREEN	At Speaker	
RIGHT FRONT SPEAKER (-)	WHITE/ORANGE	At Speaker	
LEFT REAR SPEAKER (+)	LT.BLUE/BLACK	At Speaker	
LEFT REAR SPEAKER (-)	YELLOW	At Speaker	
RIGHT REAR SPEAKER (+)	PURPLE/WHITE	At Speaker	
RIGHT REAR SPEAKER (-)	LT.BLUE	At Speaker	

FRONT SPEAKERS SIZE	REAR SPEAKERS SIZE	AMP LOCATION	NOTES
6x8"	6x8"		

RADIO DASH KIT OPTIONS	RADIO WIRE HARNESS OPTIONS	ANTENNA ADAPTER OPTIONS
METRA 99-5802, SCOSCHE FD1325B	METRA 70-5600, SCOSCHE FD16B	Not required


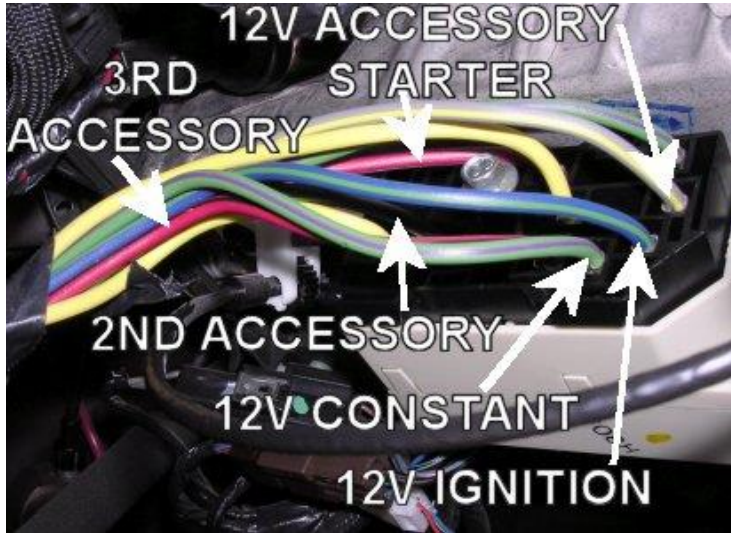
Please verify all part numbers before ordering.

ALARM REMOTE START WIRING

WIRE	COLOR	LOCATION
12V CONSTANT WIRE	YELLOW, GREEN/PURPLE	Ignition harness
STARTER WIRE 1	RED/LT.BLUE	Ignition harness
IGNITION WIRE 1	BLUE/LT.GREEN	Ignition harness
ACCESSORY WIRE 1	GRAY/YELLOW	Ignition harness
ACCESSORY WIRE 2	BLACK/GREEN	Ignition harness
ACCESSORY WIRE 3	RED/BLACK	Ignition harness
BRAKE WIRE (+)	GREEN	Brake switch
TACHOMETER WIRE	Depends on vehicle's engine	4.6L models- Wire at ignition coil that is not RED/GREEN. 5.4L models- LT.GREEN/WHITE at the coil on the passenger side of the engine between the fuel injectors.
HORN TRIGGER (-)	DARK BLUE	In Brown Connector To The Right Of The Steering column
PARKING LIGHTS (+)	BROWN	Behind Headlight switch Or Driver Kick Panel
DOOR TRIGGER (-)	LT.BLUE/WHITE	Module In Driver Kick Panel Against Fire Wall
Notes: There are two LT.BLUE/WHITE wires at the module where you can find the door trigger wire. Test with a digital multi-meter only to prevent damaging the circuit connected to the other LT.BLUE/WHITE wire.		
TRUNK TRIGGER	Tied in with doors	
DOMELIGHT SUPERVISION (+)	BLACK/LT BLUE	Passenger kick panel
POWER DOOR LOCK (-)	PINK/YELLOW	Module In Driver Kick Panel Against Fire Wall
POWER DOOR UNLOCK (-)	PINK/GREEN	Module In Driver Kick Panel Against Fire Wall
LEFT FRONT WINDOW UP	WHITE/BLACK	At Driver Window Motor Inside Door
LEFT FRONT WINDOW DOWN	ORANGE/WHITE	At Driver Window Motor Inside Door
RIGHT FRONT WINDOW UP	TAN/BLUE	Harness In Driver's Kick From Driver Door
RIGHT FRONT WINDOW DOWN	WHITE/YELLOW	Harness In Driver's Kick From Driver Door
LEFT REAR WINDOW UP	YELLOW/BLUE	Harness In Driver's Kick From Driver Door
LEFT REAR WINDOW DOWN	GRAY/ORANGE	Harness In Driver's Kick From Driver Door
RIGHT REAR WINDOW UP	RED/BLACK	Harness In Driver's Kick From Driver Door
RIGHT REAR WINDOW DOWN	YELLOW/BLACK	Harness In Driver's Kick From Driver Door

INTERFACE	PART NUMBER	NOTES
PATS Immobilizer Bypass Module	DEI 555PW or 555FW or DEI 556UW	Required when installing a remote start system
Please verify all part numbers before ordering.		

ADDITIONAL NOTES



Remote starter and security installations should be attempted by experienced security installers only. Information contained is accurate to the best of our knowledge and experience. Information contained is without any representation of warranty. It is the installer's responsibility to test and confirm all circuits with a digital multi-meter. Proper installation remains the responsibility of the installer. CarAlarmPros assumes no liability or responsibility resulting from an improper installation, even in reliance with the information contained in this guide.

AUDIO WIRING			
WIRE	COLOR	LOCATION	NOTES
RADIO 12V	WHITE/PURPLE	At Radio Harness	
12V SWITCHED	BLACK/PINK	At Radio Harness	
RADIO GROUND	BLACK/GREEN	At Radio Harness	
ILLUMINATION (+)	BLUE/BLACK	At Radio Harness	
POWER ANTENNA (+)	BLUE	At Radio Harness	
LEFT FRONT SPEAKER (+)	WHITE/RED	At Speaker	
LEFT FRONT SPEAKER (-)	BROWN	At Speaker	
RIGHT FRONT SPEAKER (+)	GREEN	At Speaker	
RIGHT FRONT SPEAKER (-)	WHITE/ORANGE	At Speaker	
LEFT REAR SPEAKER (+)	LT.BLUE/BLACK	At Speaker	
LEFT REAR SPEAKER (-)	YELLOW	At Speaker	
RIGHT REAR SPEAKER (+)	PURPLE/WHITE	At Speaker	
RIGHT REAR SPEAKER (-)	LT.BLUE	At Speaker	

FRONT SPEAKERS SIZE	REAR SPEAKERS SIZE	AMP LOCATION	NOTES
6x8"	6x8"		

RADIO DASH KIT OPTIONS	RADIO WIRE HARNESS OPTIONS	ANTENNA ADAPTER OPTIONS
METRA 99-5802, SCOSCHE FD1325B	METRA 70-5600, SCOSCHE FD16B	Not required



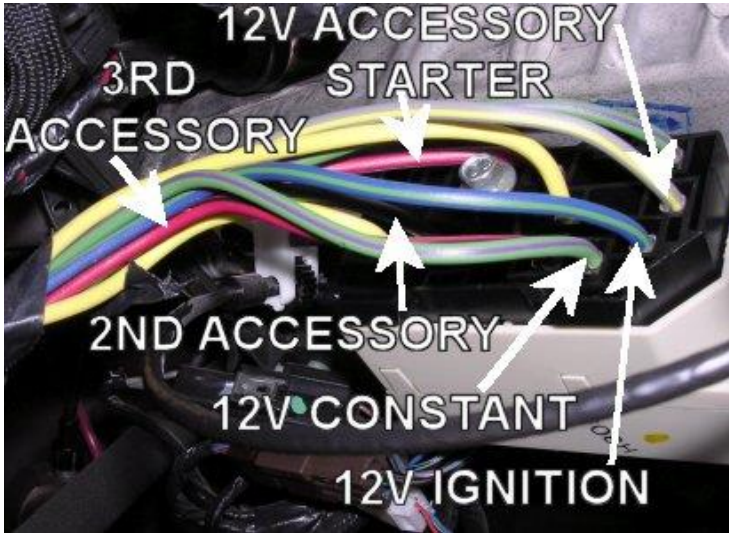
Please verify all part numbers before ordering.

ALARM REMOTE START WIRING

WIRE	COLOR	LOCATION
12V CONSTANT WIRE	YELLOW, GREEN/PURPLE	Ignition harness
STARTER WIRE 1	RED/LT.BLUE	Ignition harness
IGNITION WIRE 1	BLUE/LT.GREEN	Ignition harness
ACCESSORY WIRE 1	GRAY/YELLOW	Ignition harness
ACCESSORY WIRE 2	BLACK/GREEN	Ignition harness
ACCESSORY WIRE 3	RED/BLACK	Ignition harness
BRAKE WIRE (+)	GREEN	Brake switch
TACHOMETER WIRE	Depends on vehicle's engine	4.6L models- Wire at ignition coil that is not RED/GREEN. 5.4L models- LT.GREEN/WHITE at the coil on the passenger side of the engine between the fuel injectors.
HORN TRIGGER (-)	DARK BLUE	In Brown Connector To The Right Of The Steering column
PARKING LIGHTS (+)	BROWN	Behind Headlight switch Or Driver Kick Panel
DOOR TRIGGER (-)	LT.BLUE/WHITE	Module In Driver Kick Panel Against Fire Wall
Notes: There are two LT.BLUE/WHITE wires at the module where you can find the door trigger wire. Test with a digital multi-meter only to prevent damaging the circuit connected to the other LT.BLUE/WHITE wire.		
TRUNK TRIGGER	Tied in with doors	
DOMELIGHT SUPERVISION (+)	BLACK/LT BLUE	Passenger kick panel
POWER DOOR LOCK (-)	PINK/YELLOW	Module In Driver Kick Panel Against Fire Wall
POWER DOOR UNLOCK (-)	PINK/GREEN	Module In Driver Kick Panel Against Fire Wall
LEFT FRONT WINDOW UP	WHITE/BLACK	At Driver Window Motor Inside Door
LEFT FRONT WINDOW DOWN	ORANGE/WHITE	At Driver Window Motor Inside Door
RIGHT FRONT WINDOW UP	TAN/BLUE	Harness In Driver's Kick From Driver Door
RIGHT FRONT WINDOW DOWN	WHITE/YELLOW	Harness In Driver's Kick From Driver Door
LEFT REAR WINDOW UP	YELLOW/BLUE	Harness In Driver's Kick From Driver Door
LEFT REAR WINDOW DOWN	GRAY/ORANGE	Harness In Driver's Kick From Driver Door
RIGHT REAR WINDOW UP	RED/BLACK	Harness In Driver's Kick From Driver Door
RIGHT REAR WINDOW DOWN	YELLOW/BLACK	Harness In Driver's Kick From Driver Door

INTERFACE	PART NUMBER	NOTES
PATS Immobilizer Bypass Module	DEI 556UW	Required when installing a remote start system
Please verify all part numbers before ordering.		

ADDITIONAL NOTES



Remote starter and security installations should be attempted by experienced security installers only. Information contained is accurate to the best of our knowledge and experience. Information contained is without any representation of warranty. It is the installer's responsibility to test and confirm all circuits with a digital multi-meter. Proper installation remains the responsibility of the installer. CarAlarmPros assumes no liability or responsibility resulting from an improper installation, even in reliance with the information contained in this guide.

AUDIO WIRING			
WIRE	COLOR	LOCATION	NOTES
RIGHT REAR SPEAKER (-)	LT.BLUE	At Speaker	
RADIO 12V	WHITE/PURPLE	At Radio Harness	
12V SWITCHED	BLACK/PINK	At Radio Harness	
RADIO GROUND	BLACK/GREEN	At Radio Harness	
ILLUMINATION (+)	BLUE/BLACK	At Radio Harness	
POWER ANTENNA (+)	BLUE	At Radio Harness	
LEFT FRONT SPEAKER (+)	WHITE/RED	At Speaker	
LEFT FRONT SPEAKER (-)	BROWN	At Speaker	
RIGHT FRONT SPEAKER (+)	GREEN	At Speaker	
RIGHT FRONT SPEAKER (-)	WHITE/ORANGE	At Speaker	
LEFT REAR SPEAKER (+)	LT.BLUE/BLACK	At Speaker	
LEFT REAR SPEAKER (-)	YELLOW	At Speaker	
RIGHT REAR SPEAKER (+)	PURPLE/WHITE	At Speaker	

FRONT SPEAKERS SIZE	REAR SPEAKERS SIZE	AMP LOCATION	NOTES
6x8"	6x8"		

RADIO DASH KIT OPTIONS	RADIO WIRE HARNESS OPTIONS	ANTENNA ADAPTER OPTIONS
METRA 99-5802, SCOSCHE FD1325B	METRA 70-1771, SCOSCHE FD16B	Not required



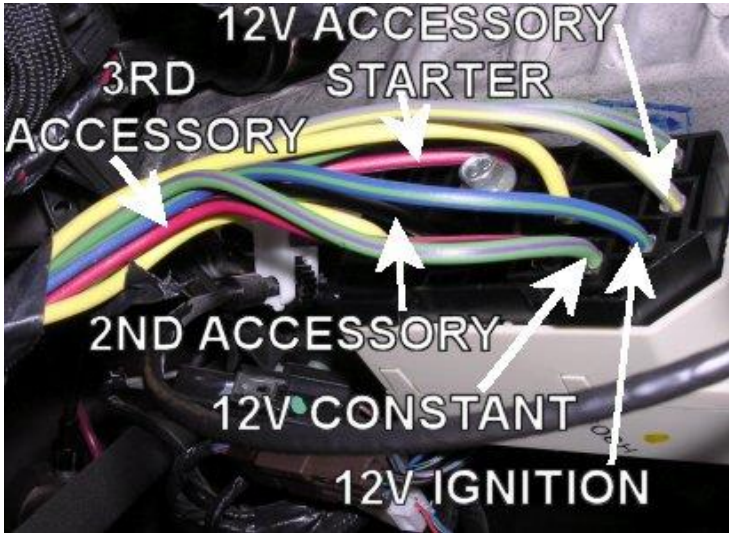
Please verify all part numbers before ordering.

ALARM REMOTE START WIRING

WIRE	COLOR	LOCATION
12V CONSTANT WIRE	YELLOW, GREEN/PURPLE	Ignition harness
STARTER WIRE 1	RED/LT.BLUE	Ignition harness
IGNITION WIRE 1	BLUE/LT.GREEN	Ignition harness
ACCESSORY WIRE 1	GRAY/YELLOW	Ignition harness
ACCESSORY WIRE 2	BLACK/GREEN	Ignition harness
ACCESSORY WIRE 3	RED/BLACK	Ignition harness
BRAKE WIRE (+)	GREEN	Brake switch
TACHOMETER WIRE	Depends on vehicle's engine	4.6L models- Wire at ignition coil that is not RED/GREEN. 5.4L models- LT.GREEN/WHITE at the coil on the passenger side of the engine between the fuel injectors.
HORN TRIGGER (-)	DARK BLUE	In Brown Connector To The Right Of The Steering column
PARKING LIGHTS (+)	BROWN	Behind Headlight switch Or Driver Kick Panel
DOOR TRIGGER (-)	LT.BLUE/WHITE	Module In Driver Kick Panel Against Fire Wall
Notes: There are two LT.BLUE/WHITE wires at the module where you can find the door trigger wire. Test with a digital multi-meter only to prevent damaging the circuit connected to the other LT.BLUE/WHITE wire.		
TRUNK TRIGGER	Tied in with doors	
DOMELIGHT SUPERVISION (+)	BLACK/LT BLUE	Passenger kick panel
POWER DOOR LOCK (-)	PINK/YELLOW	Module In Driver Kick Panel Against Fire Wall
POWER DOOR UNLOCK (-)	PINK/GREEN	Module In Driver Kick Panel Against Fire Wall
LEFT FRONT WINDOW UP	WHITE/BLACK	At Driver Window Motor Inside Door
LEFT FRONT WINDOW DOWN	ORANGE/WHITE	At Driver Window Motor Inside Door
RIGHT FRONT WINDOW UP	TAN/BLUE	Harness In Driver's Kick From Driver Door
RIGHT FRONT WINDOW DOWN	WHITE/YELLOW	Harness In Driver's Kick From Driver Door
LEFT REAR WINDOW UP	YELLOW/BLUE	Harness In Driver's Kick From Driver Door
LEFT REAR WINDOW DOWN	GRAY/ORANGE	Harness In Driver's Kick From Driver Door
RIGHT REAR WINDOW UP	RED/BLACK	Harness In Driver's Kick From Driver Door
RIGHT REAR WINDOW DOWN	YELLOW/BLACK	Harness In Driver's Kick From Driver Door

INTERFACE	PART NUMBER	NOTES
PATS Immobilizer Bypass Module	DEI 556UW	Required when installing a remote start system
Please verify all part numbers before ordering.		

ADDITIONAL NOTES



Remote starter and security installations should be attempted by experienced security installers only. Information contained is accurate to the best of our knowledge and experience. Information contained is without any representation of warranty. It is the installer's responsibility to test and confirm all circuits with a digital multi-meter. Proper installation remains the responsibility of the installer. CarAlarmPros assumes no liability or responsibility resulting from an improper installation, even in reliance with the information contained in this guide.

AUDIO WIRING			
WIRE	COLOR	LOCATION	NOTES
RADIO 12V	WHITE/PURPLE	At Radio Harness	
12V SWITCHED	BLACK/PINK	At Radio Harness	
RADIO GROUND	BLACK/GREEN	At Radio Harness	
ILLUMINATION (+)	BLUE/BLACK	At Radio Harness	
POWER ANTENNA (+)	BLUE	At Radio Harness	
LEFT FRONT SPEAKER (+)	WHITE/RED	At Speaker	
LEFT FRONT SPEAKER (-)	BROWN	At Speaker	
RIGHT FRONT SPEAKER (+)	GREEN	At Speaker	
RIGHT FRONT SPEAKER (-)	WHITE/ORANGE	At Speaker	
LEFT REAR SPEAKER (+)	LT.BLUE/BLACK	At Speaker	
LEFT REAR SPEAKER (-)	YELLOW	At Speaker	
RIGHT REAR SPEAKER (+)	PURPLE/WHITE	At Speaker	
RIGHT REAR SPEAKER (-)	LT.BLUE	At Speaker	

FRONT SPEAKERS SIZE	REAR SPEAKERS SIZE	AMP LOCATION	NOTES
6x8"	6x8"		

RADIO DASH KIT OPTIONS	RADIO WIRE HARNESS OPTIONS	ANTENNA ADAPTER OPTIONS
METRA 99-5802, SCOSCHE FD1325B	METRA 70-1771, SCOSCHE FD16B	Not required



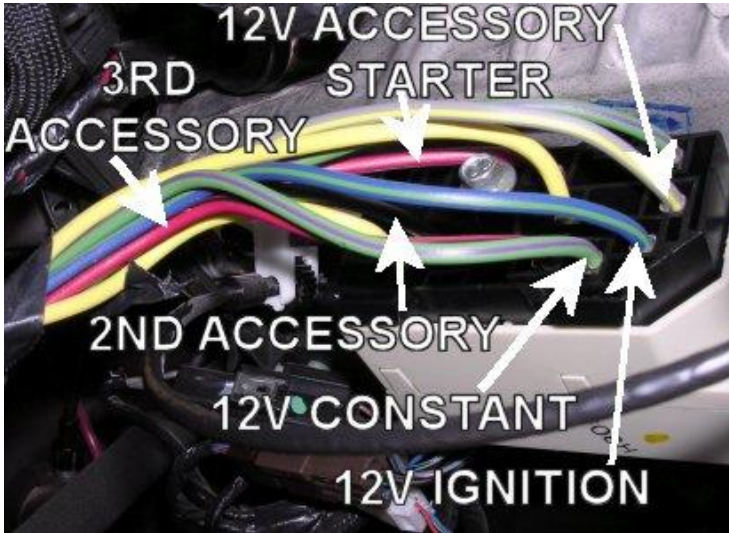
Please verify all part numbers before ordering.

ALARM REMOTE START WIRING

WIRE	COLOR	LOCATION
12V CONSTANT WIRE	YELLOW, GREEN/PURPLE	Ignition harness
STARTER WIRE 1	RED/LT.BLUE	Ignition harness
IGNITION WIRE 1	BLUE/LT.GREEN	Ignition harness
ACCESSORY WIRE 1	GRAY/YELLOW	Ignition harness
ACCESSORY WIRE 2	BLACK/GREEN	Ignition harness
ACCESSORY WIRE 3	RED/BLACK	Ignition harness
BRAKE WIRE (+)	GREEN	Brake switch
TACHOMETER WIRE	Depends on vehicle's engine	4.6L models- Wire at ignition coil that is not RED/GREEN. 5.4L models- LT.GREEN/WHITE at the coil on the passenger side of the engine between the fuel injectors.
HORN TRIGGER (-)	DARK BLUE	In Brown Connector To The Right Of The Steering column
PARKING LIGHTS (+)	BROWN	Behind Headlight switch Or Driver Kick Panel
DOOR TRIGGER (-)	LT.BLUE/WHITE	Module In Driver Kick Panel Against Fire Wall
Notes: There are two LT.BLUE/WHITE wires at the module where you can find the door trigger wire. Test with a digital multi-meter only to prevent damaging the circuit connected to the other LT.BLUE/WHITE wire.		
TRUNK TRIGGER	Tied in with doors	
DOMELIGHT SUPERVISION (+)	BLACK/LT BLUE	Passenger kick panel
POWER DOOR LOCK (-)	PINK/YELLOW	Module In Driver Kick Panel Against Fire Wall
POWER DOOR UNLOCK (-)	PINK/GREEN	Module In Driver Kick Panel Against Fire Wall
LEFT FRONT WINDOW UP	WHITE/BLACK	At Driver Window Motor Inside Door
LEFT FRONT WINDOW DOWN	ORANGE/WHITE	At Driver Window Motor Inside Door
RIGHT FRONT WINDOW UP	TAN/BLUE	Harness In Driver's Kick From Driver Door
RIGHT FRONT WINDOW DOWN	WHITE/YELLOW	Harness In Driver's Kick From Driver Door
LEFT REAR WINDOW UP	YELLOW/BLUE	Harness In Driver's Kick From Driver Door
LEFT REAR WINDOW DOWN	GRAY/ORANGE	Harness In Driver's Kick From Driver Door
RIGHT REAR WINDOW UP	RED/BLACK	Harness In Driver's Kick From Driver Door
RIGHT REAR WINDOW DOWN	YELLOW/BLACK	Harness In Driver's Kick From Driver Door

INTERFACE	PART NUMBER	NOTES
PATS Immobilizer Bypass Module	DEI 556UW	Required when installing a remote start system
Please verify all part numbers before ordering.		

ADDITIONAL NOTES



Remote starter and security installations should be attempted by experienced security installers only. Information contained is accurate to the best of our knowledge and experience. Information contained is without any representation of warranty. It is the installer's responsibility to test and confirm all circuits with a digital multi-meter. Proper installation remains the responsibility of the installer. CarAlarmPros assumes no liability or responsibility resulting from an improper installation, even in reliance with the information contained in this guide.

AUDIO WIRING			
WIRE	COLOR	LOCATION	NOTES
RADIO 12V	WHITE/PURPLE	At Radio Harness	
12V SWITCHED	BLACK/PINK	At Radio Harness	
RADIO GROUND	BLACK/GREEN	At Radio Harness	
ILLUMINATION (+)	BLUE/BLACK	At Radio Harness	
POWER ANTENNA (+)	BLUE	At Radio Harness	
LEFT FRONT SPEAKER (+)	WHITE/RED	At Speaker	
LEFT FRONT SPEAKER (-)	BROWN	At Speaker	
RIGHT FRONT SPEAKER (+)	GREEN	At Speaker	
RIGHT FRONT SPEAKER (-)	WHITE/ORANGE	At Speaker	
LEFT REAR SPEAKER (+)	LT.BLUE/BLACK	At Speaker	
LEFT REAR SPEAKER (-)	YELLOW	At Speaker	
RIGHT REAR SPEAKER (+)	PURPLE/WHITE	At Speaker	
RIGHT REAR SPEAKER (-)	LT.BLUE	At Speaker	

FRONT SPEAKERS SIZE	REAR SPEAKERS SIZE	AMP LOCATION	NOTES
6x8"	6x8"		

RADIO DASH KIT OPTIONS	RADIO WIRE HARNESS OPTIONS	ANTENNA ADAPTER OPTIONS
METRA 99-5802, SCOSCHE FD1325B	METRA 70-1771, SCOSCHE FD16B	Not required


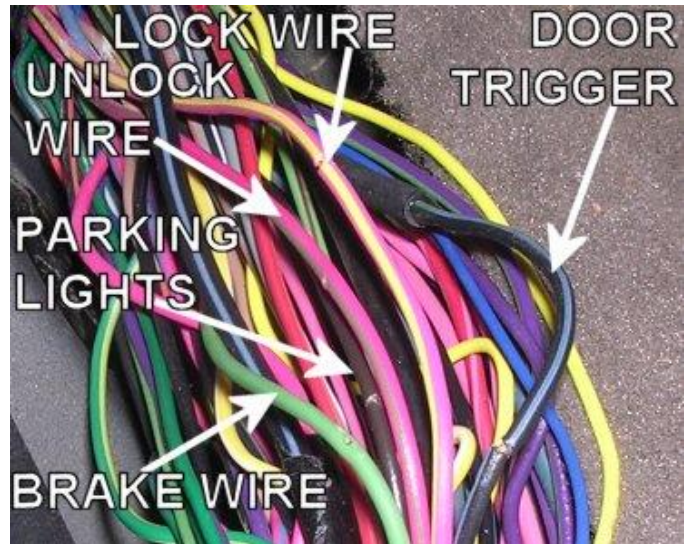


Please verify all part numbers before ordering.

ALARM REMOTE START WIRING

WIRE	COLOR	LOCATION
12V CONSTANT WIRE	LT.GREEN/PURPLE	Ignition harness
STARTER WIRE 1	RED/LT.BLUE	Ignition harness
IGNITION WIRE 1	BLUE/LT.GREEN	Ignition harness
ACCESSORY WIRE 1	BLACK/LT.GREEN	Ignition harness
BRAKE WIRE (+)	GREEN	Brake Switch Or Large Harness In Driver's Kick Panel Running To Rear Of Vehicle
TACHOMETER WIRE	Any wire NOT RED/LT, GREEN	At Any Ignition Coil
HORN TRIGGER (-)	DARK BLUE	Green Plug At Vehicle Security Module
PARKING LIGHTS (+)	BROWN	Headlight switch
ALL DOOR TRIGGER (+)	BLACK/LT.BLUE	Harness In Driver's Kick Panel
LF DOOR TRIGGER (-)	BLACK/YELLOW	Vehicle Security Module is a black module in the passenger kick panel
RF DOOR TRIGGER (-)	BLACK/PINK	Vehicle Security Module is a black module in the passenger kick panel
LR DOOR TRIGGER (-)	BLACK/BLUE	Vehicle Security Module is a black module in the passenger kick panel
RR DOOR TRIGGER (-)	BLACK/WHITE	Vehicle Security Module is a black module in the passenger kick panel
TRUNK/REAR HATCH TRIGGER (-)	WHITE/VIOLET	Vehicle Security Module is a black module in the passenger kick panel
POWER DOOR LOCK (-)	PINK/YELLOW	Large Harness In Driver's Kick Or Gray Plug At Vehicle Security Module
POWER DOOR UNLOCK (-)	PINK/GREEN	
LIFTGATE GLASS RELEASE (+)	WHITE/PINK	Blue Plug At Vehicle Security Module
Notes: Vehicle Security Module is a black module in the passenger kick panel mounted on the side close to the firewall. It has three plugs facing towards the back of the vehicle.		
LEFT FRONT WINDOW UP	WHITE/BLACK	At Window Switch In Driver's Door
LEFT FRONT WINDOW DOWN	TAN/LT.BLUE	At Window Switch In Driver's Door
RIGHT FRONT WINDOW UP	TAN/LT.BLUE	At Harness In Driver' Kick Panel From Driver's Door
RIGHT FRONT WINDOW DOWN	WHITE/YELLOW	At Harness In Driver' Kick Panel From Driver's Door
LEFT REAR WINDOW UP	YELLOW/LT.BLUE	At Harness In Driver' Kick Panel From Driver's Door
LEFT REAR WINDOW DOWN	GRAY/ORANGE	At Harness In Driver' Kick Panel From Driver's Door
RIGHT REAR WINDOW UP	RED/BLACK	At Harness In Driver' Kick Panel From Driver's Door
RIGHT REAR WINDOW DOWN	YELLOW/BLACK	At Harness In Driver' Kick Panel From Driver's Door

INTERFACE	PART NUMBER	NOTES
SecuriLock Immobilizer Bypass Module	DEI 556SW or DEI 556UW	Required when installing a remote start system
Please verify all part numbers before ordering.		

ADDITIONAL NOTES



Remote starter and security installations should be attempted by experienced security installers only. Information contained is accurate to the best of our knowledge and experience. Information contained is without any representation of warranty. It is the installer's responsibility to test and confirm all circuits with a digital multi-meter. Proper installation remains the responsibility of the installer. CarAlarmPros assumes no liability or responsibility resulting from an improper installation, even in reliance with the information contained in this guide.

AUDIO WIRING			
WIRE	COLOR	LOCATION	NOTES
RADIO 12V	WHITE/PURPLE	At Radio Harness	
12V SWITCHED	BLACK/PINK	At Radio Harness	
RADIO GROUND	BLACK/GREEN	At Radio Harness	
ILLUMINATION (+)	BLUE/BLACK	At Radio Harness	
POWER ANTENNA (+)	BLUE	At Radio Harness	
LEFT FRONT SPEAKER (+)	WHITE/RED	At Speaker	
LEFT FRONT SPEAKER (-)	BROWN	At Speaker	
RIGHT FRONT SPEAKER (+)	GREEN	At Speaker	
RIGHT FRONT SPEAKER (-)	WHITE/ORANGE	At Speaker	
LEFT REAR SPEAKER (+)	LT.BLUE/BLACK	At Speaker	
LEFT REAR SPEAKER (-)	YELLOW	At Speaker	
RIGHT REAR SPEAKER (+)	PURPLE/WHITE	At Speaker	
RIGHT REAR SPEAKER (-)	LT.BLUE	At Speaker	

FRONT SPEAKERS SIZE	REAR SPEAKERS SIZE	AMP LOCATION	NOTES
6x8"	6x8"		

RADIO DASH KIT OPTIONS	RADIO WIRE HARNESS OPTIONS	ANTENNA ADAPTER OPTIONS
METRA 99-5026, SCOSCHE FD1422B	METRA 70-1771, SCOSCHE FD16B	Not required

Notes: For models without factory navigation

Please verify all part numbers before ordering.


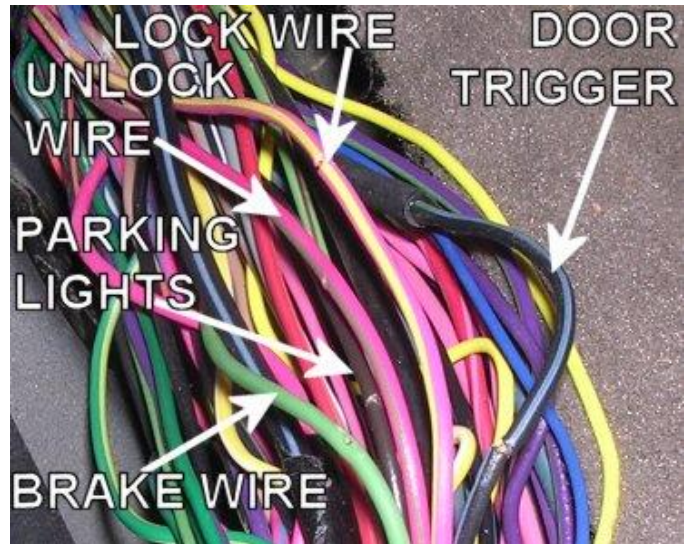


ALARM REMOTE START WIRING

WIRE	COLOR	LOCATION
12V CONSTANT WIRE	LT.GREEN/PURPLE	Ignition harness
STARTER WIRE 1	RED/LT.BLUE	Ignition harness
IGNITION WIRE 1	BLUE/LT.GREEN	Ignition harness
ACCESSORY WIRE 1	BLACK/LT.GREEN	Ignition harness
BRAKE WIRE (+)	GREEN	Brake Switch Or Large Harness In Driver's Kick Panel Running To Rear Of Vehicle
TACHOMETER WIRE	Any wire NOT RED/LT, GREEN	At Any Ignition Coil
HORN TRIGGER (-)	DARK BLUE	Green Plug At Vehicle Security Module
PARKING LIGHTS (+)	BROWN	Headlight switch
ALL DOOR TRIGGER (+)	BLACK/LT.BLUE	Harness In Driver's Kick Panel
LF DOOR TRIGGER (-)	BLACK/YELLOW	Vehicle Security Module is a black module in the passenger kick panel
RF DOOR TRIGGER (-)	BLACK/PINK	Vehicle Security Module is a black module in the passenger kick panel
LR DOOR TRIGGER (-)	BLACK/BLUE	Vehicle Security Module is a black module in the passenger kick panel
RR DOOR TRIGGER (-)	BLACK/WHITE	Vehicle Security Module is a black module in the passenger kick panel
TRUNK/REAR HATCH TRIGGER (-)	WHITE/VIOLET	Vehicle Security Module is a black module in the passenger kick panel
POWER DOOR LOCK (-)	PINK/YELLOW	Large Harness In Driver's Kick Or Gray Plug At Vehicle Security Module
POWER DOOR UNLOCK (-)	PINK/GREEN	
LIFTGATE GLASS RELEASE (+)	WHITE/PINK	Blue Plug At Vehicle Security Module
Notes: Vehicle Security Module is a black module in the passenger kick panel mounted on the side close to the firewall. It has three plugs facing towards the back of the vehicle.		
LEFT FRONT WINDOW UP	WHITE/BLACK	At Window Switch In Driver's Door
LEFT FRONT WINDOW DOWN	TAN/LT.BLUE	At Window Switch In Driver's Door
RIGHT FRONT WINDOW UP	TAN/LT.BLUE	At Harness In Driver' Kick Panel From Driver's Door
RIGHT FRONT WINDOW DOWN	WHITE/YELLOW	At Harness In Driver' Kick Panel From Driver's Door
LEFT REAR WINDOW UP	YELLOW/LT.BLUE	At Harness In Driver' Kick Panel From Driver's Door
LEFT REAR WINDOW DOWN	GRAY/ORANGE	At Harness In Driver' Kick Panel From Driver's Door
RIGHT REAR WINDOW UP	RED/BLACK	At Harness In Driver' Kick Panel From Driver's Door
RIGHT REAR WINDOW DOWN	YELLOW/BLACK	At Harness In Driver' Kick Panel From Driver's Door

INTERFACE	PART NUMBER	NOTES
SecuriLock Immobilizer Bypass Module	DEI 556SW or DEI 556UW	Required when installing a remote start system

Please verify all part numbers before ordering.

ADDITIONAL NOTES



Remote starter and security installations should be attempted by experienced security installers only. Information contained is accurate to the best of our knowledge and experience. Information contained is without any representation of warranty. It is the installer's responsibility to test and confirm all circuits with a digital multi-meter. Proper installation remains the responsibility of the installer. CarAlarmPros assumes no liability or responsibility resulting from an improper installation, even in reliance with the information contained in this guide.

AUDIO WIRING			
WIRE	COLOR	LOCATION	NOTES
RADIO 12V	WHITE/PURPLE	At Radio Harness	
12V SWITCHED	BLACK/PINK	At Radio Harness	
RADIO GROUND	BLACK/GREEN	At Radio Harness	
ILLUMINATION (+)	BLUE/BLACK	At Radio Harness	
POWER ANTENNA (+)	BLUE	At Radio Harness	
LEFT FRONT SPEAKER (+)	WHITE/RED	At Speaker	
LEFT FRONT SPEAKER (-)	BROWN	At Speaker	
RIGHT FRONT SPEAKER (+)	GREEN	At Speaker	
RIGHT FRONT SPEAKER (-)	WHITE/ORANGE	At Speaker	
LEFT REAR SPEAKER (+)	LT.BLUE/BLACK	At Speaker	
LEFT REAR SPEAKER (-)	YELLOW	At Speaker	
RIGHT REAR SPEAKER (+)	PURPLE/WHITE	At Speaker	
RIGHT REAR SPEAKER (-)	LT.BLUE	At Speaker	

FRONT SPEAKERS SIZE	REAR SPEAKERS SIZE	AMP LOCATION	NOTES
6x8"	6x8"		

RADIO DASH KIT OPTIONS	RADIO WIRE HARNESS OPTIONS	ANTENNA ADAPTER OPTIONS
METRA 99-5026, SCOSCHE FD1422B	METRA 70-5520, SCOSCHE FDK11B	Not required
Notes: For models without factory navigation		
Please verify all part numbers before ordering.		


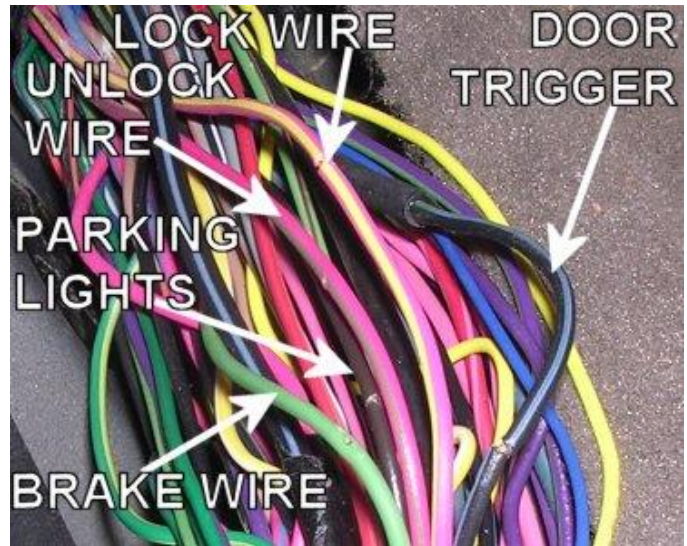


ALARM REMOTE START WIRING

WIRE	COLOR	LOCATION
12V CONSTANT WIRE	LT.GREEN/PURPLE	Ignition harness
STARTER WIRE 1	RED/LT.BLUE	Ignition harness
IGNITION WIRE 1	BLUE/LT.GREEN	Ignition harness
ACCESSORY WIRE 1	BLACK/LT.GREEN	Ignition harness
BRAKE WIRE (+)	GREEN	Brake Switch Or Large Harness In Driver's Kick Panel Running To Rear Of Vehicle
TACHOMETER WIRE	Any wire NOT RED/LT, GREEN	At Any Ignition Coil
HORN TRIGGER (-)	DARK BLUE	Green Plug At Vehicle Security Module
PARKING LIGHTS (+)	BROWN	Headlight switch
ALL DOOR TRIGGER (+)	BLACK/LT.BLUE	Harness In Driver's Kick Panel
LF DOOR TRIGGER (-)	BLACK/YELLOW	Vehicle Security Module is a black module in the passenger kick panel
RF DOOR TRIGGER (-)	BLACK/PINK	Vehicle Security Module is a black module in the passenger kick panel
LR DOOR TRIGGER (-)	BLACK/BLUE	Vehicle Security Module is a black module in the passenger kick panel
RR DOOR TRIGGER (-)	BLACK/WHITE	Vehicle Security Module is a black module in the passenger kick panel
TRUNK/REAR HATCH TRIGGER (-)	WHITE/VIOLET	Vehicle Security Module is a black module in the passenger kick panel
POWER DOOR LOCK (-)	PINK/YELLOW	Large Harness In Driver's Kick Or Gray Plug At Vehicle Security Module
POWER DOOR UNLOCK (-)	PINK/GREEN	
LIFTGATE GLASS RELEASE (+)	WHITE/PINK	Blue Plug At Vehicle Security Module
Notes: Vehicle Security Module is a black module in the passenger kick panel mounted on the side close to the firewall. It has three plugs facing towards the back of the vehicle.		
LEFT FRONT WINDOW UP	WHITE/BLACK	At Window Switch In Driver's Door
LEFT FRONT WINDOW DOWN	TAN/LT.BLUE	At Window Switch In Driver's Door
RIGHT FRONT WINDOW UP	TAN/LT.BLUE	At Harness In Driver' Kick Panel From Driver's Door
RIGHT FRONT WINDOW DOWN	WHITE/YELLOW	At Harness In Driver' Kick Panel From Driver's Door
LEFT REAR WINDOW UP	YELLOW/LT.BLUE	At Harness In Driver' Kick Panel From Driver's Door
LEFT REAR WINDOW DOWN	GRAY/ORANGE	At Harness In Driver' Kick Panel From Driver's Door
RIGHT REAR WINDOW UP	RED/BLACK	At Harness In Driver' Kick Panel From Driver's Door
RIGHT REAR WINDOW DOWN	YELLOW/BLACK	At Harness In Driver' Kick Panel From Driver's Door

INTERFACE	PART NUMBER	NOTES
SecuriLock Immobilizer Bypass Module	DEI 556SW or DEI 556UW	Required when installing a remote start system

Please verify all part numbers before ordering.

ADDITIONAL NOTES



Remote starter and security installations should be attempted by experienced security installers only. Information contained is accurate to the best of our knowledge and experience. Information contained is without any representation of warranty. It is the installer's responsibility to test and confirm all circuits with a digital multi-meter. Proper installation remains the responsibility of the installer. CarAlarmPros assumes no liability or responsibility resulting from an improper installation, even in reliance with the information contained in this guide.

AUDIO WIRING			
WIRE	COLOR	LOCATION	NOTES
RADIO 12V	WHITE/PURPLE	At Radio Harness	
12V SWITCHED	BLACK/PINK	At Radio Harness	
RADIO GROUND	BLACK/GREEN	At Radio Harness	
ILLUMINATION (+)	BLUE/BLACK	At Radio Harness	
POWER ANTENNA (+)	BLUE	At Radio Harness	
LEFT FRONT SPEAKER (+)	WHITE/RED	At Speaker	
LEFT FRONT SPEAKER (-)	BROWN	At Speaker	
RIGHT FRONT SPEAKER (+)	GREEN	At Speaker	
RIGHT FRONT SPEAKER (-)	WHITE/ORANGE	At Speaker	
LEFT REAR SPEAKER (+)	LT.BLUE/BLACK	At Speaker	
LEFT REAR SPEAKER (-)	YELLOW	At Speaker	
RIGHT REAR SPEAKER (+)	PURPLE/WHITE	At Speaker	
RIGHT REAR SPEAKER (-)	LT.BLUE	At Speaker	

FRONT SPEAKERS SIZE	REAR SPEAKERS SIZE	AMP LOCATION	NOTES
6x8"	6x8"		

RADIO DASH KIT OPTIONS	RADIO WIRE HARNESS OPTIONS	ANTENNA ADAPTER OPTIONS
METRA 99-5026, SCOSCHE FD1422B	METRA 70-5520, SCOSCHE FDK11B	Not required
Notes: For models without factory navigation		
Please verify all part numbers before ordering.		


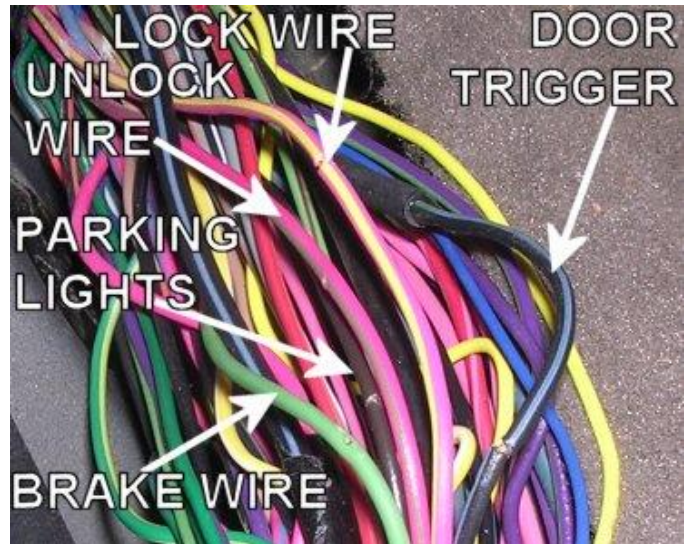


ALARM REMOTE START WIRING

WIRE	COLOR	LOCATION
12V CONSTANT WIRE	LT.GREEN/PURPLE	Ignition harness
STARTER WIRE 1	RED/LT.BLUE	Ignition harness
IGNITION WIRE 1	BLUE/LT.GREEN	Ignition harness
ACCESSORY WIRE 1	BLACK/LT.GREEN	Ignition harness
BRAKE WIRE (+)	GREEN	Brake Switch Or Large Harness In Driver's Kick Panel Running To Rear Of Vehicle
TACHOMETER WIRE	Any wire NOT RED/LT, GREEN	At Any Ignition Coil
HORN TRIGGER (-)	DARK BLUE	Green Plug At Vehicle Security Module
PARKING LIGHTS (+)	BROWN	Headlight switch
ALL DOOR TRIGGER (+)	BLACK/LT.BLUE	Harness In Driver's Kick Panel
LF DOOR TRIGGER (-)	BLACK/YELLOW	Vehicle Security Module is a black module in the passenger kick panel
RF DOOR TRIGGER (-)	BLACK/PINK	Vehicle Security Module is a black module in the passenger kick panel
LR DOOR TRIGGER (-)	BLACK/BLUE	Vehicle Security Module is a black module in the passenger kick panel
RR DOOR TRIGGER (-)	BLACK/WHITE	Vehicle Security Module is a black module in the passenger kick panel
TRUNK/REAR HATCH TRIGGER (-)	WHITE/VIOLET	Vehicle Security Module is a black module in the passenger kick panel
POWER DOOR LOCK (-)	PINK/YELLOW	Large Harness In Driver's Kick Or Gray Plug At Vehicle Security Module
POWER DOOR UNLOCK (-)	PINK/GREEN	
LIFTGATE GLASS RELEASE (+)	WHITE/PINK	Blue Plug At Vehicle Security Module
Notes: Vehicle Security Module is a black module in the passenger kick panel mounted on the side close to the firewall. It has three plugs facing towards the back of the vehicle.		
LEFT FRONT WINDOW UP	WHITE/BLACK	At Window Switch In Driver's Door
LEFT FRONT WINDOW DOWN	TAN/LT.BLUE	At Window Switch In Driver's Door
RIGHT FRONT WINDOW UP	TAN/LT.BLUE	At Harness In Driver' Kick Panel From Driver's Door
RIGHT FRONT WINDOW DOWN	WHITE/YELLOW	At Harness In Driver' Kick Panel From Driver's Door
LEFT REAR WINDOW UP	YELLOW/LT.BLUE	At Harness In Driver' Kick Panel From Driver's Door
LEFT REAR WINDOW DOWN	GRAY/ORANGE	At Harness In Driver' Kick Panel From Driver's Door
RIGHT REAR WINDOW UP	RED/BLACK	At Harness In Driver' Kick Panel From Driver's Door
RIGHT REAR WINDOW DOWN	YELLOW/BLACK	At Harness In Driver' Kick Panel From Driver's Door

INTERFACE	PART NUMBER	NOTES
SecuriLock Immobilizer Bypass Module	DEI 556SW or DEI 556UW	Required when installing a remote start system

Please verify all part numbers before ordering.

ADDITIONAL NOTES



Remote starter and security installations should be attempted by experienced security installers only. Information contained is accurate to the best of our knowledge and experience. Information contained is without any representation of warranty. It is the installer's responsibility to test and confirm all circuits with a digital multi-meter. Proper installation remains the responsibility of the installer. CarAlarmPros assumes no liability or responsibility resulting from an improper installation, even in reliance with the information contained in this guide.

AUDIO WIRING			
WIRE	COLOR	LOCATION	NOTES
RADIO 12V	WHITE/PURPLE	At Radio Harness	
12V SWITCHED	BLACK/PINK	At Radio Harness	
RADIO GROUND	BLACK/GREEN	At Radio Harness	
ILLUMINATION (+)	BLUE/BLACK	At Radio Harness	
POWER ANTENNA (+)	BLUE	At Radio Harness	
LEFT FRONT SPEAKER (+)	WHITE/RED	At Speaker	
LEFT FRONT SPEAKER (-)	BROWN	At Speaker	
RIGHT FRONT SPEAKER (+)	GREEN	At Speaker	
RIGHT FRONT SPEAKER (-)	WHITE/ORANGE	At Speaker	
LEFT REAR SPEAKER (+)	LT.BLUE/BLACK	At Speaker	
LEFT REAR SPEAKER (-)	YELLOW	At Speaker	
RIGHT REAR SPEAKER (+)	PURPLE/WHITE	At Speaker	
RIGHT REAR SPEAKER (-)	LT.BLUE	At Speaker	

FRONT SPEAKERS SIZE	REAR SPEAKERS SIZE	AMP LOCATION	NOTES
6x8"	6x8"		

RADIO DASH KIT OPTIONS	RADIO WIRE HARNESS OPTIONS	ANTENNA ADAPTER OPTIONS
METRA 99-5026, SCOSCHE FD1422B	METRA 70-5520, SCOSCHE FDK11B	Not required
Notes: For models without factory navigation		
Please verify all part numbers before ordering.		

ALARM REMOTE START WIRING

WIRE	COLOR	LOCATION
12V CONSTANT WIRE	BLUE/RED	Ignition harness
STARTER WIRE 1	BLUE/WHITE	Ignition harness
IGNITION WIRE 1	WHITE/ORANGE	Ignition harness
IGNITION WIRE 2	BROWN/YELLOW	Ignition harness
ACCESSORY WIRE 1	VIOLET/GREEN	Ignition harness
ACCESSORY WIRE 2	VIOLET/GREEN	Ignition harness
BRAKE WIRE (+)	YELLOW/GRAY	Brake Switch Or Large Harness In Driver's Kick Panel Running To Rear Of Vehicle
TACHOMETER WIRE	GRAY/YELLOW	At Any Ignition Coil
HORN TRIGGER (-)	YELLOW/RED	In Harness At Steering Column
PARKING LIGHTS (+)	PURPLE/WHITE	Harness In Driver's Kick Panel
ALL DOOR TRIGGER (+)	GRAY/VIOLET	Harness In Driver's Kick Panel
LF DOOR TRIGGER (-)	GREEN/PURPLE	At Module In The Passenger Kick Panel
RF DOOR TRIGGER (-)	WHITE	At Module In The Passenger Kick Panel
LR DOOR TRIGGER (-)	YELLOW	At Module In The Passenger Kick Panel
RR DOOR TRIGGER (-)	GREEN	At Module In The Passenger Kick Panel
TRUNK/REAR HATCH TRIGGER (-)	WHITE/VIOLET	At Fuse Panel
POWER DOOR LOCK (-)	BLUE/BROWN	In Driver's Kick Panel Or Module Behind Dash On Driver's Side
POWER DOOR UNLOCK (-)	WHITE/BROWN	
TRUNK/REAR HATCH RELEASE (-)	GRAY/YELLOW	At Switch
LEFT FRONT WINDOW UP	BLUE/GRAY	At Window Switch In Driver's Door
LEFT FRONT WINDOW DOWN	YELLOW/PURPLE	At Window Switch In Driver's Door
RIGHT FRONT WINDOW UP	BROWN/YELLOW	At Harness In Driver' Kick Panel From Driver's Door
RIGHT FRONT WINDOW DOWN	GREEN/ORANGE	At Harness In Driver' Kick Panel From Driver's Door
LEFT REAR WINDOW UP	BLUE/ORANGE	At Harness In Driver' Kick Panel From Driver's Door
LEFT REAR WINDOW DOWN	YELLOW	At Harness In Driver' Kick Panel From Driver's Door
RIGHT REAR WINDOW UP	GRAY/PURPLE	At Harness In Driver' Kick Panel From Driver's Door
RIGHT REAR WINDOW DOWN	BROWN/GREEN	At Harness In Driver' Kick Panel From Driver's Door

INTERFACE	PART NUMBER	NOTES
SecuriLock Immobilizer Bypass Module	DEI 556SW or DEI 556UW	Required when installing a remote start system
Please verify all part numbers before ordering.		

AUDIO WIRING			
WIRE	COLOR	LOCATION	NOTES
RADIO 12V	WHITE/PURPLE	At Radio Harness	
12V SWITCHED	BLACK/PINK	At Radio Harness	
RADIO GROUND	BLACK/GREEN	At Radio Harness	
ILLUMINATION (+)	BLUE/BLACK	At Radio Harness	
POWER ANTENNA (+)	BLUE	At Radio Harness	
LEFT FRONT SPEAKER (+)	WHITE/RED	At Speaker	
LEFT FRONT SPEAKER (-)	BROWN	At Speaker	
RIGHT FRONT SPEAKER (+)	GREEN	At Speaker	
RIGHT FRONT SPEAKER (-)	WHITE/ORANGE	At Speaker	
LEFT REAR SPEAKER (+)	LT.BLUE/BLACK	At Speaker	
LEFT REAR SPEAKER (-)	YELLOW	At Speaker	
RIGHT REAR SPEAKER (+)	PURPLE/WHITE	At Speaker	
RIGHT REAR SPEAKER (-)	LT.BLUE	At Speaker	

FRONT SPEAKERS SIZE	REAR SPEAKERS SIZE	AMP LOCATION	NOTES
6x8"	6x8"		

RADIO DASH KIT OPTIONS	RADIO WIRE HARNESS OPTIONS	ANTENNA ADAPTER OPTIONS
METRA 99-5813, SCSCHE LN1434B	METRA XSVI-5520-NAV, SCSCHE S3-SR1 + S3FD23B	METRA 40-CR10, SCSCHE CRAB
Notes: For models without factory navigation		
Please verify all part numbers before ordering.		

ALARM REMOTE START WIRING

WIRE	COLOR	LOCATION
12V CONSTANT WIRE	BLUE/RED	Ignition harness
STARTER WIRE 1	BLUE/WHITE	Ignition harness
IGNITION WIRE 1	WHITE/ORANGE	Ignition harness
IGNITION WIRE 2	BROWN/YELLOW	Ignition harness
ACCESSORY WIRE 1	VIOLET/GREEN	Ignition harness
ACCESSORY WIRE 2	VIOLET/GREEN	Ignition harness
BRAKE WIRE (+)	YELLOW/GRAY	Brake Switch Or Large Harness In Driver's Kick Panel Running To Rear Of Vehicle
TACHOMETER WIRE	GRAY/YELLOW	At Any Ignition Coil
HORN TRIGGER (-)	YELLOW/RED	In Harness At Steering Column
PARKING LIGHTS (+)	PURPLE/WHITE	Harness In Driver's Kick Panel
ALL DOOR TRIGGER (+)	GRAY/VIOLET	Harness In Driver's Kick Panel
LF DOOR TRIGGER (-)	GREEN/PURPLE	At Module In The Passenger Kick Panel
RF DOOR TRIGGER (-)	WHITE	At Module In The Passenger Kick Panel
LR DOOR TRIGGER (-)	YELLOW	At Module In The Passenger Kick Panel
RR DOOR TRIGGER (-)	GREEN	At Module In The Passenger Kick Panel
TRUNK/REAR HATCH TRIGGER (-)	WHITE/VIOLET	At Fuse Panel
POWER DOOR LOCK (-)	BLUE/BROWN	In Driver's Kick Panel Or Module Behind Dash On Driver's Side
POWER DOOR UNLOCK (-)	WHITE/BROWN	
TRUNK/REAR HATCH RELEASE (-)	GRAY/YELLOW	At Switch
LEFT FRONT WINDOW UP	BLUE/GRAY	At Window Switch In Driver's Door
LEFT FRONT WINDOW DOWN	YELLOW/PURPLE	At Window Switch In Driver's Door
RIGHT FRONT WINDOW UP	BROWN/YELLOW	At Harness In Driver' Kick Panel From Driver's Door
RIGHT FRONT WINDOW DOWN	GREEN/ORANGE	At Harness In Driver' Kick Panel From Driver's Door
LEFT REAR WINDOW UP	BLUE/ORANGE	At Harness In Driver' Kick Panel From Driver's Door
LEFT REAR WINDOW DOWN	YELLOW	At Harness In Driver' Kick Panel From Driver's Door
RIGHT REAR WINDOW UP	GRAY/PURPLE	At Harness In Driver' Kick Panel From Driver's Door
RIGHT REAR WINDOW DOWN	BROWN/GREEN	At Harness In Driver' Kick Panel From Driver's Door

INTERFACE	PART NUMBER	NOTES
SecuriLock Immobilizer Bypass Module	DEI 556SW or DEI 556UW	Required when installing a remote start system
Please verify all part numbers before ordering.		

AUDIO WIRING			
WIRE	COLOR	LOCATION	NOTES
RADIO 12V	WHITE/PURPLE	At Radio Harness	
12V SWITCHED	BLACK/PINK	At Radio Harness	
RADIO GROUND	BLACK/GREEN	At Radio Harness	
ILLUMINATION (+)	BLUE/BLACK	At Radio Harness	
POWER ANTENNA (+)	BLUE	At Radio Harness	
LEFT FRONT SPEAKER (+)	WHITE/RED	At Speaker	
LEFT FRONT SPEAKER (-)	BROWN	At Speaker	
RIGHT FRONT SPEAKER (+)	GREEN	At Speaker	
RIGHT FRONT SPEAKER (-)	WHITE/ORANGE	At Speaker	
LEFT REAR SPEAKER (+)	LT.BLUE/BLACK	At Speaker	
LEFT REAR SPEAKER (-)	YELLOW	At Speaker	
RIGHT REAR SPEAKER (+)	PURPLE/WHITE	At Speaker	
RIGHT REAR SPEAKER (-)	LT.BLUE	At Speaker	

FRONT SPEAKERS SIZE	REAR SPEAKERS SIZE	AMP LOCATION	NOTES
6x8"	6x8"		

RADIO DASH KIT OPTIONS	RADIO WIRE HARNESS OPTIONS	ANTENNA ADAPTER OPTIONS
METRA 99-5813, SCSCHE LN1434B	METRA XSVI-5520-NAV, SCSCHE S3-SR1 + S3FD23B	METRA 40-CR10, SCSCHE CRAB
Notes: For models without factory navigation		
Please verify all part numbers before ordering.		

ALARM REMOTE START WIRING

WIRE	COLOR	LOCATION
12V CONSTANT WIRE	BLUE/RED	Ignition harness
STARTER WIRE 1	BLUE/WHITE	Ignition harness
IGNITION WIRE 1	WHITE/ORANGE	Ignition harness
IGNITION WIRE 2	BROWN/YELLOW	Ignition harness
ACCESSORY WIRE 1	VIOLET/GREEN	Ignition harness
ACCESSORY WIRE 2	VIOLET/GREEN	Ignition harness
BRAKE WIRE (+)	YELLOW/GRAY	Brake Switch Or Large Harness In Driver's Kick Panel Running To Rear Of Vehicle
TACHOMETER WIRE	GRAY/YELLOW	At Any Ignition Coil
HORN TRIGGER (-)	YELLOW/RED	In Harness At Steering Column
PARKING LIGHTS (+)	PURPLE/WHITE	Harness In Driver's Kick Panel
ALL DOOR TRIGGER (+)	GRAY/VIOLET	Harness In Driver's Kick Panel
LF DOOR TRIGGER (-)	GREEN/PURPLE	At Module In The Passenger Kick Panel
RF DOOR TRIGGER (-)	WHITE	At Module In The Passenger Kick Panel
LR DOOR TRIGGER (-)	YELLOW	At Module In The Passenger Kick Panel
RR DOOR TRIGGER (-)	GREEN	At Module In The Passenger Kick Panel
TRUNK/REAR HATCH TRIGGER (-)	WHITE/VIOLET	At Fuse Panel
POWER DOOR LOCK (-)	BLUE/BROWN	In Driver's Kick Panel Or Module Behind Dash On Driver's Side
POWER DOOR UNLOCK (-)	WHITE/BROWN	
TRUNK/REAR HATCH RELEASE (-)	GRAY/YELLOW	At Switch
LEFT FRONT WINDOW UP	BLUE/GRAY	At Window Switch In Driver's Door
LEFT FRONT WINDOW DOWN	YELLOW/PURPLE	At Window Switch In Driver's Door
RIGHT FRONT WINDOW UP	BROWN/YELLOW	At Harness In Driver' Kick Panel From Driver's Door
RIGHT FRONT WINDOW DOWN	GREEN/ORANGE	At Harness In Driver' Kick Panel From Driver's Door
LEFT REAR WINDOW UP	BLUE/ORANGE	At Harness In Driver' Kick Panel From Driver's Door
LEFT REAR WINDOW DOWN	YELLOW	At Harness In Driver' Kick Panel From Driver's Door
RIGHT REAR WINDOW UP	GRAY/PURPLE	At Harness In Driver' Kick Panel From Driver's Door
RIGHT REAR WINDOW DOWN	BROWN/GREEN	At Harness In Driver' Kick Panel From Driver's Door

INTERFACE	PART NUMBER	NOTES
SecuriLock Immobilizer Bypass Module	DEI 556SW or DEI 556UW	Required when installing a remote start system
Please verify all part numbers before ordering.		

Remote starter and security installations should be attempted by experienced security installers only. Information contained is accurate to the best of our knowledge and experience. Information contained is without any representation of warranty. It is the installer's responsibility to test and confirm all circuits with a digital multi-meter. Proper installation remains the responsibility of the installer. CarAlarmPros assumes no liability or responsibility resulting from an improper installation, even in reliance with the information contained in this guide.

AUDIO WIRING			
WIRE	COLOR	LOCATION	NOTES
RADIO 12V	WHITE/PURPLE	At Radio Harness	
12V SWITCHED	BLACK/PINK	At Radio Harness	
RADIO GROUND	BLACK/GREEN	At Radio Harness	
ILLUMINATION (+)	BLUE/BLACK	At Radio Harness	
POWER ANTENNA (+)	BLUE	At Radio Harness	
LEFT FRONT SPEAKER (+)	WHITE/RED	At Speaker	
LEFT FRONT SPEAKER (-)	BROWN	At Speaker	
RIGHT FRONT SPEAKER (+)	GREEN	At Speaker	
RIGHT FRONT SPEAKER (-)	WHITE/ORANGE	At Speaker	
LEFT REAR SPEAKER (+)	LT.BLUE/BLACK	At Speaker	
LEFT REAR SPEAKER (-)	YELLOW	At Speaker	
RIGHT REAR SPEAKER (+)	PURPLE/WHITE	At Speaker	
RIGHT REAR SPEAKER (-)	LT.BLUE	At Speaker	

FRONT SPEAKERS SIZE	REAR SPEAKERS SIZE	AMP LOCATION	NOTES
6x8"	6x8"		

RADIO DASH KIT OPTIONS	RADIO WIRE HARNESS OPTIONS	ANTENNA ADAPTER OPTIONS
METRA 99-5813, SCSCHE LN1434B	METRA XSVI-5520-NAV, SCSCHE S3-SR1 + S3FD23B	METRA 40-CR10, SCSCHE CRAB
Notes: For models without factory navigation		
Please verify all part numbers before ordering.		

ALARM REMOTE START WIRING

WIRE	COLOR	LOCATION
12V CONSTANT WIRE	BLUE/RED	Ignition harness
STARTER WIRE 1	BLUE/WHITE	Ignition harness
IGNITION WIRE 1	WHITE/ORANGE	Ignition harness
IGNITION WIRE 2	BROWN/YELLOW	Ignition harness
ACCESSORY WIRE 1	VIOLET/GREEN	Ignition harness
ACCESSORY WIRE 2	VIOLET/GREEN	Ignition harness
BRAKE WIRE (+)	YELLOW/GRAY	Brake Switch Or Large Harness In Driver's Kick Panel Running To Rear Of Vehicle
TACHOMETER WIRE	GRAY/YELLOW	At Any Ignition Coil
HORN TRIGGER (-)	YELLOW/RED	In Harness At Steering Column
PARKING LIGHTS (+)	PURPLE/WHITE	Harness In Driver's Kick Panel
ALL DOOR TRIGGER (+)	GRAY/VIOLET	Harness In Driver's Kick Panel
LF DOOR TRIGGER (-)	GREEN/PURPLE	At Module In The Passenger Kick Panel
RF DOOR TRIGGER (-)	WHITE	At Module In The Passenger Kick Panel
LR DOOR TRIGGER (-)	YELLOW	At Module In The Passenger Kick Panel
RR DOOR TRIGGER (-)	GREEN	At Module In The Passenger Kick Panel
TRUNK/REAR HATCH TRIGGER (-)	WHITE/VIOLET	At Fuse Panel
POWER DOOR LOCK (-)	BLUE/BROWN	In Driver's Kick Panel Or Module Behind Dash On Driver's Side
POWER DOOR UNLOCK (-)	WHITE/BROWN	
TRUNK/REAR HATCH RELEASE (-)	GRAY/YELLOW	At Switch
LEFT FRONT WINDOW UP	BLUE/GRAY	At Window Switch In Driver's Door
LEFT FRONT WINDOW DOWN	YELLOW/PURPLE	At Window Switch In Driver's Door
RIGHT FRONT WINDOW UP	BROWN/YELLOW	At Harness In Driver' Kick Panel From Driver's Door
RIGHT FRONT WINDOW DOWN	GREEN/ORANGE	At Harness In Driver' Kick Panel From Driver's Door
LEFT REAR WINDOW UP	BLUE/ORANGE	At Harness In Driver' Kick Panel From Driver's Door
LEFT REAR WINDOW DOWN	YELLOW	At Harness In Driver' Kick Panel From Driver's Door
RIGHT REAR WINDOW UP	GRAY/PURPLE	At Harness In Driver' Kick Panel From Driver's Door
RIGHT REAR WINDOW DOWN	BROWN/GREEN	At Harness In Driver' Kick Panel From Driver's Door

INTERFACE	PART NUMBER	NOTES
SecuriLock Immobilizer Bypass Module	DEI 556SW or DEI 556UW	Required when installing a remote start system
Please verify all part numbers before ordering.		

Remote starter and security installations should be attempted by experienced security installers only. Information contained is accurate to the best of our knowledge and experience. Information contained is without any representation of warranty. It is the installer's responsibility to test and confirm all circuits with a digital multi-meter. Proper installation remains the responsibility of the installer. CarAlarmPros assumes no liability or responsibility resulting from an improper installation, even in reliance with the information contained in this guide.

AUDIO WIRING			
WIRE	COLOR	LOCATION	NOTES
RADIO 12V	WHITE/PURPLE	At Radio Harness	
12V SWITCHED	BLACK/PINK	At Radio Harness	
RADIO GROUND	BLACK/GREEN	At Radio Harness	
ILLUMINATION (+)	BLUE/BLACK	At Radio Harness	
POWER ANTENNA (+)	BLUE	At Radio Harness	
LEFT FRONT SPEAKER (+)	WHITE/RED	At Speaker	
LEFT FRONT SPEAKER (-)	BROWN	At Speaker	
RIGHT FRONT SPEAKER (+)	GREEN	At Speaker	
RIGHT FRONT SPEAKER (-)	WHITE/ORANGE	At Speaker	
LEFT REAR SPEAKER (+)	LT.BLUE/BLACK	At Speaker	
LEFT REAR SPEAKER (-)	YELLOW	At Speaker	
RIGHT REAR SPEAKER (+)	PURPLE/WHITE	At Speaker	
RIGHT REAR SPEAKER (-)	LT.BLUE	At Speaker	

FRONT SPEAKERS SIZE	REAR SPEAKERS SIZE	AMP LOCATION	NOTES
6x8"	6x8"		

RADIO DASH KIT OPTIONS	RADIO WIRE HARNESS OPTIONS	ANTENNA ADAPTER OPTIONS
METRA 99-5813, SCSCHE LN1434B	METRA XSVI-5520-NAV, SCSCHE S3-SR1 + S3FD23B	METRA 40-CR10, SCSCHE CRAB
Notes: For models without factory navigation		
Please verify all part numbers before ordering.		

ALARM REMOTE START WIRING

WIRE	COLOR	LOCATION
12V CONSTANT WIRE	BLUE/RED	Ignition harness
STARTER WIRE 1	BLUE/WHITE	Ignition harness
IGNITION WIRE 1	WHITE/ORANGE	Ignition harness
IGNITION WIRE 2	BROWN/YELLOW	Ignition harness
ACCESSORY WIRE 1	VIOLET/GREEN	Ignition harness
ACCESSORY WIRE 2	VIOLET/GREEN	Ignition harness
BRAKE WIRE (+)	YELLOW/GRAY	Brake Switch Or Large Harness In Driver's Kick Panel Running To Rear Of Vehicle
TACHOMETER WIRE	GRAY/YELLOW	At Any Ignition Coil
HORN TRIGGER (-)	YELLOW/RED	In Harness At Steering Column
PARKING LIGHTS (+)	PURPLE/WHITE	Harness In Driver's Kick Panel
ALL DOOR TRIGGER (+)	GRAY/VIOLET	Harness In Driver's Kick Panel
LF DOOR TRIGGER (-)	GREEN/PURPLE	At Module In The Passenger Kick Panel
RF DOOR TRIGGER (-)	WHITE	At Module In The Passenger Kick Panel
LR DOOR TRIGGER (-)	YELLOW	At Module In The Passenger Kick Panel
RR DOOR TRIGGER (-)	GREEN	At Module In The Passenger Kick Panel
TRUNK/REAR HATCH TRIGGER (-)	WHITE/VIOLET	At Fuse Panel
POWER DOOR LOCK (-)	BLUE/BROWN	In Driver's Kick Panel Or Module Behind Dash On Driver's Side
POWER DOOR UNLOCK (-)	WHITE/BROWN	
TRUNK/REAR HATCH RELEASE (-)	GRAY/YELLOW	At Switch
LEFT FRONT WINDOW UP	BLUE/GRAY	At Window Switch In Driver's Door
LEFT FRONT WINDOW DOWN	YELLOW/PURPLE	At Window Switch In Driver's Door
RIGHT FRONT WINDOW UP	BROWN/YELLOW	At Harness In Driver' Kick Panel From Driver's Door
RIGHT FRONT WINDOW DOWN	GREEN/ORANGE	At Harness In Driver' Kick Panel From Driver's Door
LEFT REAR WINDOW UP	BLUE/ORANGE	At Harness In Driver' Kick Panel From Driver's Door
LEFT REAR WINDOW DOWN	YELLOW	At Harness In Driver' Kick Panel From Driver's Door
RIGHT REAR WINDOW UP	GRAY/PURPLE	At Harness In Driver' Kick Panel From Driver's Door
RIGHT REAR WINDOW DOWN	BROWN/GREEN	At Harness In Driver' Kick Panel From Driver's Door

INTERFACE	PART NUMBER	NOTES
SecuriLock Immobilizer Bypass Module	DEI 556SW or DEI 556UW	Required when installing a remote start system
Please verify all part numbers before ordering.		

Remote starter and security installations should be attempted by experienced security installers only. Information contained is accurate to the best of our knowledge and experience. Information contained is without any representation of warranty. It is the installer's responsibility to test and confirm all circuits with a digital multi-meter. Proper installation remains the responsibility of the installer. CarAlarmPros assumes no liability or responsibility resulting from an improper installation, even in reliance with the information contained in this guide.

AUDIO WIRING			
WIRE	COLOR	LOCATION	NOTES
RADIO 12V	WHITE/PURPLE	At Radio Harness	
12V SWITCHED	BLACK/PINK	At Radio Harness	
RADIO GROUND	BLACK/GREEN	At Radio Harness	
ILLUMINATION (+)	BLUE/BLACK	At Radio Harness	
POWER ANTENNA (+)	BLUE	At Radio Harness	
LEFT FRONT SPEAKER (+)	WHITE/RED	At Speaker	
LEFT FRONT SPEAKER (-)	BROWN	At Speaker	
RIGHT FRONT SPEAKER (+)	GREEN	At Speaker	
RIGHT FRONT SPEAKER (-)	WHITE/ORANGE	At Speaker	
LEFT REAR SPEAKER (+)	LT.BLUE/BLACK	At Speaker	
LEFT REAR SPEAKER (-)	YELLOW	At Speaker	
RIGHT REAR SPEAKER (+)	PURPLE/WHITE	At Speaker	
RIGHT REAR SPEAKER (-)	LT.BLUE	At Speaker	

FRONT SPEAKERS SIZE	REAR SPEAKERS SIZE	AMP LOCATION	NOTES
6x8"	6x8"		

RADIO DASH KIT OPTIONS	RADIO WIRE HARNESS OPTIONS	ANTENNA ADAPTER OPTIONS
METRA 99-5813, SCSCHE LN1434B	METRA XSVI-5520-NAV, SCSCHE S3-SR1 + S3FD23B	METRA 40-CR10, SCSCHE CRAB
Notes: For models without factory navigation		
Please verify all part numbers before ordering.		