

ALARM REMOTE START WIRING

| WIRE | COLOR | LOCATION |
|-----------------------|------------------------|------------------|
| 12V CONSTANT WIRE | BLACK and BLACK/YELLOW | Ignition Harness |
| STARTER WIRE | BLACK/BLUE | Ignition Harness |
| IGNITION WIRE | BLUE | Ignition Harness |
| ACCESSORY WIRE | BLACK/RED | Ignition Harness |
| SECOND ACCESSORY WIRE | BLACK/WHITE | Ignition Harness |
| KEY SENSE WIRE (+) | WHITE/BLUE | Ignition Harness |

Notes: A pulse to this wire will disarm the factory security without unlocking the doors.

| | | |
|-----------------------------|----------|--|
| POWER DOOR LOCK/UNLOCK WIRE | LT.GREEN | Harness In Driver's Kick Panel Or Door Lock Module In Passenger Kick Panel |
|-----------------------------|----------|--|

Notes: Lock is a negative trigger through a 1.4K-ohm resistor. Unlock is a negative trigger. Relays must be used.

| | | |
|---------------------------|----------------|--|
| PARKING LIGHTS (+) | LT.GREEN/BLACK | Harness In Driver's Kick Panel |
| PARKING LIGHTS (-) | RED/WHITE | At Headlight Switch |
| DOOR TRIGGER (-) | GREEN/ORANGE | Harness In Driver's Kick Panel Or Door Lock Module In Passenger Kick Panel |
| DOMELIGHT SUPERVISION (-) | YELLOW/BLACK | Harness In Driver's Kick Panel Or Door Lock Module In Passenger Kick Panel |
| TRUNK TRIGGER (-) | BROWN | Harness In Driver's Kick Panel Or Door Lock Module In Passenger Kick Panel |
| HOOD TRIGGER (-) | GRAY/RED | Harness In Driver's Kick Panel Or Door Lock Module In Passenger Kick Panel |
| FACTORY ARM/DISARM WIRE | BLUE | Harness In Driver's Kick Panel Or Door Lock Module In Passenger Kick Panel |

Notes: Arm is a negative trigger through a 1000-ohm resistor. Disarm is a negative trigger. Relays must be used.

| | | |
|-----------------|--|---------------|
| TACHOMETER WIRE | Use any wire that is NOT BLACK/WHITE on 4 cylinder models. | Ignition Coil |
|-----------------|--|---------------|

Notes: Use any wire that is not GREEN/STRIPE on 6 cylinder models

| | | |
|-------------------------|----------------|---|
| BRAKE WIRE (+) | GREEN | Harness At Brake Pedal Switch |
| HORN TRIGGER (-) | PURPLE/WHITE | Door Lock Module In Passenger Kick Panel |
| LEFT FRONT WINDOW UP | RED | At Driver Window Motor Inside Door |
| LEFT FRONT WINDOW DOWN | GREEN | At Driver Window Motor Inside Door |
| RIGHT FRONT WINDOW UP | GREEN/WHITE | Harness In Driver's Kick From Driver Door |
| RIGHT FRONT WINDOW DOWN | LT.GREEN/BLACK | Harness In Driver's Kick From Driver Door |
| LEFT REAR WINDOW UP | RED/GREEN | Harness In Driver's Kick From Driver Door |
| LEFT REAR WINDOW DOWN | YELLOW/RED | Harness In Driver's Kick From Driver Door |
| RIGHT REAR WINDOW UP | BLUE/WHITE | Harness In Driver's Kick From Driver Door |
| RIGHT REAR WINDOW DOWN | GREEN/RED | Harness In Driver's Kick From Driver Door |

| INTERFACE | PART NUMBER | NOTES |
|---------------------------------------|-------------|--|
| Door Lock Interface | DEI 456LW | Optional when interfacing with door locks |
| Transponder Immobilizer Bypass Module | DEI 556UW | Required when installing a remote start system |

Please verify all part numbers before ordering.

| AUDIO WIRING | | | |
|---|----------------------------|--------------------------|-------------------------|
| WIRE | COLOR | LOCATION | NOTES |
| RADIO 12V | BLUE/RED | Radio Harness | |
| RADIO SWITCHED | ORANGE | Radio Harness | |
| RADIO GROUND | BLACK | Radio Harness | |
| ILLUMINATION (+) | LT. GREEN/RED | Radio Harness | |
| POWER ANTENNA (+) | | Radio Harness | |
| AMP TURN ON (+) | | Radio Harness | |
| LEFT FRONT SPEAKER(+) | RED | Radio Harness or Speaker | |
| LEFT FRONT SPEAKER (-) | WHITE | Radio Harness or Speaker | |
| RIGHT FRONT SPEAKER (+) | GRAY | Radio Harness or Speaker | |
| RIGHT FRONT SPEAKER (-) | YELLOW | Radio Harness or Speaker | |
| LEFT REAR SPEAKER (+) | PURPLE | Radio Harness or Speaker | |
| LEFT REAR SPEAKER (-) | PINK | Radio Harness or Speaker | |
| RIGHT REAR SPEAKER (+) | WHITE/BLUE | Radio Harness or Speaker | |
| RIGHT REAR SPEAKER (-) | BLACK/BLUE | Radio Harness or Speaker | |
| FRONT SPEAKERS SIZE | REAR SPEAKERS SIZE | AMP LOCATION | NOTES |
| 6x8" | 6x8" | | |
| RADIO DASH KIT OPTIONS | RADIO WIRE HARNESS OPTIONS | | ANTENNA ADAPTER OPTIONS |
| METRA 99-7503 | Included with kit | | Not required |
| Please verify all part numbers before ordering. | | | |

ALARM REMOTE START WIRING

| WIRE | COLOR | LOCATION |
|-----------------------|------------------------|------------------|
| 12V CONSTANT WIRE | BLACK and BLACK/YELLOW | Ignition Harness |
| STARTER WIRE | BLACK/BLUE | Ignition Harness |
| IGNITION WIRE | BLUE | Ignition Harness |
| ACCESSORY WIRE | BLACK/RED | Ignition Harness |
| SECOND ACCESSORY WIRE | BLACK/WHITE | Ignition Harness |
| KEY SENSE WIRE (+) | WHITE/BLUE | Ignition Harness |

Notes: A pulse to this wire will disarm the factory security without unlocking the doors.

| | | |
|-----------------------------|----------|--|
| POWER DOOR LOCK/UNLOCK WIRE | LT.GREEN | Harness In Driver's Kick Panel Or Door Lock Module In Passenger Kick Panel |
|-----------------------------|----------|--|

Notes: Lock is a negative trigger through a 1.4K-ohm resistor. Unlock is a negative trigger. Relays must be used.

| | | |
|---------------------------|----------------|--|
| PARKING LIGHTS (+) | LT.GREEN/BLACK | Harness In Driver's Kick Panel |
| PARKING LIGHTS (-) | RED/WHITE | At Headlight Switch |
| DOOR TRIGGER (-) | GREEN/ORANGE | Harness In Driver's Kick Panel Or Door Lock Module In Passenger Kick Panel |
| DOMELIGHT SUPERVISION (-) | YELLOW/BLACK | Harness In Driver's Kick Panel Or Door Lock Module In Passenger Kick Panel |
| TRUNK TRIGGER (-) | BROWN | Harness In Driver's Kick Panel Or Door Lock Module In Passenger Kick Panel |
| HOOD TRIGGER (-) | GRAY/RED | Harness In Driver's Kick Panel Or Door Lock Module In Passenger Kick Panel |
| FACTORY ARM/DISARM WIRE | BLUE | Harness In Driver's Kick Panel Or Door Lock Module In Passenger Kick Panel |

Notes: Arm is a negative trigger through a 1000-ohm resistor. Disarm is a negative trigger. Relays must be used.

| | | |
|-----------------|--|---------------|
| TACHOMETER WIRE | Use any wire that is NOT BLACK/WHITE on 4 cylinder models. | Ignition Coil |
|-----------------|--|---------------|



Notes: Use any wire that is not GREEN/STRIPE on 6 cylinder models

| | | |
|-------------------------|----------------|---|
| BRAKE WIRE (+) | GREEN | Harness At Brake Pedal Switch |
| HORN TRIGGER (-) | PURPLE/WHITE | Door Lock Module In Passenger Kick Panel |
| LEFT FRONT WINDOW UP | RED | At Driver Window Motor Inside Door |
| LEFT FRONT WINDOW DOWN | GREEN | At Driver Window Motor Inside Door |
| RIGHT FRONT WINDOW UP | GREEN/WHITE | Harness In Driver's Kick From Driver Door |
| RIGHT FRONT WINDOW DOWN | LT.GREEN/BLACK | Harness In Driver's Kick From Driver Door |
| LEFT REAR WINDOW UP | RED/GREEN | Harness In Driver's Kick From Driver Door |
| LEFT REAR WINDOW DOWN | YELLOW/RED | Harness In Driver's Kick From Driver Door |
| RIGHT REAR WINDOW UP | BLUE/WHITE | Harness In Driver's Kick From Driver Door |
| RIGHT REAR WINDOW DOWN | GREEN/RED | Harness In Driver's Kick From Driver Door |

| INTERFACE | PART NUMBER | NOTES |
|---------------------------------------|-------------|--|
| Door Lock Interface | DEI 456LW | Optional when interfacing with door locks |
| Transponder Immobilizer Bypass Module | DEI 556UW | Required when installing a remote start system |

Please verify all part numbers before ordering.

ADDITIONAL NOTES



| AUDIO WIRING | | | |
|---|--------------------|----------------------------|-------------------------|
| WIRE | COLOR | LOCATION | NOTES |
| RADIO 12V | BLUE/RED | Radio Harness | |
| RADIO SWITCHED | ORANGE | Radio Harness | |
| RADIO GROUND | BLACK | Radio Harness | |
| ILLUMINATION (+) | LT. GREEN/RED | Radio Harness | |
| POWER ANTENNA (+) | | Radio Harness | |
| AMP TURN ON (+) | | Radio Harness | |
| LEFT FRONT SPEAKER(+) | RED | Radio Harness or Speaker | |
| LEFT FRONT SPEAKER (-) | WHITE | Radio Harness or Speaker | |
| RIGHT FRONT SPEAKER (+) | GRAY | Radio Harness or Speaker | |
| RIGHT FRONT SPEAKER (-) | YELLOW | Radio Harness or Speaker | |
| LEFT REAR SPEAKER (+) | PURPLE | Radio Harness or Speaker | |
| LEFT REAR SPEAKER (-) | PINK | Radio Harness or Speaker | |
| RIGHT REAR SPEAKER (+) | WHITE/BLUE | Radio Harness or Speaker | |
| RIGHT REAR SPEAKER (-) | BLACK/BLUE | Radio Harness or Speaker | |
| FRONT SPEAKERS SIZE | REAR SPEAKERS SIZE | AMP LOCATION | NOTES |
| 6x8" | 6x8" | | |
| RADIO DASH KIT OPTIONS | | RADIO WIRE HARNESS OPTIONS | ANTENNA ADAPTER OPTIONS |
| METRA 99-7503 | | Included with kit | Not required |
| Please verify all part numbers before ordering. | | | |

ALARM REMOTE START WIRING

| WIRE | COLOR | LOCATION |
|-----------------------|------------------------|------------------|
| 12V CONSTANT WIRE | BLACK and BLACK/YELLOW | Ignition Harness |
| STARTER WIRE | BLACK/BLUE | Ignition Harness |
| IGNITION WIRE | BLUE | Ignition Harness |
| ACCESSORY WIRE | BLACK/RED | Ignition Harness |
| SECOND ACCESSORY WIRE | BLACK/WHITE | Ignition Harness |
| KEY SENSE WIRE (+) | WHITE/BLUE | Ignition Harness |

Notes: A pulse to this wire will disarm the factory security without unlocking the doors.

| | | |
|-----------------------------|----------|---|
| POWER DOOR LOCK/UNLOCK WIRE | LT.GREEN | Door Lock Module High In Passenger Kick Panel |
|-----------------------------|----------|---|

Notes: Lock is a negative trigger through a 1K-ohm resistor. Unlock is a negative trigger. Relays must be used.

| | | |
|---------------------------|----------------|--|
| PARKING LIGHTS (+) | LT.GREEN/BLACK | Harness In Driver's Kick Panel |
| PARKING LIGHTS (-) | RED/WHITE | At Headlight Switch |
| DOOR TRIGGER (-) | GREEN/ORANGE | Door Lock Module High In Passenger Kick Panel |
| DOMELIGHT SUPERVISION (-) | YELLOW/BLACK | Door Lock Module High In Passenger Kick Panel |
| TRUNK TRIGGER (-) | BROWN | Door Lock Module High In Passenger Kick Panel |
| HOOD TRIGGER (-) | GRAY/RED | Door Lock Module High In Passenger Kick Panel |
| FACTORY ARM/DISARM WIRE | BLUE | Harness In Driver's Kick Panel Or Door Lock Module In Passenger Kick Panel |

Notes: Arm is a negative trigger through a 1000-ohm resistor. Disarm is a negative trigger. Relays must be used.

| | | |
|-----------------|--|---------------|
| TACHOMETER WIRE | Use any wire that is NOT BLACK/WHITE on 4 cylinder models. | Ignition Coil |
|-----------------|--|---------------|



Notes: Use any wire that is not GREEN/STRIPE on 6 cylinder models

| | | |
|-------------------------|----------------|---|
| BRAKE WIRE (+) | GREEN | Harness At Brake Pedal Switch |
| HORN TRIGGER (-) | PURPLE/WHITE | Door Lock Module In Passenger Kick Panel |
| LEFT FRONT WINDOW UP | RED | At Driver Window Motor Inside Door |
| LEFT FRONT WINDOW DOWN | GREEN | At Driver Window Motor Inside Door |
| RIGHT FRONT WINDOW UP | GREEN/WHITE | Harness In Driver's Kick From Driver Door |
| RIGHT FRONT WINDOW DOWN | LT.GREEN/BLACK | Harness In Driver's Kick From Driver Door |
| LEFT REAR WINDOW UP | RED/GREEN | Harness In Driver's Kick From Driver Door |
| LEFT REAR WINDOW DOWN | YELLOW/RED | Harness In Driver's Kick From Driver Door |
| RIGHT REAR WINDOW UP | BLUE/WHITE | Harness In Driver's Kick From Driver Door |
| RIGHT REAR WINDOW DOWN | GREEN/RED | Harness In Driver's Kick From Driver Door |

| INTERFACE | PART NUMBER | NOTES |
|---------------------------------------|-------------|--|
| Door Lock Interface | DEI 456LW | Optional when interfacing with door locks |
| Transponder Immobilizer Bypass Module | DEI 556UW | Required when installing a remote start system |

Please verify all part numbers before ordering.

ADDITIONAL NOTES



| AUDIO WIRING | | | |
|---|--------------------|----------------------------|-------------------------|
| WIRE | COLOR | LOCATION | NOTES |
| RADIO 12V | BLUE/RED | Radio Harness | |
| RADIO SWITCHED | ORANGE | Radio Harness | |
| RADIO GROUND | BLACK | Radio Harness | |
| ILLUMINATION (+) | LT. GREEN/RED | Radio Harness | |
| POWER ANTENNA (+) | | Radio Harness | |
| AMP TURN ON (+) | | Radio Harness | |
| LEFT FRONT SPEAKER(+) | RED | Radio Harness or Speaker | |
| LEFT FRONT SPEAKER (-) | WHITE | Radio Harness or Speaker | |
| RIGHT FRONT SPEAKER (+) | GRAY | Radio Harness or Speaker | |
| RIGHT FRONT SPEAKER (-) | YELLOW | Radio Harness or Speaker | |
| LEFT REAR SPEAKER (+) | PURPLE | Radio Harness or Speaker | |
| LEFT REAR SPEAKER (-) | PINK | Radio Harness or Speaker | |
| RIGHT REAR SPEAKER (+) | WHITE/BLUE | Radio Harness or Speaker | |
| RIGHT REAR SPEAKER (-) | BLACK/BLUE | Radio Harness or Speaker | |
| FRONT SPEAKERS SIZE | REAR SPEAKERS SIZE | AMP LOCATION | NOTES |
| 6x8" | 6x8" | | |
| RADIO DASH KIT OPTIONS | | RADIO WIRE HARNESS OPTIONS | ANTENNA ADAPTER OPTIONS |
| METRA 99-7503 | | Included with kit | Not required |
| Please verify all part numbers before ordering. | | | |

ALARM REMOTE START WIRING

| WIRE | COLOR | LOCATION |
|-----------------------|------------------------|------------------|
| 12V CONSTANT WIRE | BLACK and BLACK/YELLOW | Ignition Harness |
| STARTER WIRE | BLACK/BLUE | Ignition Harness |
| IGNITION WIRE | BLUE | Ignition Harness |
| ACCESSORY WIRE | BLACK/RED | Ignition Harness |
| SECOND ACCESSORY WIRE | BLACK/WHITE | Ignition Harness |
| KEY SENSE WIRE (+) | WHITE/BLUE | Ignition Harness |

Notes: A pulse to this wire will disarm the factory security without unlocking the doors.

| | | |
|-----------------------------|----------|---|
| POWER DOOR LOCK/UNLOCK WIRE | LT.GREEN | Door Lock Module High In Passenger Kick Panel |
|-----------------------------|----------|---|

Notes: Lock is a negative trigger through a 1K-ohm resistor. Unlock is a negative trigger. Relays must be used.

| | | |
|---------------------------|----------------|--|
| PARKING LIGHTS (+) | LT.GREEN/BLACK | Harness In Driver's Kick Panel |
| PARKING LIGHTS (-) | RED/WHITE | At Headlight Switch |
| DOOR TRIGGER (-) | GREEN/ORANGE | Door Lock Module High In Passenger Kick Panel |
| DOMELIGHT SUPERVISION (-) | YELLOW/BLACK | Door Lock Module High In Passenger Kick Panel |
| TRUNK TRIGGER (-) | BROWN | Door Lock Module High In Passenger Kick Panel |
| HOOD TRIGGER (-) | GRAY/RED | Door Lock Module High In Passenger Kick Panel |
| FACTORY ARM/DISARM WIRE | BLUE | Harness In Driver's Kick Panel Or Door Lock Module In Passenger Kick Panel |

Notes: Arm is a negative trigger through a 1000-ohm resistor. Disarm is a negative trigger. Relays must be used.

| | | |
|-----------------|--|---------------|
| TACHOMETER WIRE | Use any wire that is NOT BLACK/WHITE on 4 cylinder models. | Ignition Coil |
|-----------------|--|---------------|

Notes: Use any wire that is not GREEN/STRIPE on 6 cylinder models

| | | |
|-------------------------|----------------|---|
| BRAKE WIRE (+) | GREEN | Harness At Brake Pedal Switch |
| HORN TRIGGER (-) | PURPLE/WHITE | Door Lock Module In Passenger Kick Panel |
| LEFT FRONT WINDOW UP | RED | At Driver Window Motor Inside Door |
| LEFT FRONT WINDOW DOWN | GREEN | At Driver Window Motor Inside Door |
| RIGHT FRONT WINDOW UP | GREEN/WHITE | Harness In Driver's Kick From Driver Door |
| RIGHT FRONT WINDOW DOWN | LT.GREEN/BLACK | Harness In Driver's Kick From Driver Door |
| LEFT REAR WINDOW UP | RED/GREEN | Harness In Driver's Kick From Driver Door |
| LEFT REAR WINDOW DOWN | YELLOW/RED | Harness In Driver's Kick From Driver Door |
| RIGHT REAR WINDOW UP | BLUE/WHITE | Harness In Driver's Kick From Driver Door |
| RIGHT REAR WINDOW DOWN | GREEN/RED | Harness In Driver's Kick From Driver Door |

| INTERFACE | PART NUMBER | NOTES |
|---------------------------------------|-------------|--|
| Door Lock Interface | DEI 456LW | Optional when interfacing with door locks |
| Transponder Immobilizer Bypass Module | DEI 556UW | Required when installing a remote start system |

Please verify all part numbers before ordering.

| AUDIO WIRING | | | |
|---|----------------------------|--------------------------|-------------------------|
| WIRE | COLOR | LOCATION | NOTES |
| RADIO 12V | BLUE/RED | Radio Harness | |
| RADIO SWITCHED | ORANGE | Radio Harness | |
| RADIO GROUND | BLACK | Radio Harness | |
| ILLUMINATION (+) | LT. GREEN/RED | Radio Harness | |
| POWER ANTENNA (+) | | Radio Harness | |
| AMP TURN ON (+) | | Radio Harness | |
| LEFT FRONT SPEAKER(+) | RED | Radio Harness or Speaker | |
| LEFT FRONT SPEAKER (-) | WHITE | Radio Harness or Speaker | |
| RIGHT FRONT SPEAKER (+) | GRAY | Radio Harness or Speaker | |
| RIGHT FRONT SPEAKER (-) | YELLOW | Radio Harness or Speaker | |
| LEFT REAR SPEAKER (+) | PURPLE | Radio Harness or Speaker | |
| LEFT REAR SPEAKER (-) | PINK | Radio Harness or Speaker | |
| RIGHT REAR SPEAKER (+) | WHITE/BLUE | Radio Harness or Speaker | |
| RIGHT REAR SPEAKER (-) | BLACK/BLUE | Radio Harness or Speaker | |
| FRONT SPEAKERS SIZE | REAR SPEAKERS SIZE | AMP LOCATION | NOTES |
| 6x8" | 6x8" | | |
| RADIO DASH KIT OPTIONS | RADIO WIRE HARNESS OPTIONS | | ANTENNA ADAPTER OPTIONS |
| METRA 99-7507 | Included with kit | | Not required |
| Please verify all part numbers before ordering. | | | |