

TRIPLE S *Customs*

MERCURY SABLE 1990-2005 VEHICLE WIRING


WIRING INFORMATION 1990 Mercury Sable

| WIRE | WIRE COLOR | WIRE LOCATION |
|--|------------------|---|
| 12V CONSTANT | YELLOW | Ignition Harness |
| STARTER | WHITE/PINK | Ignition Harness |
| IGNITION | RED/LT. GREEN | Ignition Harness |
| ACCESSORY | GRAY/YELLOW | Ignition Harness |
| SECOND ACCESSORY | BLACK/GREEN | Ignition Harness |
| POWER DOOR LOCK | PINK/YELLOW | In Larger Of Two Harnesses In Driver's Kick Panel Running To Rear Of Vehicle |
| POWER DOOR UNLOCK | PINK/GREEN | |
| Power door locks are negative trigger on vehicles with OEM keyless entry, 5-wire reverse polarity on vehicles without OEM keyless entry. | | |
| PARKING LIGHTS (+) | BROWN | In Larger Of Two Harnesses In Driver's Kick Panel Running To Rear Of Vehicle |
| DOOR TRIGGER (+) | BLACK/BLUE | In Larger Of Two Harnesses In Driver's Kick Panel Or Behind Dimmer Switch |
| DOME SUPERVISION | USE DOOR TRIGGER | |
| TRUNK RELEASE (+) | GRAY/RED | Trunk Release Switch |
| TACHOMETER | TAN/YELLOW | Ignition Coil Or Behind Instrument Cluster |
| BRAKE WIRE (+) | RED/LT. GREEN | In Smaller Of Two Harnesses In Driver's Kick Panel Running To Rear Of Vehicle |
| HORN TRIGGER (-) | YELLOW/LT. GREEN | In Gray Connector Right Of Steering Column |
| LEFT FRONT WINDOW UP | YELLOW | At Driver Window Motor Inside Door Harness In Driver's Kick From Driver Door |
| LEFT FRONT WINDOW DOWN | RED | |
| RIGHT FRONT WINDOW UP | YELLOW/BLACK | |
| RIGHT FRONT WINDOW DOWN | RED/BLACK | |
| LEFT REAR WINDOW UP | YELLOW/BLUE | |
| LEFT REAR WINDOW DOWN | RED/BLUE | |
| RIGHT REAR WINDOW UP | YELLOW/BLACK | |
| RIGHT REAR WINDOW DOWN | RED/BLACK | |



WIRING INFORMATION 1991 Mercury Sable

| WIRE | WIRE COLOR | WIRE LOCATION |
|--|------------------|---|
| 12V CONSTANT | YELLOW | Ignition Harness |
| STARTER | WHITE/PINK | Ignition Harness |
| IGNITION | RED/LT. GREEN | Ignition Harness |
| ACCESSORY | GRAY/YELLOW | Ignition Harness |
| SECOND ACCESSORY | BLACK/GREEN | Ignition Harness |
| POWER DOOR LOCK | PINK/YELLOW | In Larger Of Two Harnesses In Driver's Kick Panel Running To Rear Of Vehicle |
| POWER DOOR UNLOCK | PINK/GREEN | |
| Power door locks are negative trigger on vehicles with OEM keyless entry, 5-wire reverse polarity on vehicles without OEM keyless entry. | | |
| PARKING LIGHTS (+) | BROWN | In Larger Of Two Harnesses In Driver's Kick Panel Running To Rear Of Vehicle |
| DOOR TRIGGER (+) | BLACK/BLUE | In Larger Of Two Harnesses In Driver's Kick Panel Or Behind Dimmer Switch |
| DOME SUPERVISION | USE DOOR TRIGGER | |
| TRUNK RELEASE (+) | GRAY/RED | Trunk Release Switch |
| TACHOMETER | TAN/YELLOW | Ignition Coil Or Behind Instrument Cluster |
| BRAKE WIRE (+) | RED/LT. GREEN | In Smaller Of Two Harnesses In Driver's Kick Panel Running To Rear Of Vehicle |
| HORN TRIGGER (-) | YELLOW/LT. GREEN | In Gray Connector Right Of Steering Column |
| LEFT FRONT WINDOW UP | YELLOW | At Driver Window Motor Inside Door Harness In Driver's Kick From Driver Door |
| LEFT FRONT WINDOW DOWN | RED | |
| RIGHT FRONT WINDOW UP | YELLOW/BLACK | |
| RIGHT FRONT WINDOW DOWN | RED/BLACK | |
| LEFT REAR WINDOW UP | YELLOW/BLUE | |
| LEFT REAR WINDOW DOWN | RED/BLUE | |
| RIGHT REAR WINDOW UP | YELLOW/BLACK | |
| RIGHT REAR WINDOW DOWN | RED/BLACK | |



WIRING INFORMATION 1992 Mercury Sable

| WIRE | WIRE COLOR | WIRE LOCATION |
|--|------------------|---|
| 12V CONSTANT | YELLOW | Ignition Harness |
| STARTER | WHITE/PINK | Ignition Harness |
| IGNITION | RED/LT. GREEN | Ignition Harness |
| ACCESSORY | GRAY/YELLOW | Ignition Harness |
| SECOND ACCESSORY | BLACK/GREEN | Ignition Harness |
| POWER DOOR LOCK | PINK/YELLOW | In Larger Of Two Harnesses In Driver's Kick Panel Running To Rear Of Vehicle |
| POWER DOOR UNLOCK | PINK/GREEN | |
| Power door locks are negative trigger on vehicles with OEM keyless entry, 5-wire reverse polarity on vehicles without OEM keyless entry. | | |
| PARKING LIGHTS (+) | BROWN | In Larger Of Two Harnesses In Driver's Kick Panel Running To Rear Of Vehicle |
| DOOR TRIGGER (+) | BLACK/BLUE | In Larger Of Two Harnesses In Driver's Kick Panel Or Behind Dimmer Switch |
| DOME SUPERVISION | USE DOOR TRIGGER | |
| TRUNK RELEASE (+) | GRAY/RED | Trunk Release Switch |
| TACHOMETER | TAN/YELLOW | Ignition Coil Or Behind Instrument Cluster |
| BRAKE WIRE (+) | RED/LT. GREEN | In Smaller Of Two Harnesses In Driver's Kick Panel Running To Rear Of Vehicle |
| HORN TRIGGER (-) | YELLOW/LT. GREEN | In Gray Connector Right Of Steering Column |
| LEFT FRONT WINDOW UP | YELLOW | At Driver Window Motor Inside Door Harness In Driver's Kick From Driver Door |
| LEFT FRONT WINDOW DOWN | RED | |
| RIGHT FRONT WINDOW UP | YELLOW/BLACK | |
| RIGHT FRONT WINDOW DOWN | RED/BLACK | |
| LEFT REAR WINDOW UP | YELLOW/BLUE | |
| LEFT REAR WINDOW DOWN | RED/BLUE | |
| RIGHT REAR WINDOW UP | YELLOW/BLACK | |
| RIGHT REAR WINDOW DOWN | RED/BLACK | |



WIRING INFORMATION 1993 Mercury Sable

| WIRE | WIRE COLOR | WIRE LOCATION |
|--|------------------|---|
| 12V CONSTANT | YELLOW | Ignition Harness |
| STARTER | WHITE/PINK | Ignition Harness |
| IGNITION | RED/LT. GREEN | Ignition Harness |
| ACCESSORY | GRAY/YELLOW | Ignition Harness |
| SECOND ACCESSORY | BLACK/GREEN | Ignition Harness |
| POWER DOOR LOCK | PINK/YELLOW | In Larger Of Two Harnesses In Driver's Kick Panel Running To Rear Of Vehicle |
| POWER DOOR UNLOCK | PINK/GREEN | |
| Power door locks are negative trigger on vehicles with OEM keyless entry, 5-wire reverse polarity on vehicles without OEM keyless entry. | | |
| PARKING LIGHTS (+) | BROWN | In Larger Of Two Harnesses In Driver's Kick Panel Running To Rear Of Vehicle |
| DOOR TRIGGER (+) | BLACK/BLUE | In Larger Of Two Harnesses In Driver's Kick Panel Or Behind Dimmer Switch |
| DOME SUPERVISION | USE DOOR TRIGGER | |
| TRUNK RELEASE (+) | GRAY/RED | Trunk Release Switch |
| TACHOMETER | TAN/YELLOW | Ignition Coil Or Behind Instrument Cluster |
| BRAKE WIRE (+) | RED/LT. GREEN | In Smaller Of Two Harnesses In Driver's Kick Panel Running To Rear Of Vehicle |
| HORN TRIGGER (-) | YELLOW/LT. GREEN | In Gray Connector Right Of Steering Column |
| LEFT FRONT WINDOW UP | YELLOW | At Driver Window Motor Inside Door Harness In Driver's Kick From Driver Door |
| LEFT FRONT WINDOW DOWN | RED | |
| RIGHT FRONT WINDOW UP | YELLOW/BLACK | |
| RIGHT FRONT WINDOW DOWN | RED/BLACK | |
| LEFT REAR WINDOW UP | YELLOW/BLUE | |
| LEFT REAR WINDOW DOWN | RED/BLUE | |
| RIGHT REAR WINDOW UP | YELLOW/BLACK | |
| RIGHT REAR WINDOW DOWN | RED/BLACK | |



WIRING INFORMATION 1994 Mercury Sable

| WIRE | WIRE COLOR | WIRE LOCATION |
|--|------------------|---|
| 12V CONSTANT | YELLOW | Ignition Harness |
| STARTER | WHITE/PINK | Ignition Harness |
| IGNITION | RED/LT. GREEN | Ignition Harness |
| ACCESSORY | GRAY/YELLOW | Ignition Harness |
| SECOND ACCESSORY | BLACK/GREEN | Ignition Harness |
| POWER DOOR LOCK | PINK/YELLOW | In Larger Of Two Harnesses In Driver's Kick Panel Running To Rear Of Vehicle |
| POWER DOOR UNLOCK | PINK/GREEN | |
| Power door locks are negative trigger on vehicles with OEM keyless entry, 5-wire reverse polarity on vehicles without OEM keyless entry. | | |
| PARKING LIGHTS (+) | BROWN | In Larger Of Two Harnesses In Driver's Kick Panel Running To Rear Of Vehicle |
| DOOR TRIGGER (+) | BLACK/BLUE | In Larger Of Two Harnesses In Driver's Kick Panel Or Behind Dimmer Switch |
| DOME SUPERVISION | USE DOOR TRIGGER | |
| TRUNK RELEASE (+) | GRAY/RED | Trunk Release Switch |
| TACHOMETER | TAN/YELLOW | Ignition Coil Or Behind Instrument Cluster |
| BRAKE WIRE (+) | RED/LT. GREEN | In Smaller Of Two Harnesses In Driver's Kick Panel Running To Rear Of Vehicle |
| HORN TRIGGER (-) | YELLOW/LT. GREEN | In Gray Connector Right Of Steering Column |
| LEFT FRONT WINDOW UP | YELLOW | At Driver Window Motor Inside Door Harness In Driver's Kick From Driver Door |
| LEFT FRONT WINDOW DOWN | RED | |
| RIGHT FRONT WINDOW UP | YELLOW/BLACK | |
| RIGHT FRONT WINDOW DOWN | RED/BLACK | |
| LEFT REAR WINDOW UP | YELLOW/BLUE | |
| LEFT REAR WINDOW DOWN | RED/BLUE | |
| RIGHT REAR WINDOW UP | YELLOW/BLACK | |
| RIGHT REAR WINDOW DOWN | RED/BLACK | |



WIRING INFORMATION 1995 Mercury Sable



| WIRE | WIRE COLOR | WIRE LOCATION |
|--|------------------|---|
| 12V CONSTANT | YELLOW | Ignition Harness |
| STARTER | WHITE/PINK | Ignition Harness |
| IGNITION | RED/LT. GREEN | Ignition Harness |
| ACCESSORY | GRAY/YELLOW | Ignition Harness |
| SECOND ACCESSORY | BLACK/GREEN | Ignition Harness |
| POWER DOOR LOCK | PINK/YELLOW | In Larger Of Two Harnesses In Driver's Kick Panel Running To Rear Of Vehicle |
| POWER DOOR UNLOCK | PINK/GREEN | |
| Power door locks are negative trigger on vehicles with OEM keyless entry, 5-wire reverse polarity on vehicles without OEM keyless entry. | | |
| PARKING LIGHTS (+) | BROWN | In Larger Of Two Harnesses In Driver's Kick Panel Running To Rear Of Vehicle |
| DOOR TRIGGER (+) | BLACK/BLUE | In Larger Of Two Harnesses In Driver's Kick Panel Or Behind Dimmer Switch |
| DOME SUPERVISION | USE DOOR TRIGGER | |
| TRUNK RELEASE (+) | GRAY/RED | Trunk Release Switch |
| TACHOMETER | TAN/YELLOW | Ignition Coil Or Behind Instrument Cluster |
| BRAKE WIRE (+) | RED/LT. GREEN | In Smaller Of Two Harnesses In Driver's Kick Panel Running To Rear Of Vehicle |
| HORN TRIGGER (-) | YELLOW/LT. GREEN | In Gray Connector Right Of Steering Column |
| LEFT FRONT WINDOW UP | YELLOW | At Driver Window Motor Inside Door Harness In Driver's Kick From Driver Door |
| LEFT FRONT WINDOW DOWN | RED | |
| RIGHT FRONT WINDOW UP | YELLOW/BLACK | |
| RIGHT FRONT WINDOW DOWN | RED/BLACK | |
| LEFT REAR WINDOW UP | YELLOW/BLUE | |
| LEFT REAR WINDOW DOWN | RED/BLUE | |
| RIGHT REAR WINDOW UP | YELLOW/BLACK | |
| RIGHT REAR WINDOW DOWN | RED/BLACK | |



WIRING INFORMATION 1996 Mercury Sable

| WIRE | WIRE COLOR | WIRE LOCATION |
|--------------------------|---------------------------------|--|
| 12V CONSTANT | LT.GREEN/PURPLE or YELLOW | Ignition Harness |
| STARTER | RED/LT. BLUE | Ignition Harness |
| IGNITION | RED/LT. GREEN | Ignition Harness |
| ACCESSORY | GRY/YEL & RED/BLK | Ignition Harness |
| SECOND ACCESSORY | BLACK/LT GREEN | Ignition Harness |
| POWER DOOR LOCK (-) | PINK/YELLOW | Left Connector Below Fuse Box Under Dash |
| POWER DOOR UNLOCK (-) | PINK/GREEN | Left Connector Below Fuse Box Under Dash |
| PARKING LIGHTS (+) | BROWN | Headlight Switch |
| DOOR TRIGGER (-) | GREEN/ORANGE | Headlight Switch |
| TRUNK TRIGGER (-) | BLACK/PINK | Light In Trunk |
| TRNK/HTCH RELEASE | PINK/YELLOW (-) or GRAY/RED (+) | At Trunk Release Switch |
| FACTORY ALARM ARM | Arms with Lock | |
| FACTORY ALARM DISARM (-) | PINK/WHITE | Harness In Driver's Kick Panel Or Harness Coming Into Vehicle From Driver's Door |
| TACHOMETER WIRE | YELLOW/WHITE | Ignition Coil Behind Air Intake Manifold |
| BRAKE WIRE (+) | RED/LT. GREEN | Brake Switch |
| HORN TRIGGER (-) | PURPLE/ORANGE DOTS | Gray Connector Right Of Column |
| LEFT FRONT WINDOW UP | BLACK/WHITE | At Driver Window Motor Inside Door |
| LEFT FRONT WINDOW DOWN | TAN/BLUE | At Driver Window Motor Inside Door |
| RIGHT FRONT WINDOW UP | WHITE/YELLOW | Harness In Driver's Kick From Driver Door |
| RIGHT FRONT WINDOW DOWN | TAN/BLUE | Harness In Driver's Kick From Driver Door |
| LEFT REAR WINDOW UP | YELLOW/BLUE | Harness In Driver's Kick From Driver Door |
| LEFT REAR WINDOW DOWN | GRAY/ORANGE | Harness In Driver's Kick From Driver Door |
| RIGHT REAR WINDOW UP | YELLOW/BLACK | Harness In Driver's Kick From Driver Door |
| RIGHT REAR WINDOW DOWN | RED/BLACK | Harness In Driver's Kick From Driver Door |



This vehicle may be equipped with PATS. This must be bypassed when installing a remote start system.



WIRING INFORMATION 1997 Mercury Sable

| WIRE | WIRE COLOR | WIRE LOCATION |
|--------------------------|---------------------------------|--|
| 12V CONSTANT | LT.GREEN/PURPLE or YELLOW | Ignition Harness |
| STARTER | RED/LT. BLUE | Ignition Harness |
| IGNITION | RED/LT. GREEN | Ignition Harness |
| ACCESSORY | GRY/YEL & RED/BLK | Ignition Harness |
| SECOND ACCESSORY | BLACK/LT GREEN | Ignition Harness |
| POWER DOOR LOCK (-) | PINK/YELLOW | Left Connector Below Fuse Box Under Dash |
| POWER DOOR UNLOCK (-) | PINK/GREEN | Left Connector Below Fuse Box Under Dash |
| PARKING LIGHTS (+) | BROWN | Headlight Switch |
| DOOR TRIGGER (-) | GREEN/ORANGE | Headlight Switch |
| TRUNK TRIGGER (-) | BLACK/PINK | Light In Trunk |
| TRNK/HTCH RELEASE | PINK/YELLOW (-) or GRAY/RED (+) | At Trunk Release Switch |
| FACTORY ALARM ARM | Arms with Lock | |
| FACTORY ALARM DISARM (-) | PINK/WHITE | Harness In Driver's Kick Panel Or Harness Coming Into Vehicle From Driver's Door |
| TACHOMETER WIRE | YELLOW/WHITE | Ignition Coil Behind Air Intake Manifold |
| BRAKE WIRE (+) | RED/LT. GREEN | Brake Switch |
| HORN TRIGGER (-) | PURPLE/ORANGE DOTS | Gray Connector Right Of Column |
| LEFT FRONT WINDOW UP | BLACK/WHITE | At Driver Window Motor Inside Door |
| LEFT FRONT WINDOW DOWN | TAN/BLUE | At Driver Window Motor Inside Door |
| RIGHT FRONT WINDOW UP | WHITE/YELLOW | Harness In Driver's Kick From Driver Door |
| RIGHT FRONT WINDOW DOWN | TAN/BLUE | Harness In Driver's Kick From Driver Door |
| LEFT REAR WINDOW UP | YELLOW/BLUE | Harness In Driver's Kick From Driver Door |
| LEFT REAR WINDOW DOWN | GRAY/ORANGE | Harness In Driver's Kick From Driver Door |
| RIGHT REAR WINDOW UP | YELLOW/BLACK | Harness In Driver's Kick From Driver Door |
| RIGHT REAR WINDOW DOWN | RED/BLACK | Harness In Driver's Kick From Driver Door |



This vehicle may be equipped with PATS. This must be bypassed when installing a remote start system.



WIRING INFORMATION 1998 Mercury Sable

| WIRE | WIRE COLOR | WIRE LOCATION |
|--------------------------|---------------------------------|--|
| 12V CONSTANT | LT.GREEN/PURPLE or YELLOW | Ignition Harness |
| STARTER | RED/LT. BLUE | Ignition Harness |
| IGNITION | RED/LT. GREEN | Ignition Harness |
| ACCESSORY | GRY/YEL & RED/BLK | Ignition Harness |
| SECOND ACCESSORY | BLACK/LT GREEN | Ignition Harness |
| POWER DOOR LOCK (-) | PINK/YELLOW | Left Connector Below Fuse Box Under Dash |
| POWER DOOR UNLOCK (-) | PINK/GREEN | Left Connector Below Fuse Box Under Dash |
| PARKING LIGHTS (+) | BROWN | Headlight Switch |
| DOOR TRIGGER (-) | GREEN/ORANGE | Headlight Switch |
| TRUNK TRIGGER (-) | BLACK/PINK | Light In Trunk |
| TRNK/HTCH RELEASE | PINK/YELLOW (-) or GRAY/RED (+) | At Trunk Release Switch |
| FACTORY ALARM ARM | Arms with Lock | |
| FACTORY ALARM DISARM (-) | PINK/WHITE | Harness In Driver's Kick Panel Or Harness Coming Into Vehicle From Driver's Door |
| TACHOMETER WIRE | YELLOW/WHITE | Ignition Coil Behind Air Intake Manifold |
| BRAKE WIRE (+) | RED/LT. GREEN | Brake Switch |
| HORN TRIGGER (-) | PURPLE/ORANGE DOTS | Gray Connector Right Of Column |
| LEFT FRONT WINDOW UP | BLACK/WHITE | At Driver Window Motor Inside Door |
| LEFT FRONT WINDOW DOWN | TAN/BLUE | At Driver Window Motor Inside Door |
| RIGHT FRONT WINDOW UP | WHITE/YELLOW | Harness In Driver's Kick From Driver Door |
| RIGHT FRONT WINDOW DOWN | TAN/BLUE | Harness In Driver's Kick From Driver Door |
| LEFT REAR WINDOW UP | YELLOW/BLUE | Harness In Driver's Kick From Driver Door |
| LEFT REAR WINDOW DOWN | GRAY/ORANGE | Harness In Driver's Kick From Driver Door |
| RIGHT REAR WINDOW UP | YELLOW/BLACK | Harness In Driver's Kick From Driver Door |
| RIGHT REAR WINDOW DOWN | RED/BLACK | Harness In Driver's Kick From Driver Door |



This vehicle may be equipped with PATS. This must be bypassed when installing a remote start system.



WIRING INFORMATION 1999 Mercury Sable






| WIRE | WIRE COLOR | WIRE LOCATION |
|--------------------------|---------------------------------|--|
| 12V CONSTANT | LT.GREEN/PURPLE or YELLOW | Ignition Harness |
| STARTER | RED/LT. BLUE | Ignition Harness |
| IGNITION | RED/LT. GREEN | Ignition Harness |
| ACCESSORY | GRY/YEL & RED/BLK | Ignition Harness |
| SECOND ACCESSORY | BLACK/LT GREEN | Ignition Harness |
| POWER DOOR LOCK (-) | PINK/YELLOW | Left Connector Below Fuse Box Under Dash |
| POWER DOOR UNLOCK (-) | PINK/GREEN | Left Connector Below Fuse Box Under Dash |
| PARKING LIGHTS (+) | BROWN | Headlight Switch |
| DOOR TRIGGER (-) | GREEN/ORANGE | Headlight Switch |
| TRUNK TRIGGER (-) | BLACK/PINK | Light In Trunk |
| TRNK/HTCH RELEASE | PINK/YELLOW (-) or GRAY/RED (+) | At Trunk Release Switch |
| FACTORY ALARM ARM | Arms with Lock | |
| FACTORY ALARM DISARM (-) | PINK/WHITE | Harness In Driver's Kick Panel Or Harness Coming Into Vehicle From Driver's Door |
| TACHOMETER WIRE | YELLOW/WHITE | Ignition Coil Behind Air Intake Manifold |
| BRAKE WIRE (+) | RED/LT. GREEN | Brake Switch |
| HORN TRIGGER (-) | PURPLE/ORANGE DOTS | Gray Connector Right Of Column |
| LEFT FRONT WINDOW UP | BLACK/WHITE | At Driver Window Motor Inside Door |
| LEFT FRONT WINDOW DOWN | TAN/BLUE | At Driver Window Motor Inside Door |
| RIGHT FRONT WINDOW UP | WHITE/YELLOW | Harness In Driver's Kick From Driver Door |
| RIGHT FRONT WINDOW DOWN | TAN/BLUE | Harness In Driver's Kick From Driver Door |
| LEFT REAR WINDOW UP | YELLOW/BLUE | Harness In Driver's Kick From Driver Door |
| LEFT REAR WINDOW DOWN | GRAY/ORANGE | Harness In Driver's Kick From Driver Door |
| RIGHT REAR WINDOW UP | YELLOW/BLACK | Harness In Driver's Kick From Driver Door |
| RIGHT REAR WINDOW DOWN | RED/BLACK | Harness In Driver's Kick From Driver Door |

This vehicle may be equipped with PATS. This must be bypassed when installing a remote start system.








WIRING INFORMATION: 2000 Mercury Sable

| WIRE | WIRE COLOR | WIRE LOCATION |
|--|--|--|
| 12V | LT. GREEN/PURPLE | Ignition Harness |
| STARTER | RED/LT. BLUE | Ignition Harness |
| IGNITION | RED/LT. GREEN | Ignition Harness |
| ACCESSORY | GRAY/YELLOW | Ignition Harness |
| SECOND ACCESSORY | BLACK/LT. GREEN | Ignition Harness |
| POWER DOOR LOCK (-) | PINK/YELLOW | Module Left Of Steering Column |
| POWER UNLOCK (-) | PINK/ LT. GREEN | Module Left Of Steering Column |
| PARKING LIGHTS (+) | BROWN | Headlight Switch |
| DOOR TRIGGER (-) | BLACK/ORANGE | Module Left Steering Column- Must Cut The Wire And Install A Diode Inline To Avoid Falsing Problems. |
| Can also use individual negative door trigger wires. They are: YELLOW/BLACK (left front door), GRAY/RED (right front door), LT.GREEN/YELLOW (left rear door), and PINK/LT. BLUE (right rear door). | | |
| DOME SUPERVISION | BLACK/LT. BLUE | Harness On Top Of Fuse Box |
| TRUNK TRIGGER (-) | BLACK/PINK (sedans) WHITE/PURPLE (wagons) | Trunk Trigger Wire Is Found At Light In Trunk For Sedans And At Module To The Left Of The Steering Column For Wagons. |
| HOOD PIN (-) | TAN/LT. GREEN | Module Left Of Steering Column |
| TRUNK RELEASE | PURPLE/YELLOW (-) GRAY/RED (+) YELLOW/LT.GREEN (-) | Use PURPLE/YELLOW For Vehicles With OEM Keyless And GRAY/RED For Vehicles Without OEM Keyless And YELLOW/LT.GREEN To Unlock Only The Rear Hatch For Wagons |
| FACTRY ALARM DISARM (-) | PINK/WHITE | Module Left Of Steering Column |
| TACHOMETER WIRE | TAN/YELLOW | Module On Passenger Side Of Inner Fender Well |
| BRAKE WIRE (+) | RED/LT. GREEN | Harness In Driver's Kick Panel Or Brake Pedal Switch |
| HORN TRIGGER (-) | PURPLE OR BLUE | Harness At Steering Column |
| LEFT FRONT WINDOW UP | WHITE/BLACK | At Driver Window Motor Inside Door |
| LEFT FRONT WINDOW DOWN | ORANGE/WHITE | At Driver Window Motor Inside Door |
| RIGHT FRONT WINDOW UP | WHITE/YELLOW | Harness In Driver's Kick From Driver Door |
| RIGHT FRONT WINDOW DOWN | YELLOW/RED | Harness In Driver's Kick From Driver Door |
| LEFT REAR WINDOW UP | YELLOW/BLUE | Harness In Driver's Kick From Driver Door |
| LEFT REAR WINDOW DOWN | GRAY/ORANGE | Harness In Driver's Kick From Driver Door |
| RIGHT REAR WINDOW UP | YELLOW/BLACK | Harness In Driver's Kick From Driver Door |
| RIGHT REAR WINDOW DOWN | RED/BLACK | Harness In Driver's Kick From Driver Door |
| This vehicle is equipped with a factory Immobilizer system. This must be bypassed when installing a remote start system. | | |









WIRING INFORMATION: 2001 Mercury Sable

| WIRE | WIRE COLOR | WIRE LOCATION |
|--|--|--|
| 12V | LT. GREEN/PURPLE | Ignition Harness |
| STARTER | RED/LT. BLUE | Ignition Harness |
| IGNITION | RED/LT. GREEN | Ignition Harness |
| ACCESSORY | GRAY/YELLOW | Ignition Harness |
| SECOND ACCESSORY | BLACK/LT. GREEN | Ignition Harness |
| POWER DOOR LOCK (-) | PINK/YELLOW | Module Left Of Steering Column |
| POWER UNLOCK (-) | PINK/ LT. GREEN | Module Left Of Steering Column |
| PARKING LIGHTS (+) | BROWN | Headlight Switch |
| DOOR TRIGGER (-) | BLACK/ORANGE | Module Left Steering Column- Must Cut The Wire And Install A Diode Inline To Avoid Falsing Problems. |
| Can also use individual negative door trigger wires. They are: YELLOW/BLACK (left front door), GRAY/RED (right front door), LT.GREEN/YELLOW (left rear door), and PINK/LT. BLUE (right rear door). | | |
| DOME SUPERVISION | BLACK/LT. BLUE | Harness On Top Of Fuse Box |
| TRUNK TRIGGER (-) | BLACK/PINK (sedans) WHITE/PURPLE (wagons) | Trunk Trigger Wire Is Found At Light In Trunk For Sedans And At Module To The Left Of The Steering Column For Wagons. |
| HOOD PIN (-) | TAN/LT. GREEN | Module Left Of Steering Column |
| TRUNK RELEASE | PURPLE/YELLOW (-) GRAY/RED (+) YELLOW/LT.GREEN (-) | Use PURPLE/YELLOW For Vehicles With OEM Keyless And GRAY/RED For Vehicles Without OEM Keyless And YELLOW/LT.GREEN To Unlock Only The Rear Hatch For Wagons |
| FACTRY ALARM DISARM (-) | PINK/WHITE | Module Left Of Steering Column |
| TACHOMETER WIRE | TAN/YELLOW | Module On Passenger Side Of Inner Fender Well |
| BRAKE WIRE (+) | RED/LT. GREEN | Harness In Driver's Kick Panel Or Brake Pedal Switch |
| HORN TRIGGER (-) | PURPLE OR BLUE | Harness At Steering Column |
| LEFT FRONT WINDOW UP | WHITE/BLACK | At Driver Window Motor Inside Door |
| LEFT FRONT WINDOW DOWN | ORANGE/WHITE | At Driver Window Motor Inside Door |
| RIGHT FRONT WINDOW UP | WHITE/YELLOW | Harness In Driver's Kick From Driver Door |
| RIGHT FRONT WINDOW DOWN | YELLOW/RED | Harness In Driver's Kick From Driver Door |
| LEFT REAR WINDOW UP | YELLOW/BLUE | Harness In Driver's Kick From Driver Door |
| LEFT REAR WINDOW DOWN | GRAY/ORANGE | Harness In Driver's Kick From Driver Door |
| RIGHT REAR WINDOW UP | YELLOW/BLACK | Harness In Driver's Kick From Driver Door |
| RIGHT REAR WINDOW DOWN | RED/BLACK | Harness In Driver's Kick From Driver Door |
| This vehicle is equipped with a factory Immobilizer system. This must be bypassed when installing a remote start system. | | |









WIRING INFORMATION: 2002 Mercury Sable

| WIRE | WIRE COLOR | WIRE LOCATION |
|--|--|--|
| 12V | LT. GREEN/PURPLE | Ignition Harness |
| STARTER | RED/LT. BLUE | Ignition Harness |
| IGNITION | RED/LT. GREEN | Ignition Harness |
| ACCESSORY | GRAY/YELLOW | Ignition Harness |
| SECOND ACCESSORY | BLACK/LT. GREEN | Ignition Harness |
| POWER DOOR LOCK (-) | PINK/YELLOW | Module Left Of Steering Column |
| POWER UNLOCK (-) | PINK/ LT. GREEN | Module Left Of Steering Column |
| PARKING LIGHTS (+) | BROWN | Headlight Switch |
| DOOR TRIGGER (-) | BLACK/ORANGE | Module Left Steering Column- Must Cut The Wire And Install A Diode Inline To Avoid Falsing Problems. |
| Can also use individual negative door trigger wires. They are: YELLOW/BLACK (left front door), GRAY/RED (right front door), LT.GREEN/YELLOW (left rear door), and PINK/LT. BLUE (right rear door). | | |
| DOME SUPERVISION | BLACK/LT. BLUE | Harness On Top Of Fuse Box |
| TRUNK TRIGGER (-) | BLACK/PINK (sedans) WHITE/PURPLE (wagons) | Trunk Trigger Wire Is Found At Light In Trunk For Sedans And At Module To The Left Of The Steering Column For Wagons. |
| HOOD PIN (-) | TAN/LT. GREEN | Module Left Of Steering Column |
| TRUNK RELEASE | PURPLE/YELLOW (-) GRAY/RED (+) YELLOW/LT.GREEN (-) | Use PURPLE/YELLOW For Vehicles With OEM Keyless And GRAY/RED For Vehicles Without OEM Keyless And YELLOW/LT.GREEN To Unlock Only The Rear Hatch For Wagons |
| FACTRY ALARM DISARM (-) | PINK/WHITE | Module Left Of Steering Column |
| TACHOMETER WIRE | TAN/YELLOW | Module On Passenger Side Of Inner Fender Well |
| BRAKE WIRE (+) | RED/LT. GREEN | Harness In Driver's Kick Panel Or Brake Pedal Switch |
| HORN TRIGGER (-) | PURPLE OR BLUE | Harness At Steering Column |
| LEFT FRONT WINDOW UP | WHITE/BLACK | At Driver Window Motor Inside Door |
| LEFT FRONT WINDOW DOWN | ORANGE/WHITE | At Driver Window Motor Inside Door |
| RIGHT FRONT WINDOW UP | WHITE/YELLOW | Harness In Driver's Kick From Driver Door |
| RIGHT FRONT WINDOW DOWN | YELLOW/RED | Harness In Driver's Kick From Driver Door |
| LEFT REAR WINDOW UP | YELLOW/BLUE | Harness In Driver's Kick From Driver Door |
| LEFT REAR WINDOW DOWN | GRAY/ORANGE | Harness In Driver's Kick From Driver Door |
| RIGHT REAR WINDOW UP | YELLOW/BLACK | Harness In Driver's Kick From Driver Door |
| RIGHT REAR WINDOW DOWN | RED/BLACK | Harness In Driver's Kick From Driver Door |
| This vehicle is equipped with a factory Immobilizer system. This must be bypassed when installing a remote start system. | | |









WIRING INFORMATION: 2003 Mercury Sable

| WIRE | WIRE COLOR | WIRE LOCATION |
|--|--|--|
| 12V | LT. GREEN/PURPLE | Ignition Harness |
| STARTER | RED/LT. BLUE | Ignition Harness |
| IGNITION | RED/LT. GREEN | Ignition Harness |
| ACCESSORY | GRAY/YELLOW | Ignition Harness |
| SECOND ACCESSORY | BLACK/LT. GREEN | Ignition Harness |
| POWER DOOR LOCK (-) | PINK/YELLOW | Module Left Of Steering Column |
| POWER UNLOCK (-) | PINK/ LT. GREEN | Module Left Of Steering Column |
| PARKING LIGHTS (+) | BROWN | Headlight Switch |
| DOOR TRIGGER (-) | BLACK/ORANGE | Module Left Steering Column- Must Cut The Wire And Install A Diode Inline To Avoid Falsing Problems. |
| Can also use individual negative door trigger wires. They are: YELLOW/BLACK (left front door), GRAY/RED (right front door), LT.GREEN/YELLOW (left rear door), and PINK/LT. BLUE (right rear door). | | |
| DOME SUPERVISION | BLACK/LT. BLUE | Harness On Top Of Fuse Box |
| TRUNK TRIGGER (-) | BLACK/PINK (sedans) WHITE/PURPLE (wagons) | Trunk Trigger Wire Is Found At Light In Trunk For Sedans And At Module To The Left Of The Steering Column For Wagons. |
| HOOD PIN (-) | TAN/LT. GREEN | Module Left Of Steering Column |
| TRUNK RELEASE | PURPLE/YELLOW (-) GRAY/RED (+) YELLOW/LT.GREEN (-) | Use PURPLE/YELLOW For Vehicles With OEM Keyless And GRAY/RED For Vehicles Without OEM Keyless And YELLOW/LT.GREEN To Unlock Only The Rear Hatch For Wagons |
| FACTRY ALARM DISARM (-) | PINK/WHITE | Module Left Of Steering Column |
| TACHOMETER WIRE | TAN/YELLOW | Module On Passenger Side Of Inner Fender Well |
| BRAKE WIRE (+) | RED/LT. GREEN | Harness In Driver's Kick Panel Or Brake Pedal Switch |
| HORN TRIGGER (-) | PURPLE OR BLUE | Harness At Steering Column |
| LEFT FRONT WINDOW UP | WHITE/BLACK | At Driver Window Motor Inside Door |
| LEFT FRONT WINDOW DOWN | ORANGE/WHITE | At Driver Window Motor Inside Door |
| RIGHT FRONT WINDOW UP | WHITE/YELLOW | Harness In Driver's Kick From Driver Door |
| RIGHT FRONT WINDOW DOWN | YELLOW/RED | Harness In Driver's Kick From Driver Door |
| LEFT REAR WINDOW UP | YELLOW/BLUE | Harness In Driver's Kick From Driver Door |
| LEFT REAR WINDOW DOWN | GRAY/ORANGE | Harness In Driver's Kick From Driver Door |
| RIGHT REAR WINDOW UP | YELLOW/BLACK | Harness In Driver's Kick From Driver Door |
| RIGHT REAR WINDOW DOWN | RED/BLACK | Harness In Driver's Kick From Driver Door |
| This vehicle is equipped with a factory Immobilizer system. This must be bypassed when installing a remote start system. | | |



WIRING INFORMATION: 2004 Mercury Sable

| WIRE | WIRE COLOR | WIRE LOCATION |
|--|--|--|
| 12V | LT. GREEN/PURPLE | Ignition Harness |
| STARTER | RED/LT. BLUE | Ignition Harness |
| IGNITION | RED/LT. GREEN | Ignition Harness |
| ACCESSORY | GRAY/YELLOW | Ignition Harness |
| SECOND ACCESSORY | BLACK/LT. GREEN | Ignition Harness |
| POWER DOOR LOCK (-) | PINK/YELLOW | Module Left Of Steering Column |
| POWER UNLOCK (-) | PINK/ LT. GREEN | Module Left Of Steering Column |
| PARKING LIGHTS (+) | BROWN | Headlight Switch |
| DOOR TRIGGER (-) | BLACK/ORANGE | Module Left Steering Column- Must Cut The Wire And Install A Diode Inline To Avoid Falsing Problems. |
| Can also use individual negative door trigger wires. They are: YELLOW/BLACK (left front door), GRAY/RED (right front door), LT.GREEN/YELLOW (left rear door), and PINK/LT. BLUE (right rear door). | | |
| DOME SUPERVISION | BLACK/LT. BLUE | Harness On Top Of Fuse Box |
| TRUNK TRIGGER (-) | BLACK/PINK (sedans) WHITE/PURPLE (wagons) | Trunk Trigger Wire Is Found At Light In Trunk For Sedans And At Module To The Left Of The Steering Column For Wagons. |
| HOOD PIN (-) | TAN/LT. GREEN | Module Left Of Steering Column |
| TRUNK RELEASE | PURPLE/YELLOW (-) GRAY/RED (+) YELLOW/LT.GREEN (-) | Use PURPLE/YELLOW For Vehicles With OEM Keyless And GRAY/RED For Vehicles Without OEM Keyless And YELLOW/LT.GREEN To Unlock Only The Rear Hatch For Wagons |
| FACTRY ALARM DISARM (-) | PINK/WHITE | Module Left Of Steering Column |
| TACHOMETER WIRE | TAN/YELLOW | Module On Passenger Side Of Inner Fender Well |
| BRAKE WIRE (+) | RED/LT. GREEN | Harness In Driver's Kick Panel Or Brake Pedal Switch |
| HORN TRIGGER (-) | PURPLE OR BLUE | Harness At Steering Column |
| LEFT FRONT WINDOW UP | WHITE/BLACK | At Driver Window Motor Inside Door |
| LEFT FRONT WINDOW DOWN | ORANGE/WHITE | At Driver Window Motor Inside Door |
| RIGHT FRONT WINDOW UP | WHITE/YELLOW | Harness In Driver's Kick From Driver Door |
| RIGHT FRONT WINDOW DOWN | YELLOW/RED | Harness In Driver's Kick From Driver Door |
| LEFT REAR WINDOW UP | YELLOW/BLUE | Harness In Driver's Kick From Driver Door |
| LEFT REAR WINDOW DOWN | GRAY/ORANGE | Harness In Driver's Kick From Driver Door |
| RIGHT REAR WINDOW UP | YELLOW/BLACK | Harness In Driver's Kick From Driver Door |
| RIGHT REAR WINDOW DOWN | RED/BLACK | Harness In Driver's Kick From Driver Door |
| This vehicle is equipped with a factory Immobilizer system. This must be bypassed when installing a remote start system. | | |



WIRING INFORMATION: 2005 Mercury Sable

| WIRE | WIRE COLOR | WIRE LOCATION |
|--|--|--|
| 12V | LT. GREEN/PURPLE | Ignition Harness |
| STARTER | RED/LT. BLUE | Ignition Harness |
| IGNITION | RED/LT. GREEN | Ignition Harness |
| ACCESSORY | GRAY/YELLOW | Ignition Harness |
| SECOND ACCESSORY | BLACK/LT. GREEN | Ignition Harness |
| POWER DOOR LOCK (-) | PINK/YELLOW | Module Left Of Steering Column |
| POWER UNLOCK (-) | PINK/ LT. GREEN | Module Left Of Steering Column |
| PARKING LIGHTS (+) | BROWN | Headlight Switch |
| DOOR TRIGGER (-) | BLACK/ORANGE | Module Left Steering Column- Must Cut The Wire And Install A Diode Inline To Avoid Falsing Problems. |
| Can also use individual negative door trigger wires. They are: YELLOW/BLACK (left front door), GRAY/RED (right front door), LT.GREEN/YELLOW (left rear door), and PINK/LT. BLUE (right rear door). | | |
| DOME SUPERVISION | BLACK/LT. BLUE | Harness On Top Of Fuse Box |
| TRUNK TRIGGER (-) | BLACK/PINK (sedans) WHITE/PURPLE (wagons) | Trunk Trigger Wire Is Found At Light In Trunk For Sedans And At Module To The Left Of The Steering Column For Wagons. |
| HOOD PIN (-) | TAN/LT. GREEN | Module Left Of Steering Column |
| TRUNK RELEASE | PURPLE/YELLOW (-) GRAY/RED (+) YELLOW/LT.GREEN (-) | Use PURPLE/YELLOW For Vehicles With OEM Keyless And GRAY/RED For Vehicles Without OEM Keyless And YELLOW/LT.GREEN To Unlock Only The Rear Hatch For Wagons |
| FACTRY ALARM DISARM (-) | PINK/WHITE | Module Left Of Steering Column |
| TACHOMETER WIRE | TAN/YELLOW | Module On Passenger Side Of Inner Fender Well |
| BRAKE WIRE (+) | RED/LT. GREEN | Harness In Driver's Kick Panel Or Brake Pedal Switch |
| HORN TRIGGER (-) | PURPLE OR BLUE | Harness At Steering Column |
| LEFT FRONT WINDOW UP | WHITE/BLACK | At Driver Window Motor Inside Door |
| LEFT FRONT WINDOW DOWN | ORANGE/WHITE | At Driver Window Motor Inside Door |
| RIGHT FRONT WINDOW UP | WHITE/YELLOW | Harness In Driver's Kick From Driver Door |
| RIGHT FRONT WINDOW DOWN | YELLOW/RED | Harness In Driver's Kick From Driver Door |
| LEFT REAR WINDOW UP | YELLOW/BLUE | Harness In Driver's Kick From Driver Door |
| LEFT REAR WINDOW DOWN | GRAY/ORANGE | Harness In Driver's Kick From Driver Door |
| RIGHT REAR WINDOW UP | YELLOW/BLACK | Harness In Driver's Kick From Driver Door |
| RIGHT REAR WINDOW DOWN | RED/BLACK | Harness In Driver's Kick From Driver Door |
| This vehicle is equipped with a factory Immobilizer system. This must be bypassed when installing a remote start system. | | |

