

TRIPLE S *Customs*

NISSAN FRONTIER 1998-2005 VEHICLE WIRING

WIRING INFORMATION 1998 Nissan Pickup Frontier

WIRE	WIRE COLOR	WIRE LOCATION
12V CONSTANT WIRE	GREEN	Ignition Harness
STARTER WIRE	BLACK/YELLOW	Ignition Harness
SECOND STARTER WIRE	GREEN/YELLOW	Ignition Harness
IGNITION WIRE	BLACK/WHITE	Ignition Harness
ACCESSORY WIRE	RED/YELLOW	Ignition Harness
SECOND ACCESSORY WIRE	WHITE/BLUE	Ignition Harness
POWER DOOR LOCK (-)	YELLOW or GREEN/RED	Smart Entrance Control Unit Module In Driver's Kick Panel
POWER DOOR UNLOCK (-)	YELLOW/RED or BROWN	Smart Entrance Control Unit Module In Driver's Kick Panel
Test door lock wires by turning key in door, not by using rocker switch. Unlock requires a double pulse		
PARKING LIGHTS (+)	BLUE/RED	Harness At Steering Column
DOOR TRIGGER (-)	RED/BLACK or GREEN/RED (driver door) GREEN/BLACK (passenger door)	Driver's "A" Pillar Or At Smart Entrance Control Unit Module In Driver's Kick Panel
HOOD TRIGGER (-)	BLACK/PINK	Smart Entrance Control Unit Module In Driver's Kick Panel
FACTORY ALARM ARM	ARMS WITH LOCK	
FACTORY ALARM DISARM	DISARMS WITH UNLOCK	
DISARM NO UNLOCK	SINGLE PULSE TO UNLOCK WIRE WILL DISARM FACTORY SECURITY WITHOUT UNLOCKING DOORS	
TACHOMETER	PINK/BLUE OR BLACK	Behind Instrument Cluster
BRAKE WIRE (+)	BROWN/RED	Plug At Brake Pedal Switch
HORN TRIGGER (-)	LT. GRN/RED OR BROWN	Harness At Steering Wheel
LEFT FRONT WINDOW UP	BLUE	At Driver Window Motor Inside Door
LEFT FRONT WINDOW DOWN	BLUE/BLACK	At Driver Window Motor Inside Door
RIGHT FRONT WINDOW UP	BLUE/YELLOW	Harness In Driver's Kick From Driver Door
RIGHT FRONT WINDOW DOWN	BLUE/WHITE	Harness In Driver's Kick From Driver Door

WIRING INFORMATION 1999 Nissan Pickup Frontier

WIRE	WIRE COLOR	WIRE LOCATION
12V CONSTANT WIRE	GREEN	Ignition Harness
STARTER WIRE	BLACK/YELLOW	Ignition Harness
SECOND STARTER WIRE	GREEN/YELLOW	Ignition Harness
IGNITION WIRE	BLACK/WHITE	Ignition Harness
ACCESSORY WIRE	RED/YELLOW	Ignition Harness
SECOND ACCESSORY WIRE	WHITE/BLUE	Ignition Harness
POWER DOOR LOCK (-)	YELLOW or GREEN/RED	Smart Entrance Control Unit Module In Driver's Kick Panel
POWER DOOR UNLOCK (-)	YELLOW/RED or BROWN	Smart Entrance Control Unit Module In Driver's Kick Panel
Test door lock wires by turning key in door, not by using rocker switch. Unlock requires a double pulse		
PARKING LIGHTS (+)	BLUE/RED	Harness At Steering Column
DOOR TRIGGER (-)	RED/BLACK or GREEN/RED (driver door) GREEN/BLACK (passenger door)	Driver's "A" Pillar Or At Smart Entrance Control Unit Module In Driver's Kick Panel
HOOD TRIGGER (-)	BLACK/PINK	Smart Entrance Control Unit Module In Driver's Kick Panel
FACTORY ALARM ARM	ARMS WITH LOCK	
FACTORY ALARM DISARM	DISARMS WITH UNLOCK	
DISARM NO UNLOCK	SINGLE PULSE TO UNLOCK WIRE WILL DISARM FACTORY SECURITY WITHOUT UNLOCKING DOORS	
TACHOMETER	PINK/BLUE OR BLACK	Behind Instrument Cluster
BRAKE WIRE (+)	BROWN/RED	Plug At Brake Pedal Switch
HORN TRIGGER (-)	LT. GRN/RED OR BROWN	Harness At Steering Wheel
LEFT FRONT WINDOW UP	BLUE	At Driver Window Motor Inside Door
LEFT FRONT WINDOW DOWN	BLUE/BLACK	At Driver Window Motor Inside Door
RIGHT FRONT WINDOW UP	BLUE/YELLOW	Harness In Driver's Kick From Driver Door
RIGHT FRONT WINDOW DOWN	BLUE/WHITE	Harness In Driver's Kick From Driver Door

WIRING INFORMATION 2000 Nissan Pickup Frontier





WIRE	WIRE COLOR	WIRE LOCATION
12V CONSTANT WIRE	GREEN	Ignition Harness
STARTER WIRE	BLACK/YELLOW	Ignition Harness
SECOND STARTER WIRE	GREEN/YELLOW	Ignition Harness
IGNITION WIRE	BLACK/WHITE	Ignition Harness
ACCESSORY WIRE	RED/YELLOW	Ignition Harness
SECOND ACCESSORY WIRE	WHITE/BLUE	Ignition Harness
POWER DOOR LOCK (-)	YELLOW or GREEN/RED	Smart Entrance Control Unit Module In Driver's Kick Panel
POWER DOOR UNLOCK (-)	YELLOW/RED or BROWN	Smart Entrance Control Unit Module In Driver's Kick Panel
Test door lock wires by turning key in door, not by using rocker switch. Unlock requires a double pulse		
PARKING LIGHTS (+)	BLUE/RED	Harness At Steering Column
DOOR TRIGGER (-)	RED/BLACK or GREEN/RED (driver door) GREEN/BLACK (passenger door)	Driver's "A" Pillar Or At Smart Entrance Control Unit Module In Driver's Kick Panel
HOOD TRIGGER (-)	BLACK/PINK	Smart Entrance Control Unit Module In Driver's Kick Panel
FACTORY ALARM ARM	ARMS WITH LOCK	
FACTORY ALARM DISARM	DISARMS WITH UNLOCK	
DISARM NO UNLOCK	SINGLE PULSE TO UNLOCK WIRE WILL DISARM FACTORY SECURITY WITHOUT UNLOCKING DOORS	
TACHOMETER	PINK/BLUE OR BLACK	Behind Instrument Cluster
BRAKE WIRE (+)	BROWN/RED	Plug At Brake Pedal Switch
HORN TRIGGER (-)	LT. GRN/RED OR BROWN	Harness At Steering Wheel
LEFT FRONT WINDOW UP	BLUE	At Driver Window Motor Inside Door
LEFT FRONT WINDOW DOWN	BLUE/BLACK	At Driver Window Motor Inside Door
RIGHT FRONT WINDOW UP	BLUE/YELLOW	Harness In Driver's Kick From Driver Door
RIGHT FRONT WINDOW DOWN	BLUE/WHITE	Harness In Driver's Kick From Driver Door

WIRING INFORMATION 2001 Nissan Pickup Frontier

WIRE	WIRE COLOR	WIRE LOCATION
12V CONSTANT WIRE	GREEN	Ignition Harness
STARTER WIRE	BLACK/YELLOW	Ignition Harness
SECOND STARTER WIRE	GREEN/YELLOW	Ignition Harness
IGNITION WIRE	BLACK/WHITE	Ignition Harness
ACCESSORY WIRE	RED/YELLOW	Ignition Harness
SECOND ACCESSORY WIRE	WHITE/BLUE	Ignition Harness
POWER DOOR LOCK (-)	YELLOW or GREEN/RED	Smart Entrance Control Unit Module In Driver's Kick Panel
POWER DOOR UNLOCK (-)	YELLOW/RED or BROWN	Smart Entrance Control Unit Module In Driver's Kick Panel
Test door lock wires by turning key in door, not by using rocker switch. Unlock requires a double pulse		
PARKING LIGHTS (+)	BLUE/RED	Harness At Steering Column
DOOR TRIGGER (-)	RED/BLACK or GREEN/RED (driver door) GREEN/BLACK (passenger door)	Driver's "A" Pillar Or At Smart Entrance Control Unit Module In Driver's Kick Panel
HOOD TRIGGER (-)	BLACK/PINK	Smart Entrance Control Unit Module In Driver's Kick Panel
FACTORY ALARM ARM	ARMS WITH LOCK	
FACTORY ALARM DISARM	DISARMS WITH UNLOCK	
DISARM NO UNLOCK	SINGLE PULSE TO UNLOCK WIRE WILL DISARM FACTORY SECURITY WITHOUT UNLOCKING DOORS	
TACHOMETER	PINK/BLUE OR BLACK	Behind Instrument Cluster
BRAKE WIRE (+)	BROWN/RED	Plug At Brake Pedal Switch
HORN TRIGGER (-)	LT. GRN/RED OR BROWN	Harness At Steering Wheel
LEFT FRONT WINDOW UP	BLUE	At Driver Window Motor Inside Door
LEFT FRONT WINDOW DOWN	BLUE/BLACK	At Driver Window Motor Inside Door
RIGHT FRONT WINDOW UP	BLUE/YELLOW	Harness In Driver's Kick From Driver Door
RIGHT FRONT WINDOW DOWN	BLUE/WHITE	Harness In Driver's Kick From Driver Door





WIRING INFORMATION 2002 Nissan Pickup Frontier

WIRE	WIRE COLOR	WIRE LOCATION
12V CONSTANT WIRE	GREEN	Ignition Harness
STARTER WIRE	BLACK/YELLOW	Ignition Harness
SECOND STARTER WIRE	GREEN/YELLOW	Ignition Harness
IGNITION WIRE	BLACK/WHITE	Ignition Harness
ACCESSORY WIRE	RED/YELLOW	Ignition Harness
SECOND ACCESSORY WIRE	WHITE/BLUE	Ignition Harness
POWER DOOR LOCK (-)	YELLOW	Smart Entrance Control Unit Module Right Of Steering Column
POWER DOOR UNLOCK (-)	YELLOW/RED	Smart Entrance Control Unit Module Right Of Steering Column
Test door lock wires by turning key in door, not by using rocker switch. Unlock requires a double pulse. On vehicles without factory security, use GREEN/RED for lock and BROWN for unlock. Test with rocker switch		
PARKING LIGHTS (+)	BLUE/RED	Harness At Steering Column
DOOR TRIGGER (-)	RED/BLACK or GREEN/RED (driver door) GREEN/BLACK (passenger door)	Smart Entrance Control Unit Module Right Of Steering Column
HOOD TRIGGER (-)	BLACK/PINK	Smart Entrance Control Unit Module Right Of Steering Column
FACTORY ALARM ARM	ARMS WITH LOCK	
FACTORY ALARM DISARM	DISARMS WITH UNLOCK	
DISARM NO UNLOCK	SINGLE PULSE TO UNLOCK WIRE WILL DISARM FACTORY SECURITY WITHOUT UNLOCKING DOORS	
TACHOMETER	PINK/BLUE OR BLACK	Behind Instrument Cluster
BRAKE WIRE (+)	BROWN/RED	Plug At Brake Pedal Switch
HORN TRIGGER (-)	LT. GRN/RED OR BROWN	Smart Entrance Control Unit Module Right Of Steering Column
LEFT FRONT WINDOW UP	BLUE	At Driver Window Motor Inside Door
LEFT FRONT WINDOW DOWN	BLUE/BLACK	At Driver Window Motor Inside Door
RIGHT FRONT WINDOW UP	BLUE/YELLOW	Harness In Driver's Kick From Driver Door
RIGHT FRONT WINDOW DOWN	BLUE/WHITE	Harness In Driver's Kick From Driver Door



WIRING INFORMATION 2003 Nissan Pickup Frontier

WIRE	WIRE COLOR	WIRE LOCATION
12V CONSTANT WIRE	GREEN	Ignition Harness
STARTER WIRE	BLACK/YELLOW	Ignition Harness
SECOND STARTER WIRE	GREEN/YELLOW	Ignition Harness
IGNITION WIRE	BLACK/WHITE	Ignition Harness
ACCESSORY WIRE	RED/YELLOW	Ignition Harness
SECOND ACCESSORY WIRE	WHITE/BLUE	Ignition Harness
POWER DOOR LOCK (-)	YELLOW	Smart Entrance Control Unit Module Right Of Steering Column
POWER DOOR UNLOCK (-)	YELLOW/RED	Smart Entrance Control Unit Module Right Of Steering Column
Test door lock wires by turning key in door, not by using rocker switch. Unlock requires a double pulse. On vehicles without factory security, use GREEN/RED for lock and BROWN for unlock. Test with rocker switch		
PARKING LIGHTS (+)	BLUE/RED	Harness At Steering Column
DOOR TRIGGER (-)	RED/BLACK or GREEN/RED (driver door) GREEN/BLACK (passenger door)	Smart Entrance Control Unit Module Right Of Steering Column
HOOD TRIGGER (-)	BLACK/PINK	Smart Entrance Control Unit Module Right Of Steering Column
FACTORY ALARM ARM	ARMS WITH LOCK	
FACTORY ALARM DISARM	DISARMS WITH UNLOCK	
DISARM NO UNLOCK	SINGLE PULSE TO UNLOCK WIRE WILL DISARM FACTORY SECURITY WITHOUT UNLOCKING DOORS	
TACHOMETER	PINK/BLUE OR BLACK	Behind Instrument Cluster
BRAKE WIRE (+)	BROWN/RED	Plug At Brake Pedal Switch
HORN TRIGGER (-)	LT. GRN/RED OR BROWN	Smart Entrance Control Unit Module Right Of Steering Column
LEFT FRONT WINDOW UP	BLUE	At Driver Window Motor Inside Door
LEFT FRONT WINDOW DOWN	BLUE/BLACK	At Driver Window Motor Inside Door
RIGHT FRONT WINDOW UP	BLUE/YELLOW	Harness In Driver's Kick From Driver Door
RIGHT FRONT WINDOW DOWN	BLUE/WHITE	Harness In Driver's Kick From Driver Door



WIRING INFORMATION 2004 Nissan Pickup Frontier

WIRE	WIRE COLOR	WIRE LOCATION
12V CONSTANT WIRE	GREEN	Ignition Harness
STARTER WIRE	BLACK/YELLOW	Ignition Harness
SECOND STARTER WIRE	GREEN/YELLOW	Ignition Harness
IGNITION WIRE	BLACK/WHITE	Ignition Harness
ACCESSORY WIRE	RED/YELLOW	Ignition Harness
SECOND ACCESSORY WIRE	WHITE/BLUE	Ignition Harness
POWER DOOR LOCK (-)	YELLOW or GREEN/RED	Module Right Of Steering Column
POWER DOOR UNLOCK (-)	YELLOW/RED or BROWN	Module Right Of Steering Column
Test door lock wires by turning key in door, not by using rocker switch.		
PARKING LIGHTS (+)	BLUE/RED	Harness At Steering Column
DOOR TRIGGER (-)	GREEN/RED	Module Right Of Steering Column
On models without power door locks the door trigger wire is RED/BLACK in the driver's kick panel		
On models with crew cab, the rear door trigger is RED/BLACK at the module to the right of the steering column on models with the factory security system. The rear door trigger is tied in with the front doors on models without the factory security system.		
HOOD TRIGGER (-)	BLACK/PINK	Smart Entrance Control Unit Module In Driver's Kick Panel
FACTORY ALARM ARM (-)	YELLOW	Module Right Of Steering Column
FACTORY ALARM DISARM (-)	YELLOW/RED	Module Right Of Steering Column
TACHOMETER	PINK/BLUE OR BLACK	Behind Instrument Cluster
BRAKE WIRE (+)	BROWN/RED	Plug At Brake Pedal Switch
HORN TRIGGER (-)	GREEN/RED	Harness At Steering Wheel
LEFT FRONT WINDOW UP	BLUE	At Driver Window Motor Inside Door
LEFT FRONT WINDOW DOWN	BLUE/BLACK	At Driver Window Motor Inside Door
RIGHT FRONT WINDOW UP	BLUE/YELLOW	Harness In Driver's Kick From Driver Door
RIGHT FRONT WINDOW DOWN	BLUE/WHITE	
LEFT REAR WINDOW UP	GREEN/YELLOW	
LEFT REAR WINDOW DOWN	GREEN/RED	
RIGHT REAR WINDOW UP	GREEN/BLACK	
RIGHT REAR WINDOW DOWN	GREEN/WHITE	

WIRING INFORMATION 2005 Nissan Pickup Frontier

WIRE	WIRE COLOR	WIRE LOCATION
12V CONSTANT WIRE	GREEN	Ignition Harness
STARTER WIRE	GRAY	Ignition Harness
SECOND STARTER WIRE	LT.GREEN	Ignition Harness
IGNITION WIRE	WHITE/GREEN	Ignition Harness
ACCESSORY WIRE	RED	Ignition Harness
SECOND ACCESSORY WIRE	GREEN/YELLOW	Ignition Harness
POWER DOOR LOCK (-)	LT.GREEN or PURPLE	Module Right Of Steering Column
POWER DOOR UNLOCK (-)	WHITE or LT.GREEN	Module Right Of Steering Column
Test door lock wires by turning key in door, not by using rocker switch.		
PARKING LIGHTS (+)	GRAY	Harness In Driver's Kick Panel
LEFT FRONT DOOR TRIGGER (-)	GRAY	Module Right Of Steering Column
RIGHT FRONT DOOR TRIGGER (-)	LT.GREEN	
LEFT REAR DOOR TRIGGER (-)	PINK	
DOMELIGHT SUPERVISION (-)	BROWN	
FACTORY ALARM ARM (-)	LT.BLUE	
FACTORY ALARM DISARM (-)	RED/WHITE or GRAY	
Test arm/disarm wires while turning key in driver's door		
TACHOMETER	NOT WHITE/GREEN	At Any Fuel Injector
BRAKE WIRE (+)	YELLOW	Plug At Brake Pedal Switch
HORN TRIGGER (-)	BROWN	Harness At Steering Wheel
LEFT FRONT WINDOW UP	GREEN/RED	At Driver Window Motor Inside Door
LEFT FRONT WINDOW DOWN	GREEN/WHITE	At Driver Window Motor Inside Door
RIGHT FRONT WINDOW UP	PINK	Harness In Driver's Kick From Driver Door
RIGHT FRONT WINDOW DOWN	LT.BLUE	
LEFT REAR WINDOW UP	RED	
LEFT REAR WINDOW DOWN	LT.GREEN	
RIGHT REAR WINDOW UP	YELLOW	
RIGHT REAR WINDOW DOWN	PINK	
This vehicle is equipped with a factory Immobilizer that must be bypassed when installing an aftermarket remote start system		