

TRIPLE S *Customs*

NISSAN SENTRA 1989-2005 VEHICLE WIRING

WIRING INFORMATION: 1989 Nissan Sentra

WIRE	WIRE COLOR	WIRE LOCATION
12V CONSTANT WIRE	BLACK/RED	Ignition Harness
STARTER WIRE	BLACK/YELLOW	Ignition Harness
IGNITION WIRE	BLACK/WHITE	Ignition Harness
ACCESSORY WIRE	WHITE/BLUE	Ignition Harness
POWER DOOR LOCK (-)	ORANGE/BLUE	Harness In Driver's Kick Panel
POWER DOOR UNLOCK (-)	GRAY/RED	Harness In Driver's Kick Panel
PARKING LIGHTS (+)	GREEN/BLACK	Harness At Steering Column
DOOR TRIGGER (-)	YELLOW/PURPLE	At Door Pin Or Harness In Driver's Running Board
TRUNK TRIGGER (-)	RED/YELLOW OR RED/BLACK	At Light In Trunk
TACHOMETER WIRE	BLACK/RED OR RED/WHITE	At Ignition Coil Under Hood Or Instrument Cluster
BRAKE WIRE (+)	LT. GREEN/RED	At Brake Pedal Switch Or Harness In Driver's Kick Panel
HORN TRIGGER (-)	GREEN/BLACK	Harness At Steering Column
LEFT FRONT WINDOW UP	GREEN	At Driver Window Motor Inside Door
LEFT FRONT WINDOW DOWN	GREEN/YELLOW	At Driver Window Motor Inside Door
RIGHT FRONT WINDOW UP	BLUE	Harness In Driver's Kick From Driver Door
RIGHT FRONT WINDOW DOWN	BLUE/RED	Harness In Driver's Kick From Driver Door
LEFT REAR WINDOW UP	BLUE/YELLOW	Harness In Driver's Kick From Driver Door
LEFT REAR WINDOW DOWN	BROWN/YELLOW	Harness In Driver's Kick From Driver Door
RIGHT REAR WINDOW UP	BROWN	Harness In Driver's Kick From Driver Door
RIGHT REAR WINDOW DOWN	ORANGE/BLUE	Harness In Driver's Kick From Driver Door

WIRING INFORMATION: 1990 Nissan Sentra

WIRE	WIRE COLOR	WIRE LOCATION
12V CONSTANT WIRE	BLACK/RED	Ignition Harness
STARTER WIRE	BLACK/YELLOW	Ignition Harness
IGNITION WIRE	BLACK/WHITE	Ignition Harness
ACCESSORY WIRE	WHITE/BLUE	Ignition Harness
POWER DOOR LOCK (-)	ORANGE/BLUE	Harness In Driver's Kick Panel
POWER DOOR UNLOCK (-)	GRAY/RED	Harness In Driver's Kick Panel
PARKING LIGHTS (+)	GREEN/BLACK	Harness At Steering Column
DOOR TRIGGER (-)	YELLOW/PURPLE	At Door Pin Or Harness In Driver's Running Board
TRUNK TRIGGER (-)	RED/YELLOW OR RED/BLACK	At Light In Trunk
TACHOMETER WIRE	BLACK/RED OR RED/WHITE	At Ignition Coil Under Hood Or Instrument Cluster
BRAKE WIRE (+)	LT. GREEN/RED	At Brake Pedal Switch Or Harness In Driver's Kick Panel
HORN TRIGGER (-)	GREEN/BLACK	Harness At Steering Column
LEFT FRONT WINDOW UP	GREEN	At Driver Window Motor Inside Door
LEFT FRONT WINDOW DOWN	GREEN/YELLOW	At Driver Window Motor Inside Door
RIGHT FRONT WINDOW UP	BLUE	Harness In Driver's Kick From Driver Door
RIGHT FRONT WINDOW DOWN	BLUE/RED	Harness In Driver's Kick From Driver Door
LEFT REAR WINDOW UP	BLUE/YELLOW	Harness In Driver's Kick From Driver Door
LEFT REAR WINDOW DOWN	BROWN/YELLOW	Harness In Driver's Kick From Driver Door
RIGHT REAR WINDOW UP	BROWN	Harness In Driver's Kick From Driver Door
RIGHT REAR WINDOW DOWN	ORANGE/BLUE	Harness In Driver's Kick From Driver Door

WIRING INFORMATION: 1991 Nissan Sentra

WIRE	WIRE COLOR	WIRE LOCATION
12V CONSTANT WIRE	WHITE	Ignition Harness
STARTER WIRE	BLACK/WHITE	Ignition Harness
SECOND STARTER WIRE	BLACK/YELLOW	Ignition Harness
IGNITION WIRE	BLACK/RED	Ignition Harness
ACCESSORY WIRE	WHITE/BLUE	Ignition Harness
POWER DOOR LOCK (Use relay to interrupt wire)	LT. GREEN/BLACK	At Door Lock Switch Inside Driver's Door
POWER DOOR UNLOCK (Negative trigger)		
This vehicle uses a single wire to lock and unlock the doors. Send a negative pulse to unlock the doors, interrupt wire to lock. Relays must be used.		
PARKING LIGHTS (+)	RED/BLUE	Connector Above Kick Panel In Driver's Kick Panel
DOOR TRIGGER (-)	RED/WHITE	Yellow Connector Above Kick In Driver's Kick Panel
TRUNK TRIGGER (-)	RED	At Light In Trunk
TACHOMETER WIRE	GREEN/YELLOW or BLUE/BLACK	At Ignition Coil Or Instrument Cluster
BRAKE WIRE (+)	RED/GREEN	At Brake Pedal Switch Or Harness In Driver's Kick Panel
HORN TRIGGER (-)	GREEN/WHITE	Steering Column
LEFT FRONT WINDOW UP	BLUE/RED	At Driver Window Motor Inside Door
LEFT FRONT WINDOW DOWN	BLUE/BLACK	At Driver Window Motor Inside Door
RIGHT FRONT WINDOW UP	BLUE/RED	At Right Front Window Motor
RIGHT FRONT WINDOW DOWN	BLUE/BLACK	At Right Front Window Motor
LEFT REAR WINDOW UP	BLUE/RED	At Left Rear Window Motor
LEFT REAR WINDOW DOWN	BLUE/BLACK	At Left Rear Window Motor
RIGHT REAR WINDOW UP	BLUE/RED	At Right Rear Window Motor
RIGHT REAR WINDOW DOWN	BLUE/BLACK	At Right Rear Window Motor

WIRING INFORMATION: 1992 Nissan Sentra

WIRE	WIRE COLOR	WIRE LOCATION
12V CONSTANT WIRE	WHITE	Ignition Harness
STARTER WIRE	BLACK/WHITE	Ignition Harness
SECOND STARTER WIRE	BLACK/YELLOW	Ignition Harness
IGNITION WIRE	BLACK/RED	Ignition Harness
ACCESSORY WIRE	WHITE/BLUE	Ignition Harness
POWER DOOR LOCK (Use relay to interrupt wire)	LT. GREEN/BLACK	At Door Lock Switch Inside Driver's Door
POWER DOOR UNLOCK (Negative trigger)		
This vehicle uses a single wire to lock and unlock the doors. Send a negative pulse to unlock the doors, interrupt wire to lock. Relays must be used.		
PARKING LIGHTS (+)	RED/BLUE	Connector Above Kick Panel In Driver's Kick Panel
DOOR TRIGGER (-)	RED/WHITE	Yellow Connector Above Kick In Driver's Kick Panel
TRUNK TRIGGER (-)	RED	At Light In Trunk
TACHOMETER WIRE	GREEN/YELLOW or BLUE/BLACK	At Ignition Coil Or Instrument Cluster
BRAKE WIRE (+)	RED/GREEN	At Brake Pedal Switch Or Harness In Driver's Kick Panel
HORN TRIGGER (-)	GREEN/WHITE	Steering Column
LEFT FRONT WINDOW UP	BLUE/RED	At Driver Window Motor Inside Door
LEFT FRONT WINDOW DOWN	BLUE/BLACK	At Driver Window Motor Inside Door
RIGHT FRONT WINDOW UP	BLUE/RED	At Right Front Window Motor
RIGHT FRONT WINDOW DOWN	BLUE/BLACK	At Right Front Window Motor
LEFT REAR WINDOW UP	BLUE/RED	At Left Rear Window Motor
LEFT REAR WINDOW DOWN	BLUE/BLACK	At Left Rear Window Motor
RIGHT REAR WINDOW UP	BLUE/RED	At Right Rear Window Motor
RIGHT REAR WINDOW DOWN	BLUE/BLACK	At Right Rear Window Motor

WIRING INFORMATION: 1993 Nissan Sentra

WIRE	WIRE COLOR	WIRE LOCATION
12V CONSTANT WIRE	WHITE	Ignition Harness
STARTER WIRE	BLACK/WHITE	Ignition Harness
SECOND STARTER WIRE	BLACK/YELLOW	Ignition Harness
IGNITION WIRE	BLACK/RED	Ignition Harness
ACCESSORY WIRE	WHITE/BLUE	Ignition Harness
POWER DOOR LOCK (Use relay to interrupt wire)	LT. GREEN/BLACK	At Door Lock Switch Inside Driver's Door
POWER DOOR UNLOCK (Negative trigger)	SAME WIRE AS LOCK	
This vehicle uses a single wire to lock and unlock the doors. Send a negative pulse to unlock the doors, interrupt wire to lock. Relays must be used.		
PARKING LIGHTS (+)	RED/BLUE	Connector Above Kick Panel In Driver's Kick Panel
DOOR TRIGGER (-)	RED/WHITE	Yellow Connector Above Kick In Driver's Kick Panel
TRUNK TRIGGER (-)	RED	At Light In Trunk
TACHOMETER WIRE	GREEN/YELLOW or BLUE/BLACK	At Ignition Coil Or Instrument Cluster
BRAKE WIRE (+)	RED/GREEN	At Brake Pedal Switch Or Harness In Driver's Kick Panel
HORN TRIGGER (-)	GREEN/WHITE	Steering Column
LEFT FRONT WINDOW UP	BLUE/RED	At Driver Window Motor Inside Door
LEFT FRONT WINDOW DOWN	BLUE/BLACK	At Driver Window Motor Inside Door
RIGHT FRONT WINDOW UP	BLUE/RED	At Right Front Window Motor
RIGHT FRONT WINDOW DOWN	BLUE/BLACK	At Right Front Window Motor

WIRING INFORMATION: 1994 Nissan Sentra

WIRE	WIRE COLOR	WIRE LOCATION
12V CONSTANT WIRE	WHITE	Ignition Harness
STARTER WIRE	BLACK/WHITE	Ignition Harness
SECOND STARTER WIRE	BLACK/YELLOW	Ignition Harness
IGNITION WIRE	BLACK/RED	Ignition Harness
ACCESSORY WIRE	WHITE/BLUE	Ignition Harness
POWER DOOR LOCK (Use relay to interrupt wire)	LT. GREEN/BLACK	At Door Lock Switch Inside Driver's Door
POWER DOOR UNLOCK (Negative trigger)		
This vehicle uses a single wire to lock and unlock the doors. Send a negative pulse to unlock the doors, interrupt wire to lock. Relays must be used.		
PARKING LIGHTS (+)	RED/BLUE	Connector Above Kick Panel In Driver's Kick Panel
DOOR TRIGGER (-)	RED/WHITE	Yellow Connector Above Kick In Driver's Kick Panel
TRUNK TRIGGER (-)	RED	At Light In Trunk
TACHOMETER WIRE	GREEN/YELLOW or BLUE/BLACK	At Ignition Coil Or Instrument Cluster
BRAKE WIRE (+)	RED/GREEN	At Brake Pedal Switch Or Harness In Driver's Kick Panel
HORN TRIGGER (-)	GREEN/WHITE	Steering Column
LEFT FRONT WINDOW UP	BLUE/RED	At Driver Window Motor Inside Door
LEFT FRONT WINDOW DOWN	BLUE/BLACK	At Driver Window Motor Inside Door
RIGHT FRONT WINDOW UP	BLUE/RED	At Right Front Window Motor
RIGHT FRONT WINDOW DOWN	BLUE/BLACK	At Right Front Window Motor

WIRING INFORMATION: 1995 Nissan Sentra

WIRE	WIRE COLOR	WIRE LOCATION
12V CONSTANT WIRE	WHITE/RED	Ignition Harness
STARTER WIRE	BLACK/YELLOW	Ignition Harness
SECOND STARTER WIRE	BLACK/BLUE	Ignition Harness
IGNITION WIRE	BLACK/WHITE	Ignition Harness
ACCESSORY WIRE	BLUE	Ignition Harness
SECOND ACCESSORY WIRE	BLACK/PINK	Ignition Harness
POWER DOOR LOCK (-)	GRAY	White Connector In Driver's Kick Panel
POWER DOOR UNLOCK (-)	PURPLE	White Connector In Driver's Kick Panel
PARKING LIGHTS (+)	RED/BLUE	In Connector Above Fuse Box
DOOR TRIGGER (-)	RED/WHITE	Harness In Driver's Kick Panel
TRUNK TRIGGER (-)	RED	At Light In Trunk
FACTORY ALARM ARM (-)	LT.GREEN/RED	Harness In Driver's Kick Panel Or Harness Coming Into Vehicle From Driver's Door
FACTORY ALARM DISARM (-)	GREEN/YELLOW	Harness In Driver's Kick Panel Or Harness Coming Into Vehicle From Driver's Door
TACHOMETER	GREEN	Ignition Coil Under Hood Or Behind Instrument Cluster
BRAKE WIRE (+)	RED/GREEN	At Brake Pedal Switch Or Harness In Driver's Kick Panel
HORN TRIGGER (-)	GREEN/WHITE	Harness At Steering Column
LEFT FRONT WINDOW UP	BLUE/RED	At Driver Window Motor Inside Door
LEFT FRONT WINDOW DOWN	BLUE/BLACK	At Driver Window Motor Inside Door
RIGHT FRONT WINDOW UP	BLUE/RED	At Right Front Window Motor
RIGHT FRONT WINDOW DOWN	BLUE/BLACK	At Right Front Window Motor

WIRING INFORMATION: 1996 Nissan Sentra

WIRE	WIRE COLOR	WIRE LOCATION
12V CONSTANT WIRE	WHITE/RED	Ignition Harness
STARTER WIRE	BLACK/YELLOW	Ignition Harness
SECOND STARTER WIRE	BLACK/BLUE	Ignition Harness
IGNITION WIRE	BLACK/WHITE	Ignition Harness
ACCESSORY WIRE	BLUE	Ignition Harness
SECOND ACCESSORY WIRE	BLACK/PINK	Ignition Harness
POWER DOOR LOCK (-)	GRAY	White Connector In Driver's Kick Panel
POWER DOOR UNLOCK (-)	PURPLE	White Connector In Driver's Kick Panel
PARKING LIGHTS (+)	RED/BLUE	In Connector Above Fuse Box
DOOR TRIGGER (-)	RED/WHITE	Harness In Driver's Kick Panel
TRUNK TRIGGER (-)	RED	At Light In Trunk
FACTORY ALARM ARM (-)	LT.GREEN/RED	Harness In Driver's Kick Panel Or Harness Coming Into Vehicle From Driver's Door
FACTORY ALARM DISARM (-)	GREEN/YELLOW	Harness In Driver's Kick Panel Or Harness Coming Into Vehicle From Driver's Door
TACHOMETER	GREEN	Ignition Coil Under Hood Or Behind Instrument Cluster
BRAKE WIRE (+)	RED/GREEN	At Brake Pedal Switch Or Harness In Driver's Kick Panel
HORN TRIGGER (-)	GREEN/WHITE	Harness At Steering Column
LEFT FRONT WINDOW UP	BLUE/RED	At Driver Window Motor Inside Door
LEFT FRONT WINDOW DOWN	BLUE/BLACK	At Driver Window Motor Inside Door
RIGHT FRONT WINDOW UP	BLUE/RED	At Right Front Window Motor
RIGHT FRONT WINDOW DOWN	BLUE/BLACK	At Right Front Window Motor

WIRING INFORMATION: 1997 Nissan Sentra

WIRE	WIRE COLOR	WIRE LOCATION
12V CONSTANT WIRE	WHITE/RED	Ignition Harness
STARTER WIRE	BLACK/YELLOW	Ignition Harness
SECOND STARTER WIRE	BLACK/BLUE	Ignition Harness
IGNITION WIRE	BLACK/WHITE	Ignition Harness
ACCESSORY WIRE	BLUE	Ignition Harness
SECOND ACCESSORY WIRE	BLACK/PINK	Ignition Harness
POWER DOOR LOCK (-)	GRAY	White Connector In Driver's Kick Panel
POWER DOOR UNLOCK (-)	PURPLE	White Connector In Driver's Kick Panel
PARKING LIGHTS (+)	RED/BLUE	In Connector Above Fuse Box
DOOR TRIGGER (-)	RED/WHITE	Harness In Driver's Kick Panel
TRUNK TRIGGER (-)	RED	At Light In Trunk
FACTORY ALARM ARM (-)	LT.GREEN/RED	Harness In Driver's Kick Panel Or Harness Coming Into Vehicle From Driver's Door
FACTORY ALARM DISARM (-)	GREEN/YELLOW	Harness In Driver's Kick Panel Or Harness Coming Into Vehicle From Driver's Door
TACHOMETER	GREEN	Ignition Coil Under Hood Or Behind Instrument Cluster
BRAKE WIRE (+)	RED/GREEN	At Brake Pedal Switch Or Harness In Driver's Kick Panel
HORN TRIGGER (-)	GREEN/WHITE	Harness At Steering Column
LEFT FRONT WINDOW UP	BLUE/RED	At Driver Window Motor Inside Door
LEFT FRONT WINDOW DOWN	BLUE/BLACK	At Driver Window Motor Inside Door
RIGHT FRONT WINDOW UP	BLUE/RED	At Right Front Window Motor
RIGHT FRONT WINDOW DOWN	BLUE/BLACK	At Right Front Window Motor

WIRING INFORMATION: 1998 Nissan Sentra

WIRE	WIRE COLOR	WIRE LOCATION
12V CONSTANT WIRE	WHITE/RED	Ignition Harness
STARTER WIRE	BLACK/YELLOW	Ignition Harness
SECOND STARTER WIRE	BLACK/BLUE	Ignition Harness
IGNITION WIRE	BLACK/WHITE	Ignition Harness
ACCESSORY WIRE	BLUE	Ignition Harness
SECOND ACCESSORY WIRE	BLACK/PINK	Ignition Harness
POWER DOOR LOCK (-)	GRAY	White Connector In Driver's Kick Panel
POWER DOOR UNLOCK (-)	PURPLE	White Connector In Driver's Kick Panel
PARKING LIGHTS (+)	RED/BLUE	In Connector Above Fuse Box
DOOR TRIGGER (-)	RED/WHITE	Harness In Driver's Kick Panel
TRUNK TRIGGER (-)	RED	At Light In Trunk
FACTORY ALARM ARM (-)	LT.GREEN/RED	Harness In Driver's Kick Panel Or Harness Coming Into Vehicle From Driver's Door
FACTORY ALARM DISARM (-)	GREEN/YELLOW	Harness In Driver's Kick Panel Or Harness Coming Into Vehicle From Driver's Door
TACHOMETER	GREEN	Ignition Coil Under Hood Or Behind Instrument Cluster
BRAKE WIRE (+)	RED/GREEN	At Brake Pedal Switch Or Harness In Driver's Kick Panel
HORN TRIGGER (-)	GREEN/WHITE	Harness At Steering Column
LEFT FRONT WINDOW UP	BLUE/RED	At Driver Window Motor Inside Door
LEFT FRONT WINDOW DOWN	BLUE/BLACK	At Driver Window Motor Inside Door
RIGHT FRONT WINDOW UP	BLUE/RED	At Right Front Window Motor
RIGHT FRONT WINDOW DOWN	BLUE/BLACK	At Right Front Window Motor





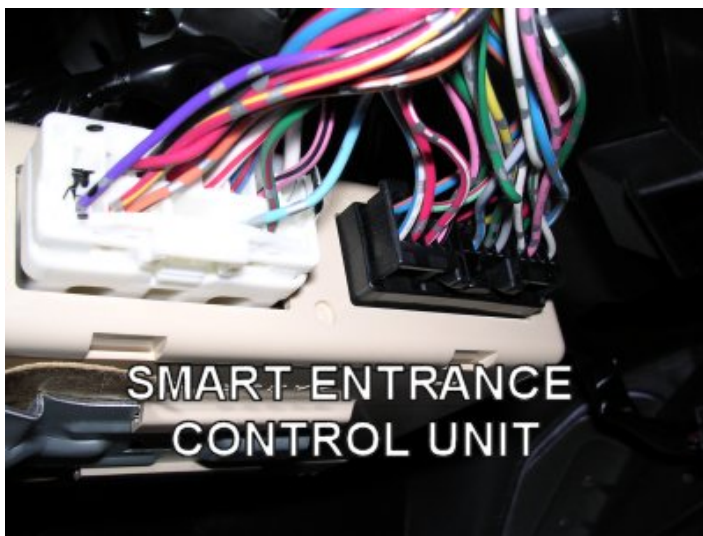
WIRING INFORMATION: 1999 Nissan Sentra

WIRE	WIRE COLOR	WIRE LOCATION
12V CONSTANT WIRE	WHITE/RED	Ignition Harness
STARTER WIRE	BLACK/YELLOW	Ignition Harness
SECOND STARTER WIRE	BLACK/BLUE	Ignition Harness
IGNITION WIRE	BLACK/WHITE	Ignition Harness
ACCESSORY WIRE	BLUE	Ignition Harness
SECOND ACCESSORY WIRE	BLACK/PINK	Ignition Harness
POWER DOOR LOCK (-)	GRAY	White Connector In Driver's Kick Panel
POWER DOOR UNLOCK (-)	PURPLE	White Connector In Driver's Kick Panel
PARKING LIGHTS (+)	RED/BLUE	In Connector Above Fuse Box
DOOR TRIGGER (-)	RED/WHITE	Harness In Driver's Kick Panel
TRUNK TRIGGER (-)	RED	At Light In Trunk
FACTORY ALARM ARM (-)	LT.GREEN/RED	Harness In Driver's Kick Panel Or Harness Coming Into Vehicle From Driver's Door
FACTORY ALARM DISARM (-)	GREEN/YELLOW	Harness In Driver's Kick Panel Or Harness Coming Into Vehicle From Driver's Door
TACHOMETER	GREEN	Ignition Coil Under Hood Or Behind Instrument Cluster
BRAKE WIRE (+)	RED/GREEN	At Brake Pedal Switch Or Harness In Driver's Kick Panel
HORN TRIGGER (-)	GREEN/WHITE	Harness At Steering Column
LEFT FRONT WINDOW UP	BLUE/RED	At Driver Window Motor Inside Door
LEFT FRONT WINDOW DOWN	BLUE/BLACK	At Driver Window Motor Inside Door
RIGHT FRONT WINDOW UP	BLUE/RED	At Right Front Window Motor
RIGHT FRONT WINDOW DOWN	BLUE/BLACK	At Right Front Window Motor

This vehicle is equipped with an Immobilizer system. This must be bypassed when installing a remote start.





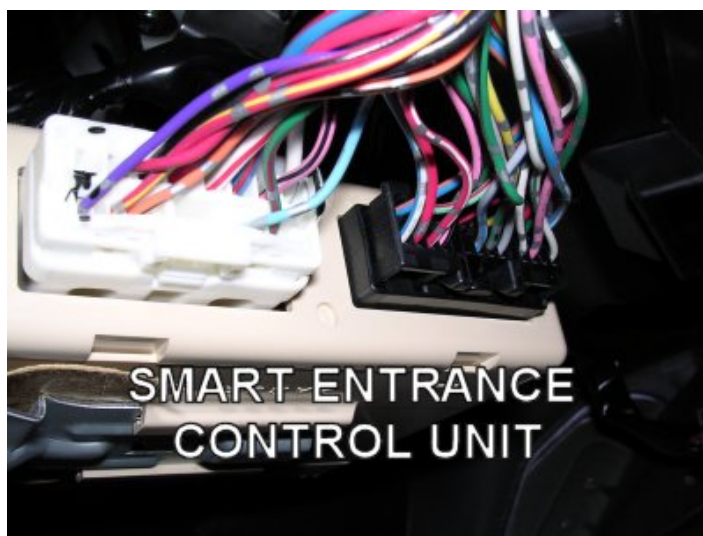
WIRING INFORMATION: 2000 Nissan Sentra

WIRE	WIRE COLOR	WIRE LOCATION
12V CONSTANT WIRE	WHITE/RED	Ignition Harness
STARTER WIRE	BLACK/WHITE	Ignition Harness
SECOND STARTER WIRE	BLACK/YELLOW	Ignition Harness
IGNITION WIRE	BLACK/RED	Ignition Harness
ACCESSORY WIRE	WHITE	Ignition Harness
SECOND ACCESSORY WIRE	WHITE/BLUE	Ignition Harness
POWER DOOR LOCK (-)	GRAY	In Black Plug At Smart Entrance Control Unit
POWER DOOR UNLOCK (-)	PURPLE/RED	
PARKING LIGHTS (+)	WHITE/RED OR RED/BLUE	Plug At Fuse Box
DOOR TRIGGER (-)	RED/WHITE (For Models Without Power Door Locks)	In Black Plug At Smart Entrance Control Unit
	RED and RED/WHITE (For Models With Power Door Locks)	
DOME SUPERVISION (-)	USE DOOR TRIGGER	In Black Plug At Smart Entrance Control Unit
TRUNK TRIGGER (-)	RED/BLACK	In Black Plug At Smart Entrance Control Unit
HOOD TRIGGER (-)	PINK/BLACK	At Trunk Release Switch
TRUNK RELEASE (-)	RED	In Black Plug At Smart Entrance Control Unit
FACTORY ALARM ARM (-)	LT. GREEN/RED	In Black Plug At Smart Entrance Control Unit
FACTRY ALARM DISARM (-)	WHITE/BLUE	At Ignition Coil
TACHOMETER	BLACK/RED, PURPLE, BLUE/RED, or GRAY/RED	Brake Pedal Switch
BRAKE WIRE (+)	RED/GREEN	In Black Plug At Smart Entrance Control Unit
HORN TRIGGER (-)	WHITE/GREEN	At Driver Window Motor Inside Door
LEFT FRONT WINDOW UP	GREEN/RED	At Driver Window Motor Inside Door
LEFT FRONT WINDOW DOWN	BLUE	Harness In Driver's Kick From Driver Door
RIGHT FRONT WINDOW UP	RED/WHITE	Harness In Driver's Kick From Driver Door
RIGHT FRONT WINDOW DOWN	RED	Harness In Driver's Kick From Driver Door
LEFT REAR WINDOW UP	YELLOW	Harness In Driver's Kick From Driver Door
LEFT REAR WINDOW DOWN	YELLOW/BLACK	Harness In Driver's Kick From Driver Door
RIGHT REAR WINDOW UP	GREEN/WHITE	Harness In Driver's Kick From Driver Door
RIGHT REAR WINDOW DOWN	GREEN	Harness In Driver's Kick From Driver Door
This vehicle is equipped with an Immobilizer system. This must be bypassed when installing a remote start.		
Smart Entrance Control Unit is to the right of the steering column under the dash.		




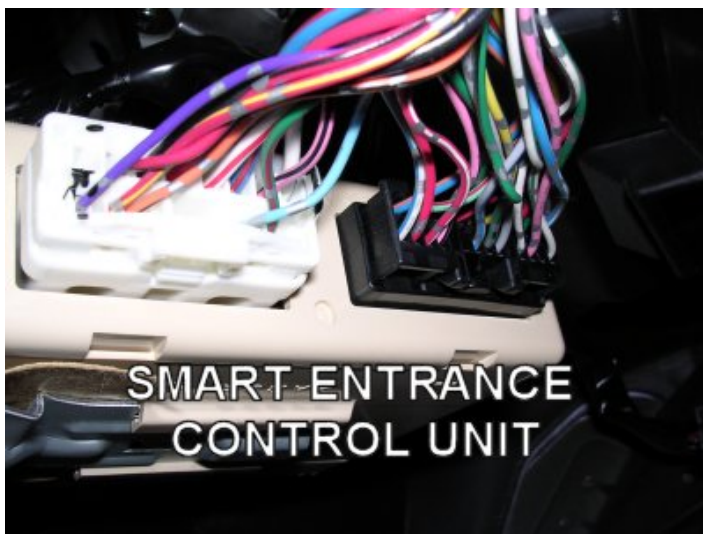
WIRING INFORMATION: 2001 Nissan Sentra

WIRE	WIRE COLOR	WIRE LOCATION
12V CONSTANT WIRE	WHITE/RED	Ignition Harness
STARTER WIRE	BLACK/WHITE	Ignition Harness
SECOND STARTER WIRE	BLACK/YELLOW	Ignition Harness
IGNITION WIRE	BLACK/RED	Ignition Harness
ACCESSORY WIRE	WHITE	Ignition Harness
SECOND ACCESSORY WIRE	WHITE/BLUE	Ignition Harness
POWER DOOR LOCK (-)	GRAY	In Black Plug At Smart Entrance Control Unit
POWER DOOR UNLOCK (-)	PURPLE/RED	
PARKING LIGHTS (+)	WHITE/RED OR RED/BLUE	Plug At Fuse Box
DOOR TRIGGER (-)	RED/WHITE (For Models Without Power Door Locks)	In Black Plug At Smart Entrance Control Unit
	RED and RED/WHITE (For Models With Power Door Locks)	
DOME SUPERVISION (-)	USE DOOR TRIGGER	In Black Plug At Smart Entrance Control Unit
TRUNK TRIGGER (-)	RED/BLACK	In Black Plug At Smart Entrance Control Unit
HOOD TRIGGER (-)	PINK/BLACK	At Trunk Release Switch
TRUNK RELEASE (-)	RED	In Black Plug At Smart Entrance Control Unit
FACTORY ALARM ARM (-)	LT. GREEN/RED	In Black Plug At Smart Entrance Control Unit
FACTRY ALARM DISARM (-)	WHITE/BLUE	At Ignition Coil
TACHOMETER	BLACK/RED, PURPLE, BLUE/RED, or GRAY/RED	Brake Pedal Switch
BRAKE WIRE (+)	RED/GREEN	In Black Plug At Smart Entrance Control Unit
HORN TRIGGER (-)	WHITE/GREEN	At Driver Window Motor Inside Door
LEFT FRONT WINDOW UP	GREEN/RED	At Driver Window Motor Inside Door
LEFT FRONT WINDOW DOWN	BLUE	Harness In Driver's Kick From Driver Door
RIGHT FRONT WINDOW UP	RED/WHITE	Harness In Driver's Kick From Driver Door
RIGHT FRONT WINDOW DOWN	RED	Harness In Driver's Kick From Driver Door
LEFT REAR WINDOW UP	YELLOW	Harness In Driver's Kick From Driver Door
LEFT REAR WINDOW DOWN	YELLOW/BLACK	Harness In Driver's Kick From Driver Door
RIGHT REAR WINDOW UP	GREEN/WHITE	Harness In Driver's Kick From Driver Door
RIGHT REAR WINDOW DOWN	GREEN	Harness In Driver's Kick From Driver Door
This vehicle is equipped with an Immobilizer system. This must be bypassed when installing a remote start.		
Smart Entrance Control Unit is to the right of the steering column under the dash.		







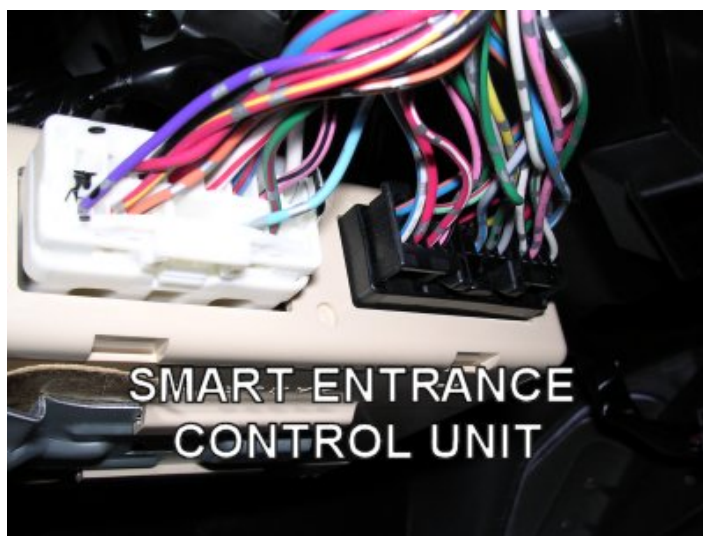
WIRING INFORMATION: 2002 Nissan Sentra

WIRE	WIRE COLOR	WIRE LOCATION
12V CONSTANT WIRE	WHITE/RED	Ignition Harness
STARTER WIRE	BLACK/WHITE	Ignition Harness
SECOND STARTER WIRE	BLACK/YELLOW	Ignition Harness
IGNITION WIRE	BLACK/RED	Ignition Harness
ACCESSORY WIRE	WHITE	Ignition Harness
SECOND ACCESSORY WIRE	WHITE/BLUE	Ignition Harness
POWER DOOR LOCK (-)	GRAY	In Black Plug At Smart Entrance Control Unit
POWER DOOR UNLOCK (-)	PURPLE/RED	
PARKING LIGHTS (+)	WHITE/RED OR RED/BLUE	Plug At Fuse Box
DOOR TRIGGER (-)	RED/WHITE (For Models Without Power Door Locks) RED and RED/WHITE (For Models With Power Door Locks)	In Black Plug At Smart Entrance Control Unit
DOME SUPERVISION (-)	USE DOOR TRIGGER	
TRUNK TRIGGER (-)	RED/BLACK	In Black Plug At Smart Entrance Control Unit
HOOD TRIGGER (-)	PINK/BLACK	At Trunk Release Switch
TRUNK RELEASE (-)	RED	In Black Plug At Smart Entrance Control Unit
FACTORY ALARM ARM (-)	LT. GREEN/RED	In Black Plug At Smart Entrance Control Unit
FACTRY ALARM DISARM (-)	WHITE/BLUE	At Ignition Coil
TACHOMETER	BLACK/RED, PURPLE, BLUE/RED, or GRAY/RED	Brake Pedal Switch
BRAKE WIRE (+)	RED/GREEN	In Black Plug At Smart Entrance Control Unit
HORN TRIGGER (-)	WHITE/GREEN	At Driver Window Motor Inside Door
LEFT FRONT WINDOW UP	GREEN/RED	At Driver Window Motor Inside Door
LEFT FRONT WINDOW DOWN	BLUE	Harness In Driver's Kick From Driver Door
RIGHT FRONT WINDOW UP	RED/WHITE	Harness In Driver's Kick From Driver Door
RIGHT FRONT WINDOW DOWN	RED	Harness In Driver's Kick From Driver Door
LEFT REAR WINDOW UP	YELLOW	Harness In Driver's Kick From Driver Door
LEFT REAR WINDOW DOWN	YELLOW/BLACK	Harness In Driver's Kick From Driver Door
RIGHT REAR WINDOW UP	GREEN/WHITE	Harness In Driver's Kick From Driver Door
RIGHT REAR WINDOW DOWN	GREEN	Harness In Driver's Kick From Driver Door
This vehicle is equipped with an Immobilizer system. This must be bypassed when installing a remote start.		
Smart Entrance Control Unit is to the right of the steering column under the dash.		






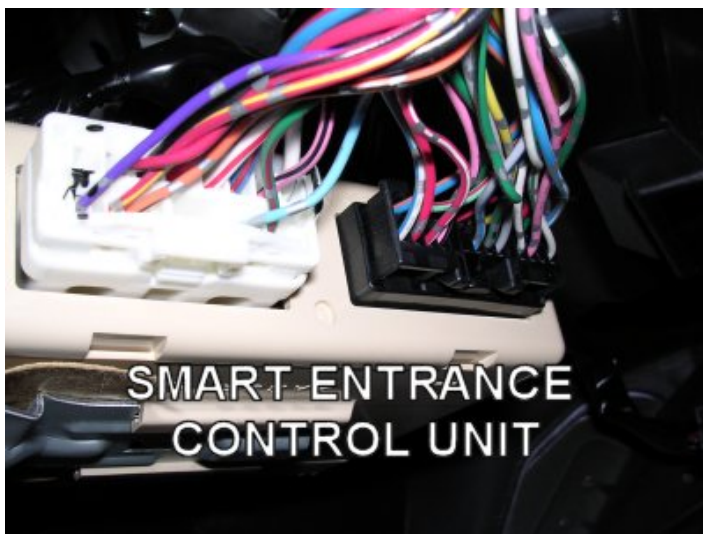
WIRING INFORMATION: 2003 Nissan Sentra

WIRE	WIRE COLOR	WIRE LOCATION
12V CONSTANT WIRE	WHITE/RED	Ignition Harness
STARTER WIRE	BLACK/WHITE	Ignition Harness
SECOND STARTER WIRE	BLACK/YELLOW	Ignition Harness
IGNITION WIRE	BLACK/RED	Ignition Harness
ACCESSORY WIRE	WHITE	Ignition Harness
SECOND ACCESSORY WIRE	WHITE/BLUE	Ignition Harness
POWER DOOR LOCK (-)	GRAY	In Black Plug At Smart Entrance Control Unit
POWER DOOR UNLOCK (-)	PURPLE/RED	
PARKING LIGHTS (+)	WHITE/RED OR RED/BLUE	Plug At Fuse Box
DOOR TRIGGER (-)	RED/WHITE (For Models Without Power Door Locks) RED and RED/WHITE (For Models With Power Door Locks)	In Black Plug At Smart Entrance Control Unit
DOME SUPERVISION (-)	USE DOOR TRIGGER	
TRUNK TRIGGER (-)	RED/BLACK	In Black Plug At Smart Entrance Control Unit
HOOD TRIGGER (-)	PINK/BLACK	At Trunk Release Switch
TRUNK RELEASE (-)	RED	In Black Plug At Smart Entrance Control Unit
FACTORY ALARM ARM (-)	LT. GREEN/RED	In Black Plug At Smart Entrance Control Unit
FACTRY ALARM DISARM (-)	WHITE/BLUE	At Ignition Coil
TACHOMETER	BLACK/RED, PURPLE, BLUE/RED, or GRAY/RED	Brake Pedal Switch
BRAKE WIRE (+)	RED/GREEN	In Black Plug At Smart Entrance Control Unit
HORN TRIGGER (-)	WHITE/GREEN	At Driver Window Motor Inside Door
LEFT FRONT WINDOW UP	GREEN/RED	At Driver Window Motor Inside Door
LEFT FRONT WINDOW DOWN	BLUE	Harness In Driver's Kick From Driver Door
RIGHT FRONT WINDOW UP	RED/WHITE	Harness In Driver's Kick From Driver Door
RIGHT FRONT WINDOW DOWN	RED	Harness In Driver's Kick From Driver Door
LEFT REAR WINDOW UP	YELLOW	Harness In Driver's Kick From Driver Door
LEFT REAR WINDOW DOWN	YELLOW/BLACK	Harness In Driver's Kick From Driver Door
RIGHT REAR WINDOW UP	GREEN/WHITE	Harness In Driver's Kick From Driver Door
RIGHT REAR WINDOW DOWN	GREEN	Harness In Driver's Kick From Driver Door
This vehicle is equipped with an Immobilizer system. This must be bypassed when installing a remote start.		
Smart Entrance Control Unit is to the right of the steering column under the dash.		



WIRING INFORMATION: 2004 Nissan Sentra

WIRE	WIRE COLOR	WIRE LOCATION
12V CONSTANT WIRE	WHITE/RED	Ignition Harness
STARTER WIRE	BLACK/WHITE	Ignition Harness
SECOND STARTER WIRE	BLACK/YELLOW	Ignition Harness
IGNITION WIRE	BLACK/RED	Ignition Harness
ACCESSORY WIRE	WHITE	Ignition Harness
SECOND ACCESSORY WIRE	WHITE/BLUE	Ignition Harness
POWER DOOR LOCK (-)	GRAY	In Black Plug At Smart Entrance Control Unit
POWER DOOR UNLOCK (-)	PURPLE/RED	
PARKING LIGHTS (+)	WHITE/RED OR RED/BLUE	Plug At Fuse Box
DOOR TRIGGER (-)	RED/WHITE (For Models Without Power Door Locks) RED and RED/WHITE (For Models With Power Door Locks)	In Black Plug At Smart Entrance Control Unit
DOME SUPERVISION (-)	USE DOOR TRIGGER	
TRUNK TRIGGER (-)	RED/BLACK	In Black Plug At Smart Entrance Control Unit
HOOD TRIGGER (-)	PINK/BLACK	At Trunk Release Switch
TRUNK RELEASE (-)	RED	In Black Plug At Smart Entrance Control Unit
FACTORY ALARM ARM (-)	LT. GREEN/RED	In Black Plug At Smart Entrance Control Unit
FACTRY ALARM DISARM (-)	WHITE/BLUE	At Ignition Coil
TACHOMETER	BLACK/RED, PURPLE, BLUE/RED, or GRAY/RED	Brake Pedal Switch
BRAKE WIRE (+)	RED/GREEN	In Black Plug At Smart Entrance Control Unit
HORN TRIGGER (-)	WHITE/GREEN	At Driver Window Motor Inside Door
LEFT FRONT WINDOW UP	GREEN/RED	At Driver Window Motor Inside Door
LEFT FRONT WINDOW DOWN	BLUE	Harness In Driver's Kick From Driver Door
RIGHT FRONT WINDOW UP	RED/WHITE	Harness In Driver's Kick From Driver Door
RIGHT FRONT WINDOW DOWN	RED	Harness In Driver's Kick From Driver Door
LEFT REAR WINDOW UP	YELLOW	Harness In Driver's Kick From Driver Door
LEFT REAR WINDOW DOWN	YELLOW/BLACK	Harness In Driver's Kick From Driver Door
RIGHT REAR WINDOW UP	GREEN/WHITE	Harness In Driver's Kick From Driver Door
RIGHT REAR WINDOW DOWN	GREEN	Harness In Driver's Kick From Driver Door
This vehicle is equipped with an Immobilizer system. This must be bypassed when installing a remote start.		
Smart Entrance Control Unit is to the right of the steering column under the dash.		



WIRING INFORMATION: 2005 Nissan Sentra

WIRE	WIRE COLOR	WIRE LOCATION
12V CONSTANT WIRE	WHITE/RED	Ignition Harness
STARTER WIRE	BLACK/WHITE	Ignition Harness
SECOND STARTER WIRE	BLACK/YELLOW	Ignition Harness
IGNITION WIRE	BLACK/RED	Ignition Harness
ACCESSORY WIRE	WHITE	Ignition Harness
SECOND ACCESSORY WIRE	WHITE/BLUE	Ignition Harness
POWER DOOR LOCK (-)	GRAY	In Black Plug At Smart Entrance Control Unit
POWER DOOR UNLOCK (-)	PURPLE/RED	
PARKING LIGHTS (+)	WHITE/RED OR RED/BLUE	Plug At Fuse Box
DOOR TRIGGER (-)	RED/WHITE (For Models Without Power Door Locks)	In Black Plug At Smart Entrance Control Unit
	RED and RED/WHITE (For Models With Power Door Locks)	
DOME SUPERVISION (-)	USE DOOR TRIGGER	In Black Plug At Smart Entrance Control Unit
TRUNK TRIGGER (-)	RED/BLACK	In Black Plug At Smart Entrance Control Unit
HOOD TRIGGER (-)	PINK/BLACK	At Trunk Release Switch
TRUNK RELEASE (-)	RED	In Black Plug At Smart Entrance Control Unit
FACTORY ALARM ARM (-)	LT. GREEN/RED	In Black Plug At Smart Entrance Control Unit
FACTRY ALARM DISARM (-)	WHITE/BLUE	At Ignition Coil
TACHOMETER	BLACK/RED, PURPLE, BLUE/RED, or GRAY/RED	Brake Pedal Switch
BRAKE WIRE (+)	RED/GREEN	In Black Plug At Smart Entrance Control Unit
HORN TRIGGER (-)	WHITE/GREEN	At Driver Window Motor Inside Door
LEFT FRONT WINDOW UP	GREEN/RED	At Driver Window Motor Inside Door
LEFT FRONT WINDOW DOWN	BLUE	Harness In Driver's Kick From Driver Door
RIGHT FRONT WINDOW UP	RED/WHITE	Harness In Driver's Kick From Driver Door
RIGHT FRONT WINDOW DOWN	RED	Harness In Driver's Kick From Driver Door
LEFT REAR WINDOW UP	YELLOW	Harness In Driver's Kick From Driver Door
LEFT REAR WINDOW DOWN	YELLOW/BLACK	Harness In Driver's Kick From Driver Door
RIGHT REAR WINDOW UP	GREEN/WHITE	Harness In Driver's Kick From Driver Door
RIGHT REAR WINDOW DOWN	GREEN	Harness In Driver's Kick From Driver Door
This vehicle is equipped with an Immobilizer system. This must be bypassed when installing a remote start.		
Smart Entrance Control Unit is to the right of the steering column under the dash.		

