

TRIPLE S *Customs*

**OLDSMOBILE ACHIEVA 1992-1998
VEHICLE WIRING**

WIRING INFORMATION: 1992 Oldsmobile Achieva

WIRE	WIRE COLOR	WIRE LOCATION
12V CONSTANT WIRE	RED	Ignition harness
STARTER WIRE	YELLOW	Ignition harness
IGNITION WIRE	PINK	Ignition harness
SECOND IGNITION WIRE	PINK/WHITE	Ignition harness
ACCESSORY WIRE	ORANGE	Ignition harness
POWER DOOR LOCK (+)	LT. BLUE	Harness In Driver's Kick Panel
POWER DOOR UNLOCK (+)	BLACK	Harness In Driver's Kick Panel
PARKING LIGHTS (+)	BROWN	At Headlight Switch
DOOR TRIGGER (-)	WHITE	At Door Pin Switch Or Courtesy Light Under Dash
TRUNK RELEASE (+)	BLACK	At Trunk Release Switch
TACHOMETER WIRE	PURPLE/WHITE	At Distributor
BRAKE WIRE (+)	WHITE	At Brake Pedal Switch
HORN TRIGGER (-)	BLACK	At Steering Column
LEFT FRONT WINDOW UP	DARK BLUE	At Motor Inside Driver's Door
LEFT FRONT WINDOW DOWN	BROWN	At Motor Inside Driver's Door
RIGHT FRONT WINDOW UP	DARK BLUE/WHITE	Harness In Driver's Kick Panel From Driver Door
RIGHT FRONT WINDOW DOWN	TAN	Harness In Driver's Kick Panel From Driver Door
LEFT REAR WINDOW UP	DARK GREEN	Harness In Driver's Kick Panel From Driver Door
LEFT REAR WINDOW DOWN	PURPLE	Harness In Driver's Kick Panel From Driver Door
RIGHT REAR WINDOW UP	LIGHT GREEN	Harness In Driver's Kick Panel From Driver Door
RIGHT REAR WINDOW DOWN	PURPLE/WHITE	Harness In Driver's Kick Panel From Driver Door

WIRING INFORMATION: 1993 Oldsmobile Achieva

WIRE	WIRE COLOR	WIRE LOCATION
12V CONSTANT WIRE	RED	Ignition harness
STARTER WIRE	YELLOW	Ignition harness
IGNITION WIRE	PINK	Ignition harness
SECOND IGNITION WIRE	PINK/WHITE	Ignition harness
ACCESSORY WIRE	ORANGE	Ignition harness
POWER DOOR LOCK (+)	LT. BLUE	Harness In Driver's Kick Panel
POWER DOOR UNLOCK (+)	BLACK	Harness In Driver's Kick Panel
PARKING LIGHTS (+)	BROWN	At Headlight Switch
DOOR TRIGGER (-)	WHITE	At Door Pin Switch Or Courtesy Light Under Dash
TRUNK RELEASE (+)	BLACK	At Trunk Release Switch
TACHOMETER WIRE	PURPLE/WHITE	At Distributor
BRAKE WIRE (+)	WHITE	At Brake Pedal Switch
HORN TRIGGER (-)	BLACK	At Steering Column
LEFT FRONT WINDOW UP	DARK BLUE	At Motor Inside Driver's Door
LEFT FRONT WINDOW DOWN	BROWN	At Motor Inside Driver's Door
RIGHT FRONT WINDOW UP	DARK BLUE/WHITE	Harness In Driver's Kick Panel From Driver Door
RIGHT FRONT WINDOW DOWN	TAN	Harness In Driver's Kick Panel From Driver Door
LEFT REAR WINDOW UP	DARK GREEN	Harness In Driver's Kick Panel From Driver Door
LEFT REAR WINDOW DOWN	PURPLE	Harness In Driver's Kick Panel From Driver Door
RIGHT REAR WINDOW UP	LIGHT GREEN	Harness In Driver's Kick Panel From Driver Door
RIGHT REAR WINDOW DOWN	PURPLE/WHITE	Harness In Driver's Kick Panel From Driver Door

WIRING INFORMATION: 1994 Oldsmobile Achieva

WIRE	WIRE COLOR	WIRE LOCATION
12V CONSTANT WIRE	RED	Ignition harness
STARTER WIRE	YELLOW	Ignition harness
IGNITION WIRE	PINK	Ignition harness
SECOND IGNITION WIRE	BLUE	Ignition harness
POWER DOOR LOCK (+)	LT. BLUE	Harness To The Right Of The Parking Brake
POWER DOOR UNLOCK (+)	WHITE	Harness To The Right Of The Parking Brake
PARKING LIGHTS (+)	BROWN	Harness At Steering column
DRIVER DOOR TRIGGER (-)	LT.GREEN/BLACK	Harness In Driver's Kick Panel
PASSENGER DOOR TRIGGER (-)	LT.BLUE	Harness In Passenger Kick Panel
REAR DOOR TRIGGER (-)	YELLOW	Harness In Driver's Kick Panel
TRUNK TRIGGER (-)	BLACK	At Light In Trunk
TRUNK RELEASE (+)	BLACK	At OEM Keyless Module In Driver's Side Of Trunk
TACHOMETER WIRE	PURPLE/WHITE	At Engine Control Module In Passenger Kick Panel
BRAKE WIRE (+)	WHITE	At Brake Pedal Switch
HORN TRIGGER (-)	BLACK	Harness At Steering column
LEFT FRONT WINDOW UP	DARK BLUE	In Center Console
LEFT FRONT WINDOW DOWN	BROWN	In Center Console
RIGHT FRONT WINDOW UP	LIGHT BLUE	In Center Console
RIGHT FRONT WINDOW DOWN	TAN	In Center Console





WIRING INFORMATION: 1995 Oldsmobile Achieva

WIRE	WIRE COLOR	WIRE LOCATION
12V CONSTANT WIRE	RED	Ignition harness
STARTER WIRE	YELLOW	Ignition harness
IGNITION WIRE	PINK	Ignition harness
SECOND IGNITION WIRE	BLUE	Ignition harness
POWER DOOR LOCK (+)	LT. BLUE	Harness To The Right Of The Parking Brake
POWER DOOR UNLOCK (+)	WHITE	Harness To The Right Of The Parking Brake
PARKING LIGHTS (+)	BROWN	Harness At Steering column
DRIVER DOOR TRIGGER (-)	LT.GREEN/BLACK	Harness In Driver's Kick Panel
PASSENGER DOOR TRIGGER (-)	LT.BLUE	Harness In Passenger Kick Panel
REAR DOOR TRIGGER (-)	YELLOW	Harness In Driver's Kick Panel
TRUNK TRIGGER (-)	BLACK	At Light In Trunk
TRUNK RELEASE (+)	BLACK	At OEM Keyless Module In Driver's Side Of Trunk
TACHOMETER WIRE	PURPLE/WHITE	At Engine Control Module In Passenger Kick Panel
BRAKE WIRE (+)	WHITE	At Brake Pedal Switch
HORN TRIGGER (-)	BLACK	Harness At Steering column
LEFT FRONT WINDOW UP	DARK BLUE	In Center Console
LEFT FRONT WINDOW DOWN	BROWN	In Center Console
RIGHT FRONT WINDOW UP	LIGHT BLUE	In Center Console
RIGHT FRONT WINDOW DOWN	TAN	In Center Console

WIRING INFORMATION: 1996 Oldsmobile Achieva

WIRE	WIRE COLOR	WIRE LOCATION
12V CONSTANT WIRE	RED	Ignition harness
STARTER WIRE	YELLOW	Ignition harness
IGNITION WIRE	PINK	Ignition harness
SECOND IGNITION WIRE	WHITE	Ignition harness
ACCESSORY WIRE	ORANGE	Ignition harness
POWER DOOR LOCK (+)	BLUE	Harness In Driver's Kick Panel
POWER DOOR UNLOCK (+)	WHITE	Harness In Driver's Kick Panel
PARKING LIGHTS (+)	BROWN	Harness In Driver's Kick Panel
DRIVER DOOR TRIGGER (-)	LT.GREEN/BLACK	Harness Coming Into Vehicle From Driver Door
PASSENGER DOOR TRIGGER (-)	LT.BLUE	Harness Coming Into Vehicle From Passenger Door
TRUNK TRIGGER (-)	ORANGE/BLACK	At Light In Trunk
TACHOMETER WIRE	PURPLE/WHITE or WHITE	V-6 models: Harness On Right Side Of Engine 4-cylinder models: Harness Top Right Of Engine
BRAKE WIRE (+)	LT.BLUE	Harness In Driver's Kick Panel
HORN TRIGGER (-)	BLACK	Harness At Steering column
LEFT FRONT WINDOW UP	DARK BLUE	At Motor Inside Driver's Door
LEFT FRONT WINDOW DOWN	BROWN	At Motor Inside Driver's Door
RIGHT FRONT WINDOW UP	LIGHT BLUE	Harness In Driver's Kick Panel From Driver Door
RIGHT FRONT WINDOW DOWN	TAN	
LEFT REAR WINDOW UP	DARK GREEN	
LEFT REAR WINDOW DOWN	PURPLE	
RIGHT REAR WINDOW UP	LIGHT GREEN	
RIGHT REAR WINDOW DOWN	PURPLE	





This vehicle is equipped with the Passlock I anti-theft system. This must be bypassed when installing a remote start system.



WIRING INFORMATION: 1997 Oldsmobile Achieva

WIRE	WIRE COLOR	WIRE LOCATION
12V CONSTANT WIRE	RED	Ignition harness
STARTER WIRE	YELLOW	Ignition harness
IGNITION WIRE	PINK	Ignition harness
SECOND IGNITION WIRE	WHITE	Ignition harness
ACCESSORY WIRE	ORANGE	Ignition harness
POWER DOOR LOCK (+)	BLUE	Harness In Driver's Kick Panel
POWER DOOR UNLOCK (+)	WHITE	Harness In Driver's Kick Panel
PARKING LIGHTS (+)	BROWN	Harness In Driver's Kick Panel
DRIVER DOOR TRIGGER (-)	LT.GREEN/BLACK	Harness Coming Into Vehicle From Driver Door
PASSENGER DOOR TRIGGER (-)	LT.BLUE	Harness Coming Into Vehicle From Passenger Door
TRUNK TRIGGER (-)	ORANGE/BLACK	At Light In Trunk
TACHOMETER WIRE	PURPLE/WHITE or WHITE	V-6 models: Harness On Right Side Of Engine 4-cylinder models: Harness Top Right Of Engine
BRAKE WIRE (+)	LT.BLUE	Harness In Driver's Kick Panel
HORN TRIGGER (-)	BLACK	Harness At Steering column
LEFT FRONT WINDOW UP	DARK BLUE	At Motor Inside Driver's Door
LEFT FRONT WINDOW DOWN	BROWN	At Motor Inside Driver's Door
RIGHT FRONT WINDOW UP	LIGHT BLUE	Harness In Driver's Kick Panel From Driver Door
RIGHT FRONT WINDOW DOWN	TAN	
LEFT REAR WINDOW UP	DARK GREEN	
LEFT REAR WINDOW DOWN	PURPLE	
RIGHT REAR WINDOW UP	LIGHT GREEN	
RIGHT REAR WINDOW DOWN	PURPLE	

This vehicle is equipped with the Passlock I anti-theft system. This must be bypassed when installing a remote start system.



WIRING INFORMATION: 1998 Oldsmobile Achieva

WIRE	WIRE COLOR	WIRE LOCATION
12V CONSTANT WIRE	RED	Ignition harness
STARTER WIRE	YELLOW	Ignition harness
IGNITION WIRE	PINK	Ignition harness
SECOND IGNITION WIRE	WHITE	Ignition harness
ACCESSORY WIRE	ORANGE	Ignition harness
POWER DOOR LOCK (+)	BLUE	Harness In Driver's Kick Panel
POWER DOOR UNLOCK (+)	WHITE	Harness In Driver's Kick Panel
PARKING LIGHTS (+)	BROWN	Harness In Driver's Kick Panel
DRIVER DOOR TRIGGER (-)	LT.GREEN/BLACK	Harness Coming Into Vehicle From Driver Door
PASSENGER DOOR TRIGGER (-)	LT.BLUE	Harness Coming Into Vehicle From Passenger Door
TRUNK TRIGGER (-)	ORANGE/BLACK	At Light In Trunk
TACHOMETER WIRE	PURPLE/WHITE or WHITE	V-6 models: Harness On Right Side Of Engine 4-cylinder models: Harness Top Right Of Engine
BRAKE WIRE (+)	LT.BLUE	Harness In Driver's Kick Panel
HORN TRIGGER (-)	BLACK	Harness At Steering column
LEFT FRONT WINDOW UP	DARK BLUE	At Motor Inside Driver's Door
LEFT FRONT WINDOW DOWN	BROWN	At Motor Inside Driver's Door
RIGHT FRONT WINDOW UP	LIGHT BLUE	Harness In Driver's Kick Panel From Driver Door
RIGHT FRONT WINDOW DOWN	TAN	
LEFT REAR WINDOW UP	DARK GREEN	
LEFT REAR WINDOW DOWN	PURPLE	
RIGHT REAR WINDOW UP	LIGHT GREEN	
RIGHT REAR WINDOW DOWN	PURPLE	

This vehicle is equipped with the Passlock I anti-theft system. This must be bypassed when installing a remote start system.

