


### ALARM REMOTE START WIRING

WIRE	COLOR	LOCATION
12V CONSTANT WIRE	RED	Ignition harness
STARTER WIRE 1	YELLOW	Ignition harness
IGNITION WIRE 1	PINK	Ignition harness
IGNITION WIRE 2	DK. GREEN	Ignition harness
ACCESSORY WIRE 1	ORANGE	Ignition harness
ACCESSORY WIRE 2	BROWN	Ignition harness
TACHOMETER WIRE	PURPLE/WHITE	At Ignition coil or ECM
<b>Notes:</b> The ECM is located under the left side of the dash to the left of the column.		
BRAKE WIRE (+)	LT. BLUE	Harness In Driver's Kick Panel
HORN TRIGGER (-)	BLACK	At Harness At Steering column
PARKING LIGHTS (+)	BROWN	Harness In Passenger Kick Panel
DRIVER DOOR TRIGGER (-)	GREEN/BLACK	Black Connector In Driver's Kick Panel
PASSENGER DOOR TRIGGER (-)	LT.BLUE	Harness At Driver's Door Sill Leading Towards Driver's Seat
DOMESUPERVISION (-)	WHITE	At Under Dash Light
TRUNK TRIGGER (-)	ORANGE/BLACK	At Light In Trunk
POWER DOOR LOCK AND UNLOCK	WHITE	Black Connector In Driver's Kick Panel
<b>Notes:</b> The same wire is used to lock and unlock the doors. Lock is a negative trigger. Unlock is a negative trigger through a 1500 ohm resistor. Relays must be used.		
TRUNK RELEASE (-)	BLACK	Black Connector In Driver's Kick Panel
LEFT FRONT WINDOW UP	DARK BLUE	At Motor Inside Driver's Door
LEFT FRONT WINDOW DOWN	BROWN	At Motor Inside Driver's Door
RIGHT FRONT WINDOW UP	LIGHT BLUE	Harness In Driver's Kick Panel From Driver Door
RIGHT FRONT WINDOW DOWN	TAN	Harness In Driver's Kick Panel From Driver Door
LEFT REAR WINDOW UP	DARK GREEN	Harness In Driver's Kick Panel From Driver Door
LEFT REAR WINDOW DOWN	PURPLE	Harness In Driver's Kick Panel From Driver Door
RIGHT REAR WINDOW UP	LIGHT GREEN	Harness In Driver's Kick Panel From Driver Door
RIGHT REAR WINDOW DOWN	PURPLE	Harness In Driver's Kick Panel From Driver Door

INTERFACE	PART NUMBER	NOTES
Passlock II Immobilizer Bypass Module	DEI 556LW or DEI 555LW	Required when installing a remote start system. Refer to TechDoc 3741.

Please verify all part numbers before ordering.

### ADDITIONAL NOTES



AUDIO WIRING			
WIRE	COLOR	LOCATION	NOTES
RADIO 12V	ORANGE	Radio Harness	
RADIO SWITCHED	YELLOW	Radio Harness	
RADIO GROUND	BLACK	Radio Harness	
ILLUMINATION (+)	GRAY	Radio Harness	
LEFT FRONT SPEAKER(+)	TAN	At Speaker	
LEFT FRONT SPEAKER (-)	GRAY	At Speaker	
RIGHT FRONT SPEAKER (+)	LT.GREEN	At Speaker	
RIGHT FRONT SPEAKER (-)	DK.GREEN	At Speaker	
LEFT REAR SPEAKER (+)	BROWN	At Speaker	
LEFT REAR SPEAKER (-)	YELLOW	At Speaker	
RIGHT REAR SPEAKER (+)	DK.BLUE	At Speaker	
RIGHT REAR SPEAKER (-)	LT.BLUE	At Speaker	

FRONT SPEAKERS SIZE	REAR SPEAKERS SIZE	AMP LOCATION	NOTES
4x6"	6x9"		

RADIO DASH KIT OPTIONS	RADIO WIRE HARNESS OPTIONS	ANTENNA ADAPTER OPTIONS
METRA 99-2003, SCOSCHE GM1583B	METRA 70-2001, SCOSCHE GM03	METRA 40-GM10, SCOSCHE MDA-1B

Please verify all part numbers before ordering.


### ALARM REMOTE START WIRING

WIRE	COLOR	LOCATION
12V CONSTANT WIRE	RED	Ignition harness
STARTER WIRE 1	YELLOW	Ignition harness
IGNITION WIRE 1	PINK	Ignition harness
IGNITION WIRE 2	DK. GREEN	Ignition harness
ACCESSORY WIRE 1	ORANGE	Ignition harness
ACCESSORY WIRE 2	BROWN	Ignition harness
TACHOMETER WIRE	PURPLE/WHITE	At Ignition coil or ECM
<b>Notes:</b> The ECM is located under the left side of the dash to the left of the column.		
BRAKE WIRE (+)	LT. BLUE	Harness In Driver's Kick Panel
HORN TRIGGER (-)	BLACK	At Harness At Steering column
PARKING LIGHTS (+)	BROWN	Harness In Passenger Kick Panel
DRIVER DOOR TRIGGER (-)	GREEN/BLACK	Black Connector In Driver's Kick Panel
PASSENGER DOOR TRIGGER (-)	LT.BLUE	Harness At Driver's Door Sill Leading Towards Driver's Seat
DOMESUPERVISION (-)	WHITE	At Under Dash Light
TRUNK TRIGGER (-)	ORANGE/BLACK	At Light In Trunk
POWER DOOR LOCK AND UNLOCK	WHITE	Black Connector In Driver's Kick Panel
<b>Notes:</b> The same wire is used to lock and unlock the doors. Lock is a negative trigger. Unlock is a negative trigger through a 1500 ohm resistor. Relays must be used.		
TRUNK RELEASE (-)	BLACK	Black Connector In Driver's Kick Panel
LEFT FRONT WINDOW UP	DARK BLUE	At Motor Inside Driver's Door
LEFT FRONT WINDOW DOWN	BROWN	At Motor Inside Driver's Door
RIGHT FRONT WINDOW UP	LIGHT BLUE	Harness In Driver's Kick Panel From Driver Door
RIGHT FRONT WINDOW DOWN	TAN	Harness In Driver's Kick Panel From Driver Door
LEFT REAR WINDOW UP	DARK GREEN	Harness In Driver's Kick Panel From Driver Door
LEFT REAR WINDOW DOWN	PURPLE	Harness In Driver's Kick Panel From Driver Door
RIGHT REAR WINDOW UP	LIGHT GREEN	Harness In Driver's Kick Panel From Driver Door
RIGHT REAR WINDOW DOWN	PURPLE	Harness In Driver's Kick Panel From Driver Door

INTERFACE	PART NUMBER	NOTES
Passlock II Immobilizer Bypass Module	DEI 556LW or DEI 555LW	Required when installing a remote start system. Refer to TechDoc 3741.

Please verify all part numbers before ordering.

### ADDITIONAL NOTES



AUDIO WIRING			
WIRE	COLOR	LOCATION	NOTES
RADIO 12V	ORANGE	Radio Harness	
RADIO SWITCHED	YELLOW	Radio Harness	
RADIO GROUND	BLACK	Radio Harness	
ILLUMINATION (+)	GRAY	Radio Harness	
LEFT FRONT SPEAKER(+)	TAN	At Speaker	
LEFT FRONT SPEAKER (-)	GRAY	At Speaker	
RIGHT FRONT SPEAKER (+)	LT.GREEN	At Speaker	
RIGHT FRONT SPEAKER (-)	DK.GREEN	At Speaker	
LEFT REAR SPEAKER (+)	BROWN	At Speaker	
LEFT REAR SPEAKER (-)	YELLOW	At Speaker	
RIGHT REAR SPEAKER (+)	DK.BLUE	At Speaker	
RIGHT REAR SPEAKER (-)	LT.BLUE	At Speaker	

FRONT SPEAKERS SIZE	REAR SPEAKERS SIZE	AMP LOCATION	NOTES
4x6"	6x9"		

RADIO DASH KIT OPTIONS	RADIO WIRE HARNESS OPTIONS	ANTENNA ADAPTER OPTIONS
METRA 99-2003, SCOSCHE GM1583B	METRA 70-2001, SCOSCHE GM03	METRA 40-GM10, SCOSCHE MDA-1B

Please verify all part numbers before ordering.


### ALARM REMOTE START WIRING

WIRE	COLOR	LOCATION
12V CONSTANT WIRE	RED	Ignition harness
STARTER WIRE 1	YELLOW	Ignition harness
IGNITION WIRE 1	PINK	Ignition harness
IGNITION WIRE 2	DK. GREEN	Ignition harness
ACCESSORY WIRE 1	ORANGE	Ignition harness
ACCESSORY WIRE 2	BROWN	Ignition harness
TACHOMETER WIRE	PURPLE/WHITE	At Ignition coil or ECM
<b>Notes:</b> The ECM is located under the left side of the dash to the left of the column.		
BRAKE WIRE (+)	LT. BLUE	Harness In Driver's Kick Panel
HORN TRIGGER (-)	BLACK	At Harness At Steering column
PARKING LIGHTS (+)	BROWN	Harness In Passenger Kick Panel
DRIVER DOOR TRIGGER (-)	GREEN/BLACK	Black Connector In Driver's Kick Panel
PASSENGER DOOR TRIGGER (-)	LT.BLUE	Harness At Driver's Door Sill Leading Towards Driver's Seat
DOMESUPERVISION (-)	WHITE	At Under Dash Light
TRUNK TRIGGER (-)	ORANGE/BLACK	At Light In Trunk
POWER DOOR LOCK AND UNLOCK	WHITE	Black Connector In Driver's Kick Panel
<b>Notes:</b> The same wire is used to lock and unlock the doors. Lock is a negative trigger. Unlock is a negative trigger through a 1500 ohm resistor. Relays must be used.		
TRUNK RELEASE (-)	BLACK	Black Connector In Driver's Kick Panel
LEFT FRONT WINDOW UP	DARK BLUE	At Motor Inside Driver's Door
LEFT FRONT WINDOW DOWN	BROWN	At Motor Inside Driver's Door
RIGHT FRONT WINDOW UP	LIGHT BLUE	Harness In Driver's Kick Panel From Driver Door
RIGHT FRONT WINDOW DOWN	TAN	Harness In Driver's Kick Panel From Driver Door
LEFT REAR WINDOW UP	DARK GREEN	Harness In Driver's Kick Panel From Driver Door
LEFT REAR WINDOW DOWN	PURPLE	Harness In Driver's Kick Panel From Driver Door
RIGHT REAR WINDOW UP	LIGHT GREEN	Harness In Driver's Kick Panel From Driver Door
RIGHT REAR WINDOW DOWN	PURPLE	Harness In Driver's Kick Panel From Driver Door

INTERFACE	PART NUMBER	NOTES
Passlock II Immobilizer Bypass Module	DEI 556LW or DEI 555LW	Required when installing a remote start system. Refer to TechDoc 3741.

Please verify all part numbers before ordering.

### ADDITIONAL NOTES



AUDIO WIRING			
WIRE	COLOR	LOCATION	NOTES
RADIO 12V	ORANGE	Radio Harness	
RADIO SWITCHED	YELLOW	Radio Harness	
RADIO GROUND	BLACK	Radio Harness	
ILLUMINATION (+)	GRAY	Radio Harness	
LEFT FRONT SPEAKER(+)	TAN	At Speaker	
LEFT FRONT SPEAKER (-)	GRAY	At Speaker	
RIGHT FRONT SPEAKER (+)	LT.GREEN	At Speaker	
RIGHT FRONT SPEAKER (-)	DK.GREEN	At Speaker	
LEFT REAR SPEAKER (+)	BROWN	At Speaker	
LEFT REAR SPEAKER (-)	YELLOW	At Speaker	
RIGHT REAR SPEAKER (+)	DK.BLUE	At Speaker	
RIGHT REAR SPEAKER (-)	LT.BLUE	At Speaker	

FRONT SPEAKERS SIZE	REAR SPEAKERS SIZE	AMP LOCATION	NOTES
4x6"	6x9"		

RADIO DASH KIT OPTIONS	RADIO WIRE HARNESS OPTIONS	ANTENNA ADAPTER OPTIONS
METRA 99-2003, SCOSCHE GM1583B	METRA 70-2001, SCOSCHE GM03	METRA 40-GM10, SCOSCHE MDA-1B

Please verify all part numbers before ordering.

### ALARM REMOTE START WIRING

WIRE	COLOR	LOCATION
12V CONSTANT WIRE	RED	Ignition harness
STARTER WIRE 1	YELLOW	Ignition harness
IGNITION WIRE 1	PINK	Ignition harness
IGNITION WIRE 2	DK. GREEN	Ignition harness
ACCESSORY WIRE 1	ORANGE	Ignition harness
ACCESSORY WIRE 2	BROWN	Ignition harness
TACHOMETER WIRE	PURPLE/WHITE	At Ignition coil or ECM
<b>Notes:</b> The ECM is located under the left side of the dash to the left of the column.		
BRAKE WIRE (+)	LT. BLUE	Harness In Driver's Kick Panel
HORN TRIGGER (-)	BLACK	At Harness At Steering column
PARKING LIGHTS (+)	BROWN	Harness In Passenger Kick Panel
DRIVER DOOR TRIGGER (-)	GREEN/BLACK	Black Connector In Driver's Kick Panel
PASSENGER DOOR TRIGGER (-)	LT.BLUE	Harness At Driver's Door Sill Leading Towards Driver's Seat
DOMESUPERVISION (-)	WHITE	At Under Dash Light
TRUNK TRIGGER (-)	ORANGE/BLACK	At Light In Trunk
POWER DOOR LOCK AND UNLOCK	WHITE	Black Connector In Driver's Kick Panel
<b>Notes:</b> The same wire is used to lock and unlock the doors. Lock is a negative trigger. Unlock is a negative trigger through a 1500 ohm resistor. Relays must be used.		
TRUNK RELEASE (-)	BLACK	Black Connector In Driver's Kick Panel
LEFT FRONT WINDOW UP	DARK BLUE	At Motor Inside Driver's Door
LEFT FRONT WINDOW DOWN	BROWN	At Motor Inside Driver's Door
RIGHT FRONT WINDOW UP	LIGHT BLUE	Harness In Driver's Kick Panel From Driver Door
RIGHT FRONT WINDOW DOWN	TAN	Harness In Driver's Kick Panel From Driver Door
LEFT REAR WINDOW UP	DARK GREEN	Harness In Driver's Kick Panel From Driver Door
LEFT REAR WINDOW DOWN	PURPLE	Harness In Driver's Kick Panel From Driver Door
RIGHT REAR WINDOW UP	LIGHT GREEN	Harness In Driver's Kick Panel From Driver Door
RIGHT REAR WINDOW DOWN	PURPLE	Harness In Driver's Kick Panel From Driver Door

INTERFACE	PART NUMBER	NOTES
Passlock II Immobilizer Bypass Module	DEI 556LW or DEI 555LW	Required when installing a remote start system. Refer to TechDoc 3741.

Please verify all part numbers before ordering.

### ADDITIONAL NOTES



AUDIO WIRING			
WIRE	COLOR	LOCATION	NOTES
RADIO 12V	ORANGE	Radio Harness	
RADIO SWITCHED	YELLOW	Radio Harness	
RADIO GROUND	BLACK	Radio Harness	
ILLUMINATION (+)	GRAY	Radio Harness	
LEFT FRONT SPEAKER(+)	TAN	At Speaker	
LEFT FRONT SPEAKER (-)	GRAY	At Speaker	
RIGHT FRONT SPEAKER (+)	LT.GREEN	At Speaker	
RIGHT FRONT SPEAKER (-)	DK.GREEN	At Speaker	
LEFT REAR SPEAKER (+)	BROWN	At Speaker	
LEFT REAR SPEAKER (-)	YELLOW	At Speaker	
RIGHT REAR SPEAKER (+)	DK.BLUE	At Speaker	
RIGHT REAR SPEAKER (-)	LT.BLUE	At Speaker	

FRONT SPEAKERS SIZE	REAR SPEAKERS SIZE	AMP LOCATION	NOTES
4x6"	6x9"		

RADIO DASH KIT OPTIONS	RADIO WIRE HARNESS OPTIONS	ANTENNA ADAPTER OPTIONS
METRA 99-2003, SCOSCHE GM1583B	METRA 70-2001, SCOSCHE GM03	METRA 40-GM10, SCOSCHE MDA-1B

Please verify all part numbers before ordering.


### ALARM REMOTE START WIRING

WIRE	COLOR	LOCATION
12V CONSTANT WIRE	RED	Ignition harness
STARTER WIRE 1	YELLOW	Ignition harness
IGNITION WIRE 1	PINK	Ignition harness
IGNITION WIRE 2	DK. GREEN	Ignition harness
ACCESSORY WIRE 1	ORANGE	Ignition harness
ACCESSORY WIRE 2	BROWN	Ignition harness
TACHOMETER WIRE	PURPLE/WHITE	At Ignition coil or ECM
<b>Notes:</b> The ECM is located under the left side of the dash to the left of the column.		
BRAKE WIRE (+)	LT. BLUE	Harness In Driver's Kick Panel
HORN TRIGGER (-)	BLACK	At Harness At Steering column
PARKING LIGHTS (+)	BROWN	Harness In Passenger Kick Panel
DRIVER DOOR TRIGGER (-)	GREEN/BLACK	Black Connector In Driver's Kick Panel
PASSENGER DOOR TRIGGER (-)	LT.BLUE	Harness At Driver's Door Sill Leading Towards Driver's Seat
DOMESUPERVISION (-)	WHITE	At Under Dash Light
TRUNK TRIGGER (-)	ORANGE/BLACK	At Light In Trunk
POWER DOOR LOCK AND UNLOCK	WHITE	Black Connector In Driver's Kick Panel
<b>Notes:</b> The same wire is used to lock and unlock the doors. Lock is a negative trigger. Unlock is a negative trigger through a 1500 ohm resistor. Relays must be used.		
TRUNK RELEASE (-)	BLACK	Black Connector In Driver's Kick Panel
LEFT FRONT WINDOW UP	DARK BLUE	At Motor Inside Driver's Door
LEFT FRONT WINDOW DOWN	BROWN	At Motor Inside Driver's Door
RIGHT FRONT WINDOW UP	LIGHT BLUE	Harness In Driver's Kick Panel From Driver Door
RIGHT FRONT WINDOW DOWN	TAN	Harness In Driver's Kick Panel From Driver Door
LEFT REAR WINDOW UP	DARK GREEN	Harness In Driver's Kick Panel From Driver Door
LEFT REAR WINDOW DOWN	PURPLE	Harness In Driver's Kick Panel From Driver Door
RIGHT REAR WINDOW UP	LIGHT GREEN	Harness In Driver's Kick Panel From Driver Door
RIGHT REAR WINDOW DOWN	PURPLE	Harness In Driver's Kick Panel From Driver Door

INTERFACE	PART NUMBER	NOTES
Passlock II Immobilizer Bypass Module	DEI 556LW or DEI 555LW	Required when installing a remote start system. Refer to TechDoc 3741.

Please verify all part numbers before ordering.

### ADDITIONAL NOTES



AUDIO WIRING			
WIRE	COLOR	LOCATION	NOTES
RADIO 12V	ORANGE	Radio Harness	
RADIO SWITCHED	YELLOW	Radio Harness	
RADIO GROUND	BLACK	Radio Harness	
ILLUMINATION (+)	GRAY	Radio Harness	
LEFT FRONT SPEAKER(+)	TAN	At Speaker	
LEFT FRONT SPEAKER (-)	GRAY	At Speaker	
RIGHT FRONT SPEAKER (+)	LT.GREEN	At Speaker	
RIGHT FRONT SPEAKER (-)	DK.GREEN	At Speaker	
LEFT REAR SPEAKER (+)	BROWN	At Speaker	
LEFT REAR SPEAKER (-)	YELLOW	At Speaker	
RIGHT REAR SPEAKER (+)	DK.BLUE	At Speaker	
RIGHT REAR SPEAKER (-)	LT.BLUE	At Speaker	

FRONT SPEAKERS SIZE	REAR SPEAKERS SIZE	AMP LOCATION	NOTES
4x6"	6x9"		

RADIO DASH KIT OPTIONS	RADIO WIRE HARNESS OPTIONS	ANTENNA ADAPTER OPTIONS
METRA 99-2003, SCOSCHE GM1583B	METRA 70-2001, SCOSCHE GM03	METRA 40-GM10, SCOSCHE MDA-1B

Please verify all part numbers before ordering.

### ALARM REMOTE START WIRING

WIRE	COLOR	LOCATION
12V CONSTANT WIRE	RED	Ignition harness
STARTER WIRE 1	YELLOW	Ignition harness
IGNITION WIRE 1	PINK	Ignition harness
IGNITION WIRE 2	DK. GREEN	Ignition harness
ACCESSORY WIRE 1	ORANGE	Ignition harness
ACCESSORY WIRE 2	BROWN	Ignition harness
TACHOMETER WIRE	PURPLE/WHITE	At Ignition coil or ECM
<b>Notes:</b> The ECM is located under the left side of the dash to the left of the column.		
BRAKE WIRE (+)	LT. BLUE	Harness In Driver's Kick Panel
HORN TRIGGER (-)	BLACK	At Harness At Steering column
PARKING LIGHTS (+)	BROWN	Harness In Passenger Kick Panel
DRIVER DOOR TRIGGER (-)	GREEN/BLACK	Black Connector In Driver's Kick Panel
PASSENGER DOOR TRIGGER (-)	LT.BLUE	Harness At Driver's Door Sill Leading Towards Driver's Seat
DOMESUPERVISION (-)	WHITE	At Under Dash Light
TRUNK TRIGGER (-)	ORANGE/BLACK	At Light In Trunk
POWER DOOR LOCK AND UNLOCK	WHITE	Black Connector In Driver's Kick Panel
<b>Notes:</b> The same wire is used to lock and unlock the doors. Lock is a negative trigger. Unlock is a negative trigger through a 1500 ohm resistor. Relays must be used.		
TRUNK RELEASE (-)	BLACK	Black Connector In Driver's Kick Panel
LEFT FRONT WINDOW UP	DARK BLUE	At Motor Inside Driver's Door
LEFT FRONT WINDOW DOWN	BROWN	At Motor Inside Driver's Door
RIGHT FRONT WINDOW UP	LIGHT BLUE	Harness In Driver's Kick Panel From Driver Door
RIGHT FRONT WINDOW DOWN	TAN	Harness In Driver's Kick Panel From Driver Door
LEFT REAR WINDOW UP	DARK GREEN	Harness In Driver's Kick Panel From Driver Door
LEFT REAR WINDOW DOWN	PURPLE	Harness In Driver's Kick Panel From Driver Door
RIGHT REAR WINDOW UP	LIGHT GREEN	Harness In Driver's Kick Panel From Driver Door
RIGHT REAR WINDOW DOWN	PURPLE	Harness In Driver's Kick Panel From Driver Door

INTERFACE	PART NUMBER	NOTES
Passlock II Immobilizer Bypass Module	DEI 556LW or DEI 555LW	Required when installing a remote start system. Refer to TechDoc 3741.
Please verify all part numbers before ordering.		

### ADDITIONAL NOTES



AUDIO WIRING			
WIRE	COLOR	LOCATION	NOTES
RADIO 12V	ORANGE	Radio Harness	
RADIO SWITCHED	YELLOW	Radio Harness	
RADIO GROUND	BLACK	Radio Harness	
ILLUMINATION (+)	GRAY	Radio Harness	
LEFT FRONT SPEAKER(+)	TAN	At Speaker	
LEFT FRONT SPEAKER (-)	GRAY	At Speaker	
RIGHT FRONT SPEAKER (+)	LT.GREEN	At Speaker	
RIGHT FRONT SPEAKER (-)	DK.GREEN	At Speaker	
LEFT REAR SPEAKER (+)	BROWN	At Speaker	
LEFT REAR SPEAKER (-)	YELLOW	At Speaker	
RIGHT REAR SPEAKER (+)	DK.BLUE	At Speaker	
RIGHT REAR SPEAKER (-)	LT.BLUE	At Speaker	

FRONT SPEAKERS SIZE	REAR SPEAKERS SIZE	AMP LOCATION	NOTES
4x6"	6x9"		

RADIO DASH KIT OPTIONS	RADIO WIRE HARNESS OPTIONS	ANTENNA ADAPTER OPTIONS
METRA 99-2003, SCOSCHE GM1583B	METRA 70-2001, SCOSCHE GM03	METRA 40-GM10, SCOSCHE MDA-1B

Please verify all part numbers before ordering.