

ALARM REMOTE START WIRING

WIRE	COLOR	LOCATION
12V CONSTANT WIRE	RED	Ignition Harness
STARTER WIRE	YELLOW	Ignition Harness
IGNITION WIRE	PINK	Ignition Harness
SECOND IGNITION WIRE	DK.BLUE/WHITE	Ignition Harness
ACCESSORY WIRE	ORANGE	Ignition Harness
SECOND ACCESSORY WIRE	PURPLE/WHITE	Ignition Harness
POWER DOOR LOCK (+)	LT. BLUE	Harness In Driver's Kick Panel
POWER DOOR UNLOCK (+)	BLACK/LT.BLUE or BLACK	Harness In Driver's Kick Panel
PARKING LIGHTS (+)	BROWN	Harness In Driver's Kick Panel Or Light Switch
DOOR TRIGGER (-)	WHITE	Door Pin, Harness In Driver's Kick Panel, Or Light Switch
TRUNK RELEASE (+)	BLACK	At Trunk Release switch
TACHOMETER WIRE	PURPLE/WHITE or WHITE	Ignition coil
BRAKE WIRE (+)	WHITE or LT.BLUE	Harness In Driver's Kick Panel Or Brake Pedal Switch
HORN TRIGGER (-)	BLACK	Harness At Steering column
LEFT FRONT WINDOW UP	DARK BLUE	At Motor Inside Driver's Door
LEFT FRONT WINDOW DOWN	BROWN	At Motor Inside Driver's Door
RIGHT FRONT WINDOW UP	BLUE/WHITE	Harness In Driver's Kick Panel From Driver Door
RIGHT FRONT WINDOW DOWN	TAN	Harness In Driver's Kick Panel From Driver Door
LEFT REAR WINDOW UP	DARK GREEN	Harness In Driver's Kick Panel From Driver Door
LEFT REAR WINDOW DOWN	PURPLE	Harness In Driver's Kick Panel From Driver Door
RIGHT REAR WINDOW UP	LIGHT GREEN	Harness In Driver's Kick Panel From Driver Door
RIGHT REAR WINDOW DOWN	PURPLE/WHITE	Harness In Driver's Kick Panel From Driver Door

INTERFACE	PART NUMBER	NOTES
VATS Bypass	Relay and resistor (Resistor value varies.) DEI 652T resistor pack contains all possible resistors. Refer to TechDoc 3739	Required when installing a remote start system

Please verify all part numbers before ordering.

AUDIO WIRING			
WIRE	COLOR	LOCATION	NOTES
RADIO 12V	ORANGE	At Radio Harness	
12V SWITCHED	YELLOW	At Radio Harness	
RADIO GROUND	BLACK	At Radio Harness	
ILLUMINATION (+)	GRAY	At Radio Harness	
LEFT FRONT SPEAKER (+)	TAN	At Radio Harness Or Speaker	
LEFT FRONT SPEAKER (-)	GRAY	At Radio Harness Or Speaker	
RIGHT FRONT SPEAKER (+)	LT.GREEN	At Radio Harness Or Speaker	
RIGHT FRONT SPEAKER (-)	DK.GREEN	At Radio Harness Or Speaker	
LEFT REAR SPEAKER (+)	BROWN	At Radio Harness Or Speaker	
LEFT REAR SPEAKER (-)	YELLOW	At Radio Harness Or Speaker	
RIGHT REAR SPEAKER (+)	DK.BLUE	At Radio Harness Or Speaker	
RIGHT REAR SPEAKER (-)	LT.BLUE	At Radio Harness Or Speaker	

FRONT SPEAKERS SIZE	REAR SPEAKERS SIZE	AMP LOCATION	NOTES
4x6"	6x9"		

RADIO DASH KIT OPTIONS	RADIO WIRE HARNESS OPTIONS	ANTENNA ADAPTER OPTIONS
METRA 87-30-3526	METRA 70-1858, SCOSCHE GM02	METRA 40-GM10, SCOSCHE MDA-1B

Please verify all part numbers before ordering.

ALARM REMOTE START WIRING

WIRE	COLOR	LOCATION
12V CONSTANT WIRE	RED	Ignition Harness
STARTER WIRE	YELLOW	Ignition Harness
IGNITION WIRE	PINK	Ignition Harness
SECOND IGNITION WIRE	DK.BLUE/WHITE	Ignition Harness
ACCESSORY WIRE	ORANGE	Ignition Harness
SECOND ACCESSORY WIRE	PURPLE/WHITE	Ignition Harness
POWER DOOR LOCK (+)	LT. BLUE	Harness In Driver's Kick Panel
POWER DOOR UNLOCK (+)	BLACK/LT.BLUE or BLACK	Harness In Driver's Kick Panel
PARKING LIGHTS (+)	BROWN	Harness In Driver's Kick Panel Or Light Switch
DOOR TRIGGER (-)	WHITE	Door Pin, Harness In Driver's Kick Panel, Or Light Switch
TRUNK RELEASE (+)	BLACK	At Trunk Release switch
TACHOMETER WIRE	PURPLE/WHITE or WHITE	Ignition coil
BRAKE WIRE (+)	WHITE or LT.BLUE	Harness In Driver's Kick Panel Or Brake Pedal Switch
HORN TRIGGER (-)	BLACK	Harness At Steering column
LEFT FRONT WINDOW UP	DARK BLUE	At Motor Inside Driver's Door
LEFT FRONT WINDOW DOWN	BROWN	At Motor Inside Driver's Door
RIGHT FRONT WINDOW UP	BLUE/WHITE	Harness In Driver's Kick Panel From Driver Door
RIGHT FRONT WINDOW DOWN	TAN	Harness In Driver's Kick Panel From Driver Door
LEFT REAR WINDOW UP	DARK GREEN	Harness In Driver's Kick Panel From Driver Door
LEFT REAR WINDOW DOWN	PURPLE	Harness In Driver's Kick Panel From Driver Door
RIGHT REAR WINDOW UP	LIGHT GREEN	Harness In Driver's Kick Panel From Driver Door
RIGHT REAR WINDOW DOWN	PURPLE/WHITE	Harness In Driver's Kick Panel From Driver Door

INTERFACE	PART NUMBER	NOTES
VATS Bypass	Relay and resistor (Resistor value varies.) DEI 652T resistor pack contains all possible resistors. Refer to TechDoc 3739	Required when installing a remote start system

Please verify all part numbers before ordering.

AUDIO WIRING			
WIRE	COLOR	LOCATION	NOTES
RADIO 12V	ORANGE	At Radio Harness	
12V SWITCHED	YELLOW	At Radio Harness	
RADIO GROUND	BLACK	At Radio Harness	
ILLUMINATION (+)	GRAY	At Radio Harness	
LEFT FRONT SPEAKER (+)	TAN	At Radio Harness Or Speaker	
LEFT FRONT SPEAKER (-)	GRAY	At Radio Harness Or Speaker	
RIGHT FRONT SPEAKER (+)	LT.GREEN	At Radio Harness Or Speaker	
RIGHT FRONT SPEAKER (-)	DK.GREEN	At Radio Harness Or Speaker	
LEFT REAR SPEAKER (+)	BROWN	At Radio Harness Or Speaker	
LEFT REAR SPEAKER (-)	YELLOW	At Radio Harness Or Speaker	
RIGHT REAR SPEAKER (+)	DK.BLUE	At Radio Harness Or Speaker	
RIGHT REAR SPEAKER (-)	LT.BLUE	At Radio Harness Or Speaker	
FRONT SPEAKERS SIZE	REAR SPEAKERS SIZE	AMP LOCATION	NOTES
4x6"	6x9"		
RADIO DASH KIT OPTIONS		RADIO WIRE HARNESS OPTIONS	ANTENNA ADAPTER OPTIONS
METRA 87-30-3527		METRA 70-1858, SCOSCHE GM03	METRA 40-GM10, SCOSCHE MDA-1B
Please verify all part numbers before ordering.			

ALARM REMOTE START WIRING

WIRE	COLOR	LOCATION
12V CONSTANT WIRE	RED	Ignition Harness
STARTER WIRE	YELLOW	Ignition Harness
IGNITION WIRE	PINK	Ignition Harness
SECOND IGNITION WIRE	DK.BLUE/WHITE	Ignition Harness
ACCESSORY WIRE	ORANGE	Ignition Harness
SECOND ACCESSORY WIRE	PURPLE/WHITE	Ignition Harness
POWER DOOR LOCK (+)	LT. BLUE	Harness In Driver's Kick Panel
POWER DOOR UNLOCK (+)	BLACK/LT.BLUE or BLACK	Harness In Driver's Kick Panel
PARKING LIGHTS (+)	BROWN	Harness In Driver's Kick Panel Or Light Switch
DOOR TRIGGER (-)	WHITE	Door Pin, Harness In Driver's Kick Panel, Or Light Switch
TRUNK RELEASE (+)	BLACK	At Trunk Release switch
TACHOMETER WIRE	PURPLE/WHITE or WHITE	Ignition coil
BRAKE WIRE (+)	WHITE or LT.BLUE	Harness In Driver's Kick Panel Or Brake Pedal Switch
HORN TRIGGER (-)	BLACK	Harness At Steering column
LEFT FRONT WINDOW UP	DARK BLUE	At Motor Inside Driver's Door
LEFT FRONT WINDOW DOWN	BROWN	At Motor Inside Driver's Door
RIGHT FRONT WINDOW UP	BLUE/WHITE	Harness In Driver's Kick Panel From Driver Door
RIGHT FRONT WINDOW DOWN	TAN	Harness In Driver's Kick Panel From Driver Door
LEFT REAR WINDOW UP	DARK GREEN	Harness In Driver's Kick Panel From Driver Door
LEFT REAR WINDOW DOWN	PURPLE	Harness In Driver's Kick Panel From Driver Door
RIGHT REAR WINDOW UP	LIGHT GREEN	Harness In Driver's Kick Panel From Driver Door
RIGHT REAR WINDOW DOWN	PURPLE/WHITE	Harness In Driver's Kick Panel From Driver Door

INTERFACE	PART NUMBER	NOTES
VATS Bypass	Relay and resistor (Resistor value varies.) DEI 652T resistor pack contains all possible resistors. Refer to TechDoc 3739	Required when installing a remote start system

Please verify all part numbers before ordering.

AUDIO WIRING			
WIRE	COLOR	LOCATION	NOTES
RADIO 12V	ORANGE	At Radio Harness	
12V SWITCHED	YELLOW	At Radio Harness	
RADIO GROUND	BLACK	At Radio Harness	
ILLUMINATION (+)	GRAY	At Radio Harness	
LEFT FRONT SPEAKER (+)	TAN	At Radio Harness Or Speaker	
LEFT FRONT SPEAKER (-)	GRAY	At Radio Harness Or Speaker	
RIGHT FRONT SPEAKER (+)	LT.GREEN	At Radio Harness Or Speaker	
RIGHT FRONT SPEAKER (-)	DK.GREEN	At Radio Harness Or Speaker	
LEFT REAR SPEAKER (+)	BROWN	At Radio Harness Or Speaker	
LEFT REAR SPEAKER (-)	YELLOW	At Radio Harness Or Speaker	
RIGHT REAR SPEAKER (+)	DK.BLUE	At Radio Harness Or Speaker	
RIGHT REAR SPEAKER (-)	LT.BLUE	At Radio Harness Or Speaker	

FRONT SPEAKERS SIZE	REAR SPEAKERS SIZE	AMP LOCATION	NOTES
4x6"	6x9"		

RADIO DASH KIT OPTIONS	RADIO WIRE HARNESS OPTIONS	ANTENNA ADAPTER OPTIONS
METRA 99-4544, SCOSCHE GM1508B	METRA 70-1858, SCOSCHE GM02	METRA 40-GM10, SCOSCHE MDA-1B

Please verify all part numbers before ordering.

ALARM REMOTE START WIRING

WIRE	COLOR	LOCATION
12V CONSTANT WIRE	RED	Ignition Harness
STARTER WIRE	YELLOW	Ignition Harness
IGNITION WIRE	PINK	Ignition Harness
SECOND IGNITION WIRE	DK.BLUE/WHITE	Ignition Harness
ACCESSORY WIRE	ORANGE	Ignition Harness
SECOND ACCESSORY WIRE	PURPLE/WHITE	Ignition Harness
POWER DOOR LOCK (+)	LT. BLUE	Harness In Driver's Kick Panel
POWER DOOR UNLOCK (+)	BLACK/LT.BLUE or BLACK	Harness In Driver's Kick Panel
PARKING LIGHTS (+)	BROWN	Harness In Driver's Kick Panel Or Light Switch
DOOR TRIGGER (-)	WHITE	Door Pin, Harness In Driver's Kick Panel, Or Light Switch
TRUNK RELEASE (+)	BLACK	At Trunk Release switch
TACHOMETER WIRE	PURPLE/WHITE or WHITE	Ignition coil
BRAKE WIRE (+)	WHITE or LT.BLUE	Harness In Driver's Kick Panel Or Brake Pedal Switch
HORN TRIGGER (-)	BLACK	Harness At Steering column
LEFT FRONT WINDOW UP	DARK BLUE	At Motor Inside Driver's Door
LEFT FRONT WINDOW DOWN	BROWN	At Motor Inside Driver's Door
RIGHT FRONT WINDOW UP	BLUE/WHITE	Harness In Driver's Kick Panel From Driver Door
RIGHT FRONT WINDOW DOWN	TAN	Harness In Driver's Kick Panel From Driver Door
LEFT REAR WINDOW UP	DARK GREEN	Harness In Driver's Kick Panel From Driver Door
LEFT REAR WINDOW DOWN	PURPLE	Harness In Driver's Kick Panel From Driver Door
RIGHT REAR WINDOW UP	LIGHT GREEN	Harness In Driver's Kick Panel From Driver Door
RIGHT REAR WINDOW DOWN	PURPLE/WHITE	Harness In Driver's Kick Panel From Driver Door

INTERFACE	PART NUMBER	NOTES
VATS Bypass	Relay and resistor (Resistor value varies.) DEI 652T resistor pack contains all possible resistors. Refer to TechDoc 3739	Required when installing a remote start system

Please verify all part numbers before ordering.

AUDIO WIRING			
WIRE	COLOR	LOCATION	NOTES
RADIO 12V	ORANGE	At Radio Harness	
12V SWITCHED	YELLOW	At Radio Harness	
RADIO GROUND	BLACK	At Radio Harness	
ILLUMINATION (+)	GRAY	At Radio Harness	
LEFT FRONT SPEAKER (+)	TAN	At Radio Harness Or Speaker	
LEFT FRONT SPEAKER (-)	GRAY	At Radio Harness Or Speaker	
RIGHT FRONT SPEAKER (+)	LT.GREEN	At Radio Harness Or Speaker	
RIGHT FRONT SPEAKER (-)	DK.GREEN	At Radio Harness Or Speaker	
LEFT REAR SPEAKER (+)	BROWN	At Radio Harness Or Speaker	
LEFT REAR SPEAKER (-)	YELLOW	At Radio Harness Or Speaker	
RIGHT REAR SPEAKER (+)	DK.BLUE	At Radio Harness Or Speaker	
RIGHT REAR SPEAKER (-)	LT.BLUE	At Radio Harness Or Speaker	
FRONT SPEAKERS SIZE	REAR SPEAKERS SIZE	AMP LOCATION	NOTES
4x6"	6x9"		
RADIO DASH KIT OPTIONS		RADIO WIRE HARNESS OPTIONS	ANTENNA ADAPTER OPTIONS
METRA 99-4544, SCOSCHE GM1508B		METRA 70-1858, SCOSCHE GM02	METRA 40-GM10, SCOSCHE MDA-1B
Please verify all part numbers before ordering.			

ALARM REMOTE START WIRING

WIRE	COLOR	LOCATION
12V CONSTANT WIRE	RED	Ignition Harness
STARTER WIRE	YELLOW	Ignition Harness
IGNITION WIRE	PINK	Ignition Harness
SECOND IGNITION WIRE	DK.BLUE/WHITE	Ignition Harness
ACCESSORY WIRE	ORANGE	Ignition Harness
SECOND ACCESSORY WIRE	PURPLE/WHITE	Ignition Harness
POWER DOOR LOCK (+)	LT. BLUE	Harness In Driver's Kick Panel
POWER DOOR UNLOCK (+)	BLACK/LT.BLUE or BLACK	Harness In Driver's Kick Panel
PARKING LIGHTS (+)	BROWN	Harness In Driver's Kick Panel Or Light Switch
DOOR TRIGGER (-)	WHITE	Door Pin, Harness In Driver's Kick Panel, Or Light Switch
TRUNK RELEASE (+)	BLACK	At Trunk Release switch
TACHOMETER WIRE	PURPLE/WHITE or WHITE	Ignition coil
BRAKE WIRE (+)	WHITE or LT.BLUE	Harness In Driver's Kick Panel Or Brake Pedal Switch
HORN TRIGGER (-)	BLACK	Harness At Steering column
LEFT FRONT WINDOW UP	DARK BLUE	At Motor Inside Driver's Door
LEFT FRONT WINDOW DOWN	BROWN	At Motor Inside Driver's Door
RIGHT FRONT WINDOW UP	BLUE/WHITE	Harness In Driver's Kick Panel From Driver Door
RIGHT FRONT WINDOW DOWN	TAN	Harness In Driver's Kick Panel From Driver Door
LEFT REAR WINDOW UP	DARK GREEN	Harness In Driver's Kick Panel From Driver Door
LEFT REAR WINDOW DOWN	PURPLE	Harness In Driver's Kick Panel From Driver Door
RIGHT REAR WINDOW UP	LIGHT GREEN	Harness In Driver's Kick Panel From Driver Door
RIGHT REAR WINDOW DOWN	PURPLE/WHITE	Harness In Driver's Kick Panel From Driver Door

INTERFACE	PART NUMBER	NOTES
VATS Bypass	Relay and resistor (Resistor value varies.) DEI 652T resistor pack contains all possible resistors. Refer to TechDoc 3739	Required when installing a remote start system

Please verify all part numbers before ordering.

AUDIO WIRING			
WIRE	COLOR	LOCATION	NOTES
RADIO 12V	ORANGE	At Radio Harness	
12V SWITCHED	YELLOW	At Radio Harness	
RADIO GROUND	BLACK	At Radio Harness	
ILLUMINATION (+)	GRAY	At Radio Harness	
LEFT FRONT SPEAKER (+)	TAN	At Radio Harness Or Speaker	
LEFT FRONT SPEAKER (-)	GRAY	At Radio Harness Or Speaker	
RIGHT FRONT SPEAKER (+)	LT.GREEN	At Radio Harness Or Speaker	
RIGHT FRONT SPEAKER (-)	DK.GREEN	At Radio Harness Or Speaker	
LEFT REAR SPEAKER (+)	BROWN	At Radio Harness Or Speaker	
LEFT REAR SPEAKER (-)	YELLOW	At Radio Harness Or Speaker	
RIGHT REAR SPEAKER (+)	DK.BLUE	At Radio Harness Or Speaker	
RIGHT REAR SPEAKER (-)	LT.BLUE	At Radio Harness Or Speaker	
FRONT SPEAKERS SIZE	REAR SPEAKERS SIZE	AMP LOCATION	NOTES
4x6"	6x9"		
RADIO DASH KIT OPTIONS	RADIO WIRE HARNESS OPTIONS	ANTENNA ADAPTER OPTIONS	
METRA 99-4544, SCOSCHE GM1508B	METRA 70-1858, SCOSCHE GM02	METRA 40-GM10, SCOSCHE MDA-1B	
Please verify all part numbers before ordering.			

ALARM REMOTE START WIRING

WIRE	COLOR	LOCATION
12V CONSTANT WIRE	RED	Ignition Harness
STARTER WIRE	YELLOW	Ignition Harness
IGNITION WIRE	PINK	Ignition Harness
SECOND IGNITION WIRE	DK.BLUE/WHITE	Ignition Harness
ACCESSORY WIRE	ORANGE	Ignition Harness
SECOND ACCESSORY WIRE	PURPLE/WHITE	Ignition Harness
POWER DOOR LOCK (+)	LT. BLUE	Harness In Driver's Kick Panel
POWER DOOR UNLOCK (+)	BLACK/LT.BLUE or BLACK	Harness In Driver's Kick Panel
PARKING LIGHTS (+)	BROWN	Harness In Driver's Kick Panel Or Light Switch
DOOR TRIGGER (-)	WHITE	Door Pin, Harness In Driver's Kick Panel, Or Light Switch
TRUNK RELEASE (+)	BLACK	At Trunk Release switch
TACHOMETER WIRE	PURPLE/WHITE or WHITE	Ignition coil
BRAKE WIRE (+)	WHITE or LT.BLUE	Harness In Driver's Kick Panel Or Brake Pedal Switch
HORN TRIGGER (-)	BLACK	Harness At Steering column
LEFT FRONT WINDOW UP	DARK BLUE	At Motor Inside Driver's Door
LEFT FRONT WINDOW DOWN	BROWN	At Motor Inside Driver's Door
RIGHT FRONT WINDOW UP	LIGHT BLUE	Harness In Driver's Kick Panel From Driver Door
RIGHT FRONT WINDOW DOWN	TAN	Harness In Driver's Kick Panel From Driver Door
LEFT REAR WINDOW UP	DARK GREEN	Harness In Driver's Kick Panel From Driver Door
LEFT REAR WINDOW DOWN	PURPLE/WHITE	Harness In Driver's Kick Panel From Driver Door
RIGHT REAR WINDOW UP	LIGHT GREEN	Harness In Driver's Kick Panel From Driver Door
RIGHT REAR WINDOW DOWN	PURPLE/WHITE	Harness In Driver's Kick Panel From Driver Door

INTERFACE	PART NUMBER	NOTES
VATS Bypass	Relay and resistor (Resistor value varies.) DEI 652T resistor pack contains all possible resistors. Refer to TechDoc 3739	Required when installing a remote start system

Please verify all part numbers before ordering.

AUDIO WIRING			
WIRE	COLOR	LOCATION	NOTES
RADIO 12V	ORANGE	At Radio Harness	
12V SWITCHED	YELLOW	At Radio Harness	
RADIO GROUND	BLACK	At Radio Harness	
ILLUMINATION (+)	GRAY	At Radio Harness	
LEFT FRONT SPEAKER (+)	TAN	At Radio Harness Or Speaker	
LEFT FRONT SPEAKER (-)	GRAY	At Radio Harness Or Speaker	
RIGHT FRONT SPEAKER (+)	LT.GREEN	At Radio Harness Or Speaker	
RIGHT FRONT SPEAKER (-)	DK.GREEN	At Radio Harness Or Speaker	
LEFT REAR SPEAKER (+)	BROWN	At Radio Harness Or Speaker	
LEFT REAR SPEAKER (-)	YELLOW	At Radio Harness Or Speaker	
RIGHT REAR SPEAKER (+)	DK.BLUE	At Radio Harness Or Speaker	
RIGHT REAR SPEAKER (-)	LT.BLUE	At Radio Harness Or Speaker	
FRONT SPEAKERS SIZE	REAR SPEAKERS SIZE	AMP LOCATION	NOTES
4x6"	6x9"		
RADIO DASH KIT OPTIONS		RADIO WIRE HARNESS OPTIONS	ANTENNA ADAPTER OPTIONS
METRA 99-4544, SCOSCHE GM1508B		METRA 70-1858, SCOSCHE GM02	METRA 40-GM10, SCOSCHE MDA-1B
Please verify all part numbers before ordering.			

ALARM REMOTE START WIRING

WIRE	COLOR	LOCATION
12V CONSTANT WIRE	RED	Ignition harness
STARTER WIRE	YELLOW	Ignition harness
IGNITION WIRE	PINK	Ignition harness
SECOND IGNITION WIRE	PURPLE	Ignition harness
ACCESSORY WIRE	ORANGE	Ignition harness
POWER DOOR LOCK (+)	LT. BLUE	Harness In Driver's Kick Panel
POWER DOOR UNLOCK (+)	WHITE (if vehicle has OEM keyless entry) or BLACK (if vehicle does not have OEM keyless entry)	Harness In Driver's Kick Panel
PARKING LIGHTS (+)	BROWN	Light Switch Or Harness In Driver's Kick Panel
DOOR TRIGGER (-)	BLUE	Light Switch Or Harness In Driver's Kick Panel
TRUNK RELEASE (+)	BLACK/WHITE	At Trunk Release Switch
TACHOMETER WIRE	PURPLE/WHITE or WHITE	Ignition coil
BRAKE WIRE (+)	WHITE	Harness In Driver's Kick Panel Or Brake Pedal Switch
HORN TRIGGER (-)	BLACK	Harness At Steering column
LEFT FRONT WINDOW UP	DARK BLUE	At Motor Inside Driver's Door
LEFT FRONT WINDOW DOWN	BROWN	At Motor Inside Driver's Door
RIGHT FRONT WINDOW UP	LIGHT BLUE	Harness In Driver's Kick Panel From Driver Door
RIGHT FRONT WINDOW DOWN	TAN	Harness In Driver's Kick Panel From Driver Door
LEFT REAR WINDOW UP	DARK GREEN	Harness In Driver's Kick Panel From Driver Door
LEFT REAR WINDOW DOWN	PURPLE/WHITE	Harness In Driver's Kick Panel From Driver Door
RIGHT REAR WINDOW UP	LIGHT GREEN	Harness In Driver's Kick Panel From Driver Door
RIGHT REAR WINDOW DOWN	PURPLE/WHITE	Harness In Driver's Kick Panel From Driver Door

INTERFACE	PART NUMBER	NOTES
VATS Bypass	Relay and resistor (Resistor value varies.) DEI 652T resistor pack contains all possible resistors. Refer to TechDoc 3739	Required when installing a remote start system

Please verify all part numbers before ordering.

AUDIO WIRING			
WIRE	COLOR	LOCATION	NOTES
RADIO 12V	ORANGE	At Radio Harness	
12V SWITCHED	YELLOW	At Radio Harness	
RADIO GROUND	BLACK	At Radio Harness	
ILLUMINATION (+)	GRAY	At Radio Harness	
LEFT FRONT SPEAKER (+)	TAN	At Radio Harness Or Speaker	
LEFT FRONT SPEAKER (-)	GRAY	At Radio Harness Or Speaker	
RIGHT FRONT SPEAKER (+)	LT.GREEN	At Radio Harness Or Speaker	
RIGHT FRONT SPEAKER (-)	DK.GREEN	At Radio Harness Or Speaker	
LEFT REAR SPEAKER (+)	BROWN	At Radio Harness Or Speaker	
LEFT REAR SPEAKER (-)	YELLOW	At Radio Harness Or Speaker	
RIGHT REAR SPEAKER (+)	DK.BLUE	At Radio Harness Or Speaker	
RIGHT REAR SPEAKER (-)	LT.BLUE	At Radio Harness Or Speaker	
FRONT SPEAKERS SIZE	REAR SPEAKERS SIZE	AMP LOCATION	NOTES
5.25"	6x9"		
RADIO DASH KIT OPTIONS		RADIO WIRE HARNESS OPTIONS	ANTENNA ADAPTER OPTIONS
METRA 99-4000, SCOSCHE GM1589B		METRA 70-1858, SCOSCHE GM02	METRA 40-GM10, SCOSCHE MDA-1B
Please verify all part numbers before ordering.			

ALARM REMOTE START WIRING

WIRE	COLOR	LOCATION
12V CONSTANT WIRE	RED	Ignition harness
STARTER WIRE	YELLOW	Ignition harness
IGNITION WIRE	PINK	Ignition harness
SECOND IGNITION WIRE	PURPLE	Ignition harness
ACCESSORY WIRE	ORANGE	Ignition harness
POWER DOOR LOCK (+)	LT. BLUE	Harness In Driver's Kick Panel
POWER DOOR UNLOCK (+)	WHITE	Harness In Driver's Kick Panel
PARKING LIGHTS (+)	BROWN	Light Switch Or Harness In Driver's Kick Panel
DOOR TRIGGER (-)	BLUE	Light Switch Or Harness In Driver's Kick Panel
TRUNK TRIGGER (-)	RED/BLACK	Light In Trunk
TRUNK RELEASE (+)	BLACK/WHITE	At Trunk Release Switch
TACHOMETER WIRE	PURPLE/WHITE or WHITE	Ignition coil
BRAKE WIRE (+)	WHITE	Harness In Driver's Kick Panel Or Brake Pedal Switch
HORN TRIGGER (-)	BLACK	Harness At Steering column
LEFT FRONT WINDOW UP	DARK BLUE	At Motor Inside Driver's Door
LEFT FRONT WINDOW DOWN	BROWN	At Motor Inside Driver's Door
RIGHT FRONT WINDOW UP	LIGHT BLUE	Harness In Driver's Kick Panel From Driver Door
RIGHT FRONT WINDOW DOWN	TAN	Harness In Driver's Kick Panel From Driver Door
LEFT REAR WINDOW UP	DARK GREEN	Harness In Driver's Kick Panel From Driver Door
LEFT REAR WINDOW DOWN	PURPLE	Harness In Driver's Kick Panel From Driver Door
RIGHT REAR WINDOW UP	LIGHT GREEN	Harness In Driver's Kick Panel From Driver Door
RIGHT REAR WINDOW DOWN	PURPLE	Harness In Driver's Kick Panel From Driver Door

INTERFACE	PART NUMBER	NOTES
VATS Bypass	Relay and resistor (Resistor value varies.) DEI 652T resistor pack contains all possible resistors. Refer to TechDoc 3739	Required when installing a remote start system

Please verify all part numbers before ordering.

AUDIO WIRING			
WIRE	COLOR	LOCATION	NOTES
RADIO 12V	ORANGE	At Radio Harness	
12V SWITCHED	YELLOW	At Radio Harness	
RADIO GROUND	BLACK	At Radio Harness	
ILLUMINATION (+)	GRAY	At Radio Harness	
LEFT FRONT SPEAKER (+)	TAN	At Radio Harness Or Speaker	
LEFT FRONT SPEAKER (-)	GRAY	At Radio Harness Or Speaker	
RIGHT FRONT SPEAKER (+)	LT.GREEN	At Radio Harness Or Speaker	
RIGHT FRONT SPEAKER (-)	DK.GREEN	At Radio Harness Or Speaker	
LEFT REAR SPEAKER (+)	BROWN	At Radio Harness Or Speaker	
LEFT REAR SPEAKER (-)	YELLOW	At Radio Harness Or Speaker	
RIGHT REAR SPEAKER (+)	DK.BLUE	At Radio Harness Or Speaker	
RIGHT REAR SPEAKER (-)	LT.BLUE	At Radio Harness Or Speaker	
FRONT SPEAKERS SIZE	REAR SPEAKERS SIZE	AMP LOCATION	NOTES
5.25"	6x9"		
RADIO DASH KIT OPTIONS		RADIO WIRE HARNESS OPTIONS	ANTENNA ADAPTER OPTIONS
METRA 99-4000, SCOSCHE GM1589B		METRA 70-1858, SCOSCHE GM02	METRA 40-GM10, SCOSCHE MDA-1B
Please verify all part numbers before ordering.			

ALARM REMOTE START WIRING

WIRE	COLOR	LOCATION
12V CONSTANT WIRE	RED	Ignition harness
STARTER WIRE	YELLOW	Ignition harness
IGNITION WIRE	PINK	Ignition harness
SECOND IGNITION WIRE	PURPLE	Ignition harness
ACCESSORY WIRE	ORANGE	Ignition harness
POWER DOOR LOCK (+)	LT. BLUE	Harness In Driver's Kick Panel
POWER DOOR UNLOCK (+)	WHITE	Harness In Driver's Kick Panel
PARKING LIGHTS (+)	BROWN	Light Switch Or Harness In Driver's Kick Panel
DOOR TRIGGER (-)	BLUE	Light Switch Or Harness In Driver's Kick Panel
TRUNK TRIGGER (-)	RED/BLACK	Light In Trunk
TRUNK RELEASE (+)	BLACK/WHITE	At Trunk Release Switch
TACHOMETER WIRE	PURPLE/WHITE or WHITE	Ignition coil
BRAKE WIRE (+)	WHITE	Harness In Driver's Kick Panel Or Brake Pedal Switch
HORN TRIGGER (-)	BLACK	Harness At Steering column
LEFT FRONT WINDOW UP	DARK BLUE	At Motor Inside Driver's Door
LEFT FRONT WINDOW DOWN	BROWN	At Motor Inside Driver's Door
RIGHT FRONT WINDOW UP	LIGHT BLUE	Harness In Driver's Kick Panel From Driver Door
RIGHT FRONT WINDOW DOWN	TAN	Harness In Driver's Kick Panel From Driver Door
LEFT REAR WINDOW UP	DARK GREEN	Harness In Driver's Kick Panel From Driver Door
LEFT REAR WINDOW DOWN	PURPLE	Harness In Driver's Kick Panel From Driver Door
RIGHT REAR WINDOW UP	LIGHT GREEN	Harness In Driver's Kick Panel From Driver Door
RIGHT REAR WINDOW DOWN	PURPLE	Harness In Driver's Kick Panel From Driver Door

INTERFACE	PART NUMBER	NOTES
VATS Bypass	Relay and resistor (Resistor value varies.) DEI 652T resistor pack contains all possible resistors. Refer to TechDoc 3739	Required when installing a remote start system

Please verify all part numbers before ordering.

AUDIO WIRING			
WIRE	COLOR	LOCATION	NOTES
RADIO 12V	ORANGE	At Radio Harness	
12V SWITCHED	YELLOW	At Radio Harness	
RADIO GROUND	BLACK	At Radio Harness	
ILLUMINATION (+)	GRAY	At Radio Harness	
LEFT FRONT SPEAKER (+)	TAN	At Radio Harness Or Speaker	
LEFT FRONT SPEAKER (-)	GRAY	At Radio Harness Or Speaker	
RIGHT FRONT SPEAKER (+)	LT.GREEN	At Radio Harness Or Speaker	
RIGHT FRONT SPEAKER (-)	DK.GREEN	At Radio Harness Or Speaker	
LEFT REAR SPEAKER (+)	BROWN	At Radio Harness Or Speaker	
LEFT REAR SPEAKER (-)	YELLOW	At Radio Harness Or Speaker	
RIGHT REAR SPEAKER (+)	DK.BLUE	At Radio Harness Or Speaker	
RIGHT REAR SPEAKER (-)	LT.BLUE	At Radio Harness Or Speaker	
FRONT SPEAKERS SIZE	REAR SPEAKERS SIZE	AMP LOCATION	NOTES
5.25"	6x9"		
RADIO DASH KIT OPTIONS		RADIO WIRE HARNESS OPTIONS	ANTENNA ADAPTER OPTIONS
METRA 99-4000, SCOSCHE GM1589B		METRA 70-1858, SCOSCHE GM02	METRA 40-GM10, SCOSCHE MDA-1B
Please verify all part numbers before ordering.			

ALARM REMOTE START WIRING

WIRE	COLOR	LOCATION
12V CONSTANT WIRE	RED	Ignition harness
STARTER WIRE	YELLOW	Ignition harness
IGNITION WIRE	PINK	Ignition harness
SECOND IGNITION WIRE	WHITE	Ignition harness
ACCESSORY WIRE	ORANGE	Ignition harness
POWER DOOR LOCK (-)	LT. BLUE	Harness In Driver's Kick Panel
POWER DOOR UNLOCK (-)	WHITE	Harness In Driver's Kick Panel
PARKING LIGHTS (+)	BROWN	Headlight switch
DRIVER DOOR TRIGGER (-)	TAN	Harness In Driver's Kick Panel And
PASSENGER DOORS TRIGGER (-)	DK.BLUE	Harness In Passenger's Kick Panel
TRUNK RELEASE (+)	BLACK/WHITE	At Trunk Release Switch
TRUNK TRIGGER (-)	RED/BLACK	At Light In Trunk
FACTORY ALARM ARM	Arms with lock with a door open	
FACTORY ALARM DISARM (-)	ORANGE/BLACK	Harness In Driver's Kick Panel
TACHOMETER WIRE	PURPLE/WHITE	ECM In Engine Bay
BRAKE WIRE (+)	WHITE	Harness In Driver's Kick Panel Or Brake Pedal Switch
HORN TRIGGER (-)	BLACK	Harness At Steering column
LEFT FRONT WINDOW UP	DARK BLUE	At Motor Inside Driver's Door
LEFT FRONT WINDOW DOWN	BROWN	At Motor Inside Driver's Door
RIGHT FRONT WINDOW UP	LIGHT BLUE	Harness In Driver's Kick Panel From Driver Door
RIGHT FRONT WINDOW DOWN	TAN	Harness In Driver's Kick Panel From Driver Door
LEFT REAR WINDOW UP	DARK GREEN	Harness In Driver's Kick Panel From Driver Door
LEFT REAR WINDOW DOWN	PURPLE	Harness In Driver's Kick Panel From Driver Door
RIGHT REAR WINDOW UP	LIGHT GREEN	Harness In Driver's Kick Panel From Driver Door
RIGHT REAR WINDOW DOWN	PURPLE	Harness In Driver's Kick Panel From Driver Door

INTERFACE	PART NUMBER	NOTES
VATS Bypass	Relay and resistor (Resistor value varies.) DEI 652T resistor pack contains all possible resistors. Refer to TechDoc 3739	Required when installing a remote start system

Please verify all part numbers before ordering.

AUDIO WIRING			
WIRE	COLOR	LOCATION	NOTES
RADIO 12V	ORANGE	At Radio Harness	
12V SWITCHED	YELLOW	At Radio Harness	
RADIO GROUND	BLACK	At Radio Harness	
ILLUMINATION (+)	GRAY	At Radio Harness	
LEFT FRONT SPEAKER (+)	TAN	At Radio Harness Or Speaker	
LEFT FRONT SPEAKER (-)	GRAY	At Radio Harness Or Speaker	
RIGHT FRONT SPEAKER (+)	LT.GREEN	At Radio Harness Or Speaker	
RIGHT FRONT SPEAKER (-)	DK.GREEN	At Radio Harness Or Speaker	
LEFT REAR SPEAKER (+)	BROWN	At Radio Harness Or Speaker	
LEFT REAR SPEAKER (-)	YELLOW	At Radio Harness Or Speaker	
RIGHT REAR SPEAKER (+)	DK.BLUE	At Radio Harness Or Speaker	
RIGHT REAR SPEAKER (-)	LT.BLUE	At Radio Harness Or Speaker	
FRONT SPEAKERS SIZE	REAR SPEAKERS SIZE	AMP LOCATION	NOTES
5.25"	6x9"		
RADIO DASH KIT OPTIONS	RADIO WIRE HARNESS OPTIONS	ANTENNA ADAPTER OPTIONS	
METRA 99-4000, SCOSCHE GM1589B	METRA 70-1858, SCOSCHE GM02	METRA 40-GM10, SCOSCHE MDA-1B	
Please verify all part numbers before ordering.			

ALARM REMOTE START WIRING

WIRE	COLOR	LOCATION
12V CONSTANT WIRE	RED	Ignition harness
STARTER WIRE	YELLOW	Ignition harness
IGNITION WIRE	PINK	Ignition harness
SECOND IGNITION WIRE	WHITE	Ignition harness
ACCESSORY WIRE	ORANGE	Ignition harness
POWER DOOR LOCK (-)	LT. BLUE	Harness In Driver's Kick Panel
POWER DOOR UNLOCK (-)	WHITE	Harness In Driver's Kick Panel
PARKING LIGHTS (+)	BROWN	Headlight switch
DRIVER DOOR TRIGGER (-)	TAN	Harness In Driver's Kick Panel And
PASSENGER DOORS TRIGGER (-)	DK.BLUE	Harness In Passenger's Kick Panel
TRUNK RELEASE (+)	BLACK/WHITE	At Trunk Release Switch
TRUNK TRIGGER (-)	RED/BLACK	At Light In Trunk
FACTORY ALARM ARM	Arms with lock with a door open	
FACTORY ALARM DISARM (-)	ORANGE/BLACK	Harness In Driver's Kick Panel
TACHOMETER WIRE	PURPLE/WHITE	ECM In Engine Bay
BRAKE WIRE (+)	WHITE	Brake Pedal Switch
HORN TRIGGER (-)	BLACK	Harness At Steering column
LEFT FRONT WINDOW UP	DARK BLUE	At Motor Inside Driver's Door
LEFT FRONT WINDOW DOWN	BROWN	At Motor Inside Driver's Door
RIGHT FRONT WINDOW UP	LIGHT BLUE	Harness In Driver's Kick Panel From Driver Door
RIGHT FRONT WINDOW DOWN	TAN	Harness In Driver's Kick Panel From Driver Door
LEFT REAR WINDOW UP	DARK GREEN	Harness In Driver's Kick Panel From Driver Door
LEFT REAR WINDOW DOWN	PURPLE	Harness In Driver's Kick Panel From Driver Door
RIGHT REAR WINDOW UP	LIGHT GREEN	Harness In Driver's Kick Panel From Driver Door
RIGHT REAR WINDOW DOWN	PURPLE	Harness In Driver's Kick Panel From Driver Door

INTERFACE	PART NUMBER	NOTES
None required	N/A	N/A

Please verify all part numbers before ordering.

AUDIO WIRING			
WIRE	COLOR	LOCATION	NOTES
RADIO 12V	ORANGE	At Radio Harness	
12V SWITCHED	YELLOW	At Radio Harness	
RADIO GROUND	BLACK	At Radio Harness	
ILLUMINATION (+)	GRAY	At Radio Harness	
LEFT FRONT SPEAKER (+)	TAN	At Radio Harness Or Speaker	
LEFT FRONT SPEAKER (-)	GRAY	At Radio Harness Or Speaker	
RIGHT FRONT SPEAKER (+)	LT.GREEN	At Radio Harness Or Speaker	
RIGHT FRONT SPEAKER (-)	DK.GREEN	At Radio Harness Or Speaker	
LEFT REAR SPEAKER (+)	BROWN	At Radio Harness Or Speaker	
LEFT REAR SPEAKER (-)	YELLOW	At Radio Harness Or Speaker	
RIGHT REAR SPEAKER (+)	DK.BLUE	At Radio Harness Or Speaker	
RIGHT REAR SPEAKER (-)	LT.BLUE	At Radio Harness Or Speaker	
FRONT SPEAKERS SIZE	REAR SPEAKERS SIZE	AMP LOCATION	NOTES
5.25"	6x9"		
RADIO DASH KIT OPTIONS		RADIO WIRE HARNESS OPTIONS	ANTENNA ADAPTER OPTIONS
METRA 99-4000, SCOSCHE GM1589B		METRA 70-1858, SCOSCHE GM02	METRA 40-GM10, SCOSCHE MDA-1B
Please verify all part numbers before ordering.			

ALARM REMOTE START WIRING

WIRE	COLOR	LOCATION
12V CONSTANT WIRE	RED	Ignition harness
STARTER WIRE	YELLOW	Ignition harness
IGNITION WIRE	PINK	Ignition harness
SECOND IGNITION WIRE	WHITE	Ignition harness
ACCESSORY WIRE	ORANGE	Ignition harness
POWER DOOR LOCK (-)	LT. BLUE	Harness In Driver's Kick Panel
POWER DOOR UNLOCK (-)	WHITE	Harness In Driver's Kick Panel
PARKING LIGHTS (+)	BROWN	Headlight switch
DRIVER DOOR TRIGGER (-)	TAN	Harness In Driver's Kick Panel And
PASSENGER DOORS TRIGGER (-)	DK.BLUE	Harness In Passenger's Kick Panel
TRUNK RELEASE (+)	BLACK/WHITE	At Trunk Release Switch
TRUNK TRIGGER (-)	RED/BLACK	At Light In Trunk
FACTORY ALARM ARM	Arms with lock with a door open	
FACTORY ALARM DISARM (-)	ORANGE/BLACK	Harness In Driver's Kick Panel
TACHOMETER WIRE	PURPLE/WHITE	ECM In Engine Bay
BRAKE WIRE (+)	WHITE	Brake Pedal Switch
HORN TRIGGER (-)	BLACK	Harness At Steering column
LEFT FRONT WINDOW UP	DARK BLUE	At Motor Inside Driver's Door
LEFT FRONT WINDOW DOWN	BROWN	At Motor Inside Driver's Door
RIGHT FRONT WINDOW UP	LIGHT BLUE	Harness In Driver's Kick Panel From Driver Door
RIGHT FRONT WINDOW DOWN	TAN	Harness In Driver's Kick Panel From Driver Door
LEFT REAR WINDOW UP	DARK GREEN	Harness In Driver's Kick Panel From Driver Door
LEFT REAR WINDOW DOWN	PURPLE	Harness In Driver's Kick Panel From Driver Door
RIGHT REAR WINDOW UP	LIGHT GREEN	Harness In Driver's Kick Panel From Driver Door
RIGHT REAR WINDOW DOWN	PURPLE	Harness In Driver's Kick Panel From Driver Door

INTERFACE	PART NUMBER	NOTES
None required	N/A	N/A

Please verify all part numbers before ordering.

AUDIO WIRING			
WIRE	COLOR	LOCATION	NOTES
RADIO 12V	ORANGE	At Radio Harness	
12V SWITCHED	YELLOW	At Radio Harness	
RADIO GROUND	BLACK	At Radio Harness	
ILLUMINATION (+)	GRAY	At Radio Harness	
LEFT FRONT SPEAKER (+)	TAN	At Radio Harness Or Speaker	
LEFT FRONT SPEAKER (-)	GRAY	At Radio Harness Or Speaker	
RIGHT FRONT SPEAKER (+)	LT.GREEN	At Radio Harness Or Speaker	
RIGHT FRONT SPEAKER (-)	DK.GREEN	At Radio Harness Or Speaker	
LEFT REAR SPEAKER (+)	BROWN	At Radio Harness Or Speaker	
LEFT REAR SPEAKER (-)	YELLOW	At Radio Harness Or Speaker	
RIGHT REAR SPEAKER (+)	DK.BLUE	At Radio Harness Or Speaker	
RIGHT REAR SPEAKER (-)	LT.BLUE	At Radio Harness Or Speaker	
FRONT SPEAKERS SIZE	REAR SPEAKERS SIZE	AMP LOCATION	NOTES
5.25"	6x9"		
RADIO DASH KIT OPTIONS		RADIO WIRE HARNESS OPTIONS	ANTENNA ADAPTER OPTIONS
METRA 99-4000, SCOSCHE GM1589B		METRA 70-1858, SCOSCHE GM02	METRA 40-GM10, SCOSCHE MDA-1B
Please verify all part numbers before ordering.			

ALARM REMOTE START WIRING

WIRE	COLOR	LOCATION
12V CONSTANT WIRE	RED	Ignition harness
STARTER WIRE	YELLOW	Ignition harness
IGNITION WIRE	PINK	Ignition harness
SECOND IGNITION WIRE	WHITE	Ignition harness
ACCESSORY WIRE	ORANGE	Ignition harness
POWER DOOR LOCK (-)	LT. BLUE	Harness In Driver's Kick Panel
POWER DOOR UNLOCK (-)	WHITE	Harness In Driver's Kick Panel
PARKING LIGHTS (+)	BROWN	Headlight switch
DRIVER DOOR TRIGGER (-)	TAN	Harness In Driver's Kick Panel And
PASSENGER DOORS TRIGGER (-)	DK.BLUE	Harness In Passenger's Kick Panel
TRUNK RELEASE (+)	BLACK/WHITE	At Trunk Release Switch
TRUNK TRIGGER (-)	RED/BLACK	At Light In Trunk
FACTORY ALARM ARM	Arms with lock with a door open	
FACTORY ALARM DISARM (-)	ORANGE/BLACK	Harness In Driver's Kick Panel
TACHOMETER WIRE	PURPLE/WHITE	ECM In Engine Bay
BRAKE WIRE (+)	WHITE	Harness In Driver's Kick Panel Or Brake Pedal Switch
HORN TRIGGER (-)	BLACK	Harness At Steering column
LEFT FRONT WINDOW UP	DARK BLUE	At Motor Inside Driver's Door
LEFT FRONT WINDOW DOWN	BROWN	At Motor Inside Driver's Door
RIGHT FRONT WINDOW UP	LIGHT BLUE	Harness In Driver's Kick Panel From Driver Door
RIGHT FRONT WINDOW DOWN	TAN	Harness In Driver's Kick Panel From Driver Door
LEFT REAR WINDOW UP	DARK GREEN	Harness In Driver's Kick Panel From Driver Door
LEFT REAR WINDOW DOWN	PURPLE	Harness In Driver's Kick Panel From Driver Door
RIGHT REAR WINDOW UP	LIGHT GREEN	Harness In Driver's Kick Panel From Driver Door
RIGHT REAR WINDOW DOWN	PURPLE	Harness In Driver's Kick Panel From Driver Door

INTERFACE	PART NUMBER	NOTES
Passkey III Immobilizer Bypass Module	DEI 556UW or DEI 556GW	Required when installing a remote start system.

Please verify all part numbers before ordering.

AUDIO WIRING			
WIRE	COLOR	LOCATION	NOTES
RADIO 12V	ORANGE	At Radio Harness	
12V SWITCHED	YELLOW	At Radio Harness	
RADIO GROUND	BLACK	At Radio Harness	
ILLUMINATION (+)	GRAY	At Radio Harness	
LEFT FRONT SPEAKER (+)	TAN	At Radio Harness Or Speaker	
LEFT FRONT SPEAKER (-)	GRAY	At Radio Harness Or Speaker	
RIGHT FRONT SPEAKER (+)	LT.GREEN	At Radio Harness Or Speaker	
RIGHT FRONT SPEAKER (-)	DK.GREEN	At Radio Harness Or Speaker	
LEFT REAR SPEAKER (+)	BROWN	At Radio Harness Or Speaker	
LEFT REAR SPEAKER (-)	YELLOW	At Radio Harness Or Speaker	
RIGHT REAR SPEAKER (+)	DK.BLUE	At Radio Harness Or Speaker	
RIGHT REAR SPEAKER (-)	LT.BLUE	At Radio Harness Or Speaker	
FRONT SPEAKERS SIZE	REAR SPEAKERS SIZE	AMP LOCATION	NOTES
5.25"	6x9"		
RADIO DASH KIT OPTIONS		RADIO WIRE HARNESS OPTIONS	ANTENNA ADAPTER OPTIONS
METRA 99-4000, SCOSCHE GM1589B		METRA 70-1858, SCOSCHE GM02	METRA 40-GM10, SCOSCHE MDA-1B
Please verify all part numbers before ordering.			

ALARM REMOTE START WIRING

WIRE	COLOR	LOCATION
12V CONSTANT WIRE	RED	Ignition harness
STARTER WIRE	YELLOW	Ignition harness
IGNITION WIRE	PINK	Ignition harness
SECOND IGNITION WIRE	WHITE	Ignition harness
ACCESSORY WIRE	ORANGE	Ignition harness
POWER DOOR LOCK (-)	LT. BLUE	Harness In Driver's Kick Panel
POWER DOOR UNLOCK (-)	WHITE	Harness In Driver's Kick Panel
PARKING LIGHTS (+)	BROWN	Headlight switch
DRIVER DOOR TRIGGER (-)	TAN	Harness In Driver's Kick Panel And
PASSENGER DOORS TRIGGER (-)	DK.BLUE	Harness In Passenger's Kick Panel
TRUNK RELEASE (+)	BLACK/WHITE	At Trunk Release Switch
TRUNK TRIGGER (-)	RED/BLACK	At Light In Trunk
FACTORY ALARM ARM	Arms with lock with a door open	
FACTORY ALARM DISARM (-)	ORANGE/BLACK	Harness In Driver's Kick Panel
TACHOMETER WIRE	PURPLE/WHITE	ECM In Engine Bay
BRAKE WIRE (+)	WHITE	Harness In Driver's Kick Panel Or Brake Pedal Switch
HORN TRIGGER (-)	BLACK	Harness At Steering column
LEFT FRONT WINDOW UP	DARK BLUE	At Motor Inside Driver's Door
LEFT FRONT WINDOW DOWN	BROWN	At Motor Inside Driver's Door
RIGHT FRONT WINDOW UP	LIGHT BLUE	Harness In Driver's Kick Panel From Driver Door
RIGHT FRONT WINDOW DOWN	TAN	Harness In Driver's Kick Panel From Driver Door
LEFT REAR WINDOW UP	DARK GREEN	Harness In Driver's Kick Panel From Driver Door
LEFT REAR WINDOW DOWN	PURPLE	Harness In Driver's Kick Panel From Driver Door
RIGHT REAR WINDOW UP	LIGHT GREEN	Harness In Driver's Kick Panel From Driver Door
RIGHT REAR WINDOW DOWN	PURPLE	Harness In Driver's Kick Panel From Driver Door

INTERFACE	PART NUMBER	NOTES
Passkey III Immobilizer Bypass Module	DEI 556UW or DEI 556GW	Required when installing a remote start system.

Please verify all part numbers before ordering.

AUDIO WIRING			
WIRE	COLOR	LOCATION	NOTES
RADIO 12V	ORANGE	At Radio Harness	
12V SWITCHED	YELLOW	At Radio Harness	
RADIO GROUND	BLACK	At Radio Harness	
ILLUMINATION (+)	GRAY	At Radio Harness	
LEFT FRONT SPEAKER (+)	TAN	At Radio Harness Or Speaker	
LEFT FRONT SPEAKER (-)	GRAY	At Radio Harness Or Speaker	
RIGHT FRONT SPEAKER (+)	LT.GREEN	At Radio Harness Or Speaker	
RIGHT FRONT SPEAKER (-)	DK.GREEN	At Radio Harness Or Speaker	
LEFT REAR SPEAKER (+)	BROWN	At Radio Harness Or Speaker	
LEFT REAR SPEAKER (-)	YELLOW	At Radio Harness Or Speaker	
RIGHT REAR SPEAKER (+)	DK.BLUE	At Radio Harness Or Speaker	
RIGHT REAR SPEAKER (-)	LT.BLUE	At Radio Harness Or Speaker	
FRONT SPEAKERS SIZE	REAR SPEAKERS SIZE	AMP LOCATION	NOTES
5.25"	6x9"		
RADIO DASH KIT OPTIONS		RADIO WIRE HARNESS OPTIONS	ANTENNA ADAPTER OPTIONS
METRA 99-4000, SCOSCHE GM1589B		METRA 70-1858, SCOSCHE GM02	METRA 40-GM10, SCOSCHE MDA-1B
Please verify all part numbers before ordering.			

ALARM REMOTE START WIRING

WIRE	COLOR	LOCATION
12V CONSTANT WIRE	RED	Ignition harness
STARTER WIRE	YELLOW	Ignition harness
IGNITION WIRE	PINK	Ignition harness
SECOND IGNITION WIRE	WHITE	Ignition harness
ACCESSORY WIRE	ORANGE	Ignition harness
POWER DOOR LOCK (-)	LT. BLUE	Harness In Driver's Kick Panel
POWER DOOR UNLOCK (-)	WHITE	Harness In Driver's Kick Panel
PARKING LIGHTS (+)	BROWN	Headlight switch
DRIVER DOOR TRIGGER (-)	TAN	Harness In Driver's Kick Panel And
PASSENGER DOORS TRIGGER (-)	DK.BLUE	Harness In Passenger's Kick Panel
TRUNK RELEASE (+)	BLACK/WHITE	At Trunk Release Switch
TRUNK TRIGGER (-)	RED/BLACK	At Light In Trunk
FACTORY ALARM ARM	Arms with lock with a door open	
FACTORY ALARM DISARM (-)	ORANGE/BLACK	Harness In Driver's Kick Panel
TACHOMETER WIRE	PURPLE/WHITE	ECM In Engine Bay
BRAKE WIRE (+)	WHITE	Harness In Driver's Kick Panel Or Brake Pedal Switch
HORN TRIGGER (-)	BLACK	Harness At Steering column
LEFT FRONT WINDOW UP	DARK BLUE	At Motor Inside Driver's Door
LEFT FRONT WINDOW DOWN	BROWN	At Motor Inside Driver's Door
RIGHT FRONT WINDOW UP	LIGHT BLUE	Harness In Driver's Kick Panel From Driver Door
RIGHT FRONT WINDOW DOWN	TAN	Harness In Driver's Kick Panel From Driver Door
LEFT REAR WINDOW UP	DARK GREEN	Harness In Driver's Kick Panel From Driver Door
LEFT REAR WINDOW DOWN	PURPLE	Harness In Driver's Kick Panel From Driver Door
RIGHT REAR WINDOW UP	LIGHT GREEN	Harness In Driver's Kick Panel From Driver Door
RIGHT REAR WINDOW DOWN	PURPLE	Harness In Driver's Kick Panel From Driver Door

INTERFACE	PART NUMBER	NOTES
Passkey III Immobilizer Bypass Module	DEI 556UW or DEI 556GW	Required when installing a remote start system.

Please verify all part numbers before ordering.

AUDIO WIRING			
WIRE	COLOR	LOCATION	NOTES
RADIO 12V	ORANGE	At Radio Harness	
12V SWITCHED	YELLOW	At Radio Harness	
RADIO GROUND	BLACK	At Radio Harness	
ILLUMINATION (+)	GRAY	At Radio Harness	
LEFT FRONT SPEAKER (+)	TAN	At Radio Harness Or Speaker	
LEFT FRONT SPEAKER (-)	GRAY	At Radio Harness Or Speaker	
RIGHT FRONT SPEAKER (+)	LT.GREEN	At Radio Harness Or Speaker	
RIGHT FRONT SPEAKER (-)	DK.GREEN	At Radio Harness Or Speaker	
LEFT REAR SPEAKER (+)	BROWN	At Radio Harness Or Speaker	
LEFT REAR SPEAKER (-)	YELLOW	At Radio Harness Or Speaker	
RIGHT REAR SPEAKER (+)	DK.BLUE	At Radio Harness Or Speaker	
RIGHT REAR SPEAKER (-)	LT.BLUE	At Radio Harness Or Speaker	
FRONT SPEAKERS SIZE	REAR SPEAKERS SIZE	AMP LOCATION	NOTES
5.25"	6x9"		
RADIO DASH KIT OPTIONS		RADIO WIRE HARNESS OPTIONS	ANTENNA ADAPTER OPTIONS
METRA 99-4000, SCOSCHE GM1589B		METRA 70-1858, SCOSCHE GM02	METRA 40-GM10, SCOSCHE MDA-1B
Please verify all part numbers before ordering.			

ALARM REMOTE START WIRING

WIRE	COLOR	LOCATION
12V CONSTANT WIRE	RED	Ignition harness
STARTER WIRE	YELLOW	Ignition harness
IGNITION WIRE	PINK	Ignition harness
SECOND IGNITION WIRE	WHITE	Ignition harness
ACCESSORY WIRE	ORANGE	Ignition harness
POWER DOOR LOCK (-)	LT. BLUE	Harness In Driver's Kick Panel
POWER DOOR UNLOCK (-)	WHITE	Harness In Driver's Kick Panel
PARKING LIGHTS (+)	BROWN	Headlight switch
DRIVER DOOR TRIGGER (-)	TAN	Harness In Driver's Kick Panel And
PASSENGER DOORS TRIGGER (-)	DK.BLUE	Harness In Passenger's Kick Panel
TRUNK RELEASE (+)	BLACK/WHITE	At Trunk Release Switch
TRUNK TRIGGER (-)	RED/BLACK	At Light In Trunk
FACTORY ALARM ARM	Arms with lock with a door open	
FACTORY ALARM DISARM (-)	ORANGE/BLACK	Harness In Driver's Kick Panel
TACHOMETER WIRE	PURPLE/WHITE	ECM In Engine Bay
BRAKE WIRE (+)	WHITE	Harness In Driver's Kick Panel Or Brake Pedal Switch
HORN TRIGGER (-)	BLACK	Harness At Steering column
LEFT FRONT WINDOW UP	DARK BLUE	At Motor Inside Driver's Door
LEFT FRONT WINDOW DOWN	BROWN	At Motor Inside Driver's Door
RIGHT FRONT WINDOW UP	LIGHT BLUE	Harness In Driver's Kick Panel From Driver Door
RIGHT FRONT WINDOW DOWN	TAN	Harness In Driver's Kick Panel From Driver Door
LEFT REAR WINDOW UP	DARK GREEN	Harness In Driver's Kick Panel From Driver Door
LEFT REAR WINDOW DOWN	PURPLE	Harness In Driver's Kick Panel From Driver Door
RIGHT REAR WINDOW UP	LIGHT GREEN	Harness In Driver's Kick Panel From Driver Door
RIGHT REAR WINDOW DOWN	PURPLE	Harness In Driver's Kick Panel From Driver Door

INTERFACE	PART NUMBER	NOTES
Passkey III Immobilizer Bypass Module	DEI 556UW or DEI 556GW	Required when installing a remote start system.




Please verify all part numbers before ordering.

AUDIO WIRING			
WIRE	COLOR	LOCATION	NOTES
RADIO 12V	ORANGE	At Radio Harness	
12V SWITCHED	YELLOW	At Radio Harness	
RADIO GROUND	BLACK	At Radio Harness	
ILLUMINATION (+)	GRAY	At Radio Harness	
LEFT FRONT SPEAKER (+)	TAN	At Radio Harness Or Speaker	
LEFT FRONT SPEAKER (-)	GRAY	At Radio Harness Or Speaker	
RIGHT FRONT SPEAKER (+)	LT.GREEN	At Radio Harness Or Speaker	
RIGHT FRONT SPEAKER (-)	DK.GREEN	At Radio Harness Or Speaker	
LEFT REAR SPEAKER (+)	BROWN	At Radio Harness Or Speaker	
LEFT REAR SPEAKER (-)	YELLOW	At Radio Harness Or Speaker	
RIGHT REAR SPEAKER (+)	DK.BLUE	At Radio Harness Or Speaker	
RIGHT REAR SPEAKER (-)	LT.BLUE	At Radio Harness Or Speaker	
FRONT SPEAKERS SIZE	REAR SPEAKERS SIZE	AMP LOCATION	NOTES
5.25"	6x9"		
RADIO DASH KIT OPTIONS		RADIO WIRE HARNESS OPTIONS	ANTENNA ADAPTER OPTIONS
METRA 99-4000, SCOSCHE GM1589B		METRA 70-1858, SCOSCHE GM02	METRA 40-GM10, SCOSCHE MDA-1B
Please verify all part numbers before ordering.			

ALARM REMOTE START WIRING		
WIRE	COLOR	LOCATION
12V CONSTANT WIRE	RED	Behind Fuse Box
STARTER WIRE	YELLOW	Ignition harness
IGNITION WIRE	PINK	Ignition harness
Notes: There are two wires that will look and test as the ignition wire. If the correct wire is energized, the key warning chime will turn on when the vehicle is remote started with the key in the ignition cylinder.		
ACCESSORY WIRE	BROWN	Ignition harness
POWER DOOR LOCK (-)	RED/BLACK	Connector C2 At Body Control Module
Notes: Connector C2 At Body Control Module Faces Towards The Driver's Door		
POWER DOOR UNLOCK (-)	ORANGE/BLACK	Connector C2 At Body Control Module
Notes: Connector C2 At Body Control Module Faces Towards The Driver's Door		
PARKING LIGHTS (-)	BROWN/WHITE	Smaller Connector At Body Control Module
LEFT FRONT DOOR TRIGGER (-)	GRAY/BLACK	Connector C2 At Body Control Module
Notes: Connector C2 At Body Control Module Faces Towards The Driver's Door		
RIGHT FRONT DOOR TRIGGER (-)	BLACK/WHITE	
LEFT REAR DOOR TRIGGER (-)	LT.BLUE/BLACK	
RIGHT REAR DOOR TRIGGER (-)	LT.GREEN/BLACK	
TRUNK RELEASE (+)	LIGHT BLUE	
TRUNK TRIGGER (-)	RED/BLACK	
FACTORY ALARM ARM (-)	LIGHT GREEN	
FACTORY ALARM DISARM (-)	PURPLE	
TACHOMETER WIRE	WHITE	Ignition Module On Top Of Engine
BRAKE WIRE (+)	WHITE	Connector C2 At Body Control Module
Notes: Connector C2 At Body Control Module Faces Towards The Driver's Door		
HORN TRIGGER (-)	BROWN	Smaller Connector At Body Control Module
LEFT FRONT WINDOW UP	DARK BLUE	At Motor Inside Driver's Door
LEFT FRONT WINDOW DOWN	BROWN	At Motor Inside Driver's Door
RIGHT FRONT WINDOW UP	LIGHT BLUE	Harness In Driver's Kick Panel From Driver Door
RIGHT FRONT WINDOW DOWN	TAN	
LEFT REAR WINDOW UP	DARK GREEN	
LEFT REAR WINDOW DOWN	PURPLE	
RIGHT REAR WINDOW UP	LIGHT GREEN	
RIGHT REAR WINDOW DOWN	PURPLE	
INTERFACE	PART NUMBER	NOTES
Passkey III Immobilizer Bypass Module	DEI 556UW or DEI 556GW	Required when installing a remote start system.
Please verify all part numbers before ordering.		

Remote starter and security installations should be attempted by experienced security installers only. Information contained is accurate to the best of our knowledge and experience. Information contained is without any representation of warranty. It is the installer's responsibility to test and confirm all circuits with a digital multi-meter. Proper installation remains the responsibility of the installer. CarAlarmPros assumes no liability or responsibility resulting from an improper installation, even in reliance with the information contained in this guide.

ADDITIONAL NOTES



Remote starter and security installations should be attempted by experienced security installers only. Information contained is accurate to the best of our knowledge and experience. Information contained is without any representation of warranty. It is the installer's responsibility to test and confirm all circuits with a digital multi-meter. Proper installation remains the responsibility of the installer. CarAlarmPros assumes no liability or responsibility resulting from an improper installation, even in reliance with the information contained in this guide.




AUDIO WIRING			
WIRE	COLOR	LOCATION	NOTES
RADIO 12V	ORANGE	At Radio Harness	
12V SWITCHED			The radio harness does not provide a switched power source
RADIO GROUND	BLACK/WHITE	At Radio Harness	
ILLUMINATION (+)	GRAY	At Radio Harness	
AMP TURN ON (+)	PINK	At Radio Harness	
LEFT FRONT SPEAKER (+)	TAN	At Radio Harness Or Speaker	
LEFT FRONT SPEAKER (-)	GRAY	At Radio Harness Or Speaker	
RIGHT FRONT SPEAKER (+)	LT.GREEN	At Radio Harness Or Speaker	
RIGHT FRONT SPEAKER (-)	DK.GREEN	At Radio Harness Or Speaker	
LEFT REAR SPEAKER (+)	BROWN	At Radio Harness Or Speaker	
LEFT REAR SPEAKER (-)	YELLOW	At Radio Harness Or Speaker	
RIGHT REAR SPEAKER (+)	DK.BLUE	At Radio Harness Or Speaker	
RIGHT REAR SPEAKER (-)	LT.BLUE	At Radio Harness Or Speaker	
FRONT SPEAKERS SIZE	REAR SPEAKERS SIZE	AMP LOCATION	NOTES
6.5", 1' Tweeter, 3.5" Center	4" Rear Speaker		If equipped, subwoofers are 6x9"
RADIO DASH KIT OPTIONS		RADIO WIRE HARNESS OPTIONS	ANTENNA ADAPTER OPTIONS
METRA 99-3527, SCOSCHE GM1585B		METRA GMOS-01, SCOSCHE DCGM09	METRA 40-GM10, SCOSCHE MDA-1B
Notes: Use METRA GMRC-01 for wiring harness if not equipped with OnStar			
Please verify all part numbers before ordering.			

ALARM REMOTE START WIRING

WIRE	COLOR	LOCATION
12V CONSTANT WIRE	RED	Behind Fuse Box
STARTER WIRE	YELLOW	Ignition harness
IGNITION WIRE	PINK	Ignition harness
Notes: There are two wires that will look and test as the ignition wire. If the correct wire is energized, the key warning chime will turn on when the vehicle is remote started with the key in the ignition cylinder.		
ACCESSORY WIRE	BROWN	Ignition harness
POWER DOOR LOCK (-)	RED/BLACK	Connector C2 At Body Control Module
Notes: Connector C2 At Body Control Module Faces Towards The Driver's Door		
POWER DOOR UNLOCK (-)	ORANGE/BLACK	Connector C2 At Body Control Module
Notes: Connector C2 At Body Control Module Faces Towards The Driver's Door		
PARKING LIGHTS (-)	BROWN/WHITE	Smaller Connector At Body Control Module
LEFT FRONT DOOR TRIGGER (-)	GRAY/BLACK	Connector C2 At Body Control Module
Notes: Connector C2 At Body Control Module Faces Towards The Driver's Door		
RIGHT FRONT DOOR TRIGGER (-)	BLACK/WHITE	
LEFT REAR DOOR TRIGGER (-)	LT.BLUE/BLACK	
RIGHT REAR DOOR TRIGGER (-)	LT.GREEN/BLACK	
TRUNK RELEASE (+)	LIGHT BLUE	
TRUNK TRIGGER (-)	RED/BLACK	
FACTORY ALARM ARM (-)	LIGHT GREEN	
FACTORY ALARM DISARM (-)	PURPLE	
TACHOMETER WIRE	WHITE	Ignition Module On Top Of Engine
BRAKE WIRE (+)	WHITE	Connector C2 At Body Control Module
Notes: Connector C2 At Body Control Module Faces Towards The Driver's Door		
HORN TRIGGER (-)	BROWN	Smaller Connector At Body Control Module
LEFT FRONT WINDOW UP	DARK BLUE	At Motor Inside Driver's Door
LEFT FRONT WINDOW DOWN	BROWN	At Motor Inside Driver's Door
RIGHT FRONT WINDOW UP	LIGHT BLUE	Harness In Driver's Kick Panel From Driver Door
RIGHT FRONT WINDOW DOWN	TAN	
LEFT REAR WINDOW UP	DARK GREEN	
LEFT REAR WINDOW DOWN	PURPLE	
RIGHT REAR WINDOW UP	LIGHT GREEN	
RIGHT REAR WINDOW DOWN	PURPLE	

INTERFACE	PART NUMBER	NOTES
Passkey III Immobilizer Bypass Module	DEI 556UW or DEI 556GW	Required when installing a remote start system.
Please verify all part numbers before ordering.		

ADDITIONAL NOTES



Remote starter and security installations should be attempted by experienced security installers only. Information contained is accurate to the best of our knowledge and experience. Information contained is without any representation of warranty. It is the installer's responsibility to test and confirm all circuits with a digital multi-meter. Proper installation remains the responsibility of the installer. CarAlarmPros assumes no liability or responsibility resulting from an improper installation, even in reliance with the information contained in this guide.




AUDIO WIRING			
WIRE	COLOR	LOCATION	NOTES
RADIO 12V	ORANGE	At Radio Harness	
12V SWITCHED			The radio harness does not provide a switched power source
RADIO GROUND	BLACK/WHITE	At Radio Harness	
ILLUMINATION (+)	GRAY	At Radio Harness	
AMP TURN ON (+)	PINK	At Radio Harness	
LEFT FRONT SPEAKER (+)	TAN	At Radio Harness Or Speaker	
LEFT FRONT SPEAKER (-)	GRAY	At Radio Harness Or Speaker	
RIGHT FRONT SPEAKER (+)	LT.GREEN	At Radio Harness Or Speaker	
RIGHT FRONT SPEAKER (-)	DK.GREEN	At Radio Harness Or Speaker	
LEFT REAR SPEAKER (+)	BROWN	At Radio Harness Or Speaker	
LEFT REAR SPEAKER (-)	YELLOW	At Radio Harness Or Speaker	
RIGHT REAR SPEAKER (+)	DK.BLUE	At Radio Harness Or Speaker	
RIGHT REAR SPEAKER (-)	LT.BLUE	At Radio Harness Or Speaker	
FRONT SPEAKERS SIZE	REAR SPEAKERS SIZE	AMP LOCATION	NOTES
6.5", 1' Tweeter, 3.5" Center	4" Rear Speaker		If equipped, subwoofers are 6x9"
RADIO DASH KIT OPTIONS		RADIO WIRE HARNESS OPTIONS	ANTENNA ADAPTER OPTIONS
METRA 99-3527, SCOSCHE GM1585B		METRA GMOS-01, SCOSCHE DCGM09	METRA 40-GM10, SCOSCHE MDA-1B
Notes: Use METRA GMRC-01 for wiring harness if not equipped with OnStar			
Please verify all part numbers before ordering.			

ALARM REMOTE START WIRING

WIRE	COLOR	LOCATION
12V CONSTANT WIRE	RED	Behind Fuse Box
STARTER WIRE	YELLOW	Ignition harness
IGNITION WIRE	PINK	Ignition harness
Notes: There are two wires that will look and test as the ignition wire. If the correct wire is energized, the key warning chime will turn on when the vehicle is remote started with the key in the ignition cylinder.		
ACCESSORY WIRE	BROWN	Ignition harness
POWER DOOR LOCK (-)	RED/BLACK	Connector C2 At Body Control Module
Notes: Connector C2 At Body Control Module Faces Towards The Driver's Door		
POWER DOOR UNLOCK (-)	ORANGE/BLACK	Connector C2 At Body Control Module
Notes: Connector C2 At Body Control Module Faces Towards The Driver's Door		
PARKING LIGHTS (-)	BROWN/WHITE	Smaller Connector At Body Control Module
LEFT FRONT DOOR TRIGGER (-)	GRAY/BLACK	Connector C2 At Body Control Module
Notes: Connector C2 At Body Control Module Faces Towards The Driver's Door		
RIGHT FRONT DOOR TRIGGER (-)	BLACK/WHITE	
LEFT REAR DOOR TRIGGER (-)	LT.BLUE/BLACK	
RIGHT REAR DOOR TRIGGER (-)	LT.GREEN/BLACK	
TRUNK RELEASE (+)	LIGHT BLUE	
TRUNK TRIGGER (-)	RED/BLACK	
FACTORY ALARM ARM (-)	LIGHT GREEN	
FACTORY ALARM DISARM (-)	PURPLE	
TACHOMETER WIRE	WHITE	Ignition Module On Top Of Engine
BRAKE WIRE (+)	WHITE	Connector C2 At Body Control Module
Notes: Connector C2 At Body Control Module Faces Towards The Driver's Door		
HORN TRIGGER (-)	BROWN	Smaller Connector At Body Control Module
LEFT FRONT WINDOW UP	DARK BLUE	At Motor Inside Driver's Door
LEFT FRONT WINDOW DOWN	BROWN	At Motor Inside Driver's Door
RIGHT FRONT WINDOW UP	LIGHT BLUE	Harness In Driver's Kick Panel From Driver Door
RIGHT FRONT WINDOW DOWN	TAN	
LEFT REAR WINDOW UP	DARK GREEN	
LEFT REAR WINDOW DOWN	PURPLE	
RIGHT REAR WINDOW UP	LIGHT GREEN	
RIGHT REAR WINDOW DOWN	PURPLE	

INTERFACE	PART NUMBER	NOTES
Passkey III Immobilizer Bypass Module	DEI 556UW or DEI 556GW	Required when installing a remote start system.
Please verify all part numbers before ordering.		

ADDITIONAL NOTES



Remote starter and security installations should be attempted by experienced security installers only. Information contained is accurate to the best of our knowledge and experience. Information contained is without any representation of warranty. It is the installer's responsibility to test and confirm all circuits with a digital multi-meter. Proper installation remains the responsibility of the installer. CarAlarmPros assumes no liability or responsibility resulting from an improper installation, even in reliance with the information contained in this guide.




AUDIO WIRING			
WIRE	COLOR	LOCATION	NOTES
RADIO 12V	ORANGE	At Radio Harness	
12V SWITCHED			The radio harness does not supply a switched power source
RADIO GROUND	BLACK/WHITE	At Radio Harness	
ILLUMINATION (+)	GRAY	At Radio Harness	
AMP TURN ON (+)	PINK	At Radio Harness	
LEFT FRONT SPEAKER (+)	TAN	At Radio Harness Or Speaker	
LEFT FRONT SPEAKER (-)	GRAY	At Radio Harness Or Speaker	
RIGHT FRONT SPEAKER (+)	LT.GREEN	At Radio Harness Or Speaker	
RIGHT FRONT SPEAKER (-)	DK.GREEN	At Radio Harness Or Speaker	
LEFT REAR SPEAKER (+)	BROWN	At Radio Harness Or Speaker	
LEFT REAR SPEAKER (-)	YELLOW	At Radio Harness Or Speaker	
RIGHT REAR SPEAKER (+)	DK.BLUE	At Radio Harness Or Speaker	
RIGHT REAR SPEAKER (-)	LT.BLUE	At Radio Harness Or Speaker	
FRONT SPEAKERS SIZE	REAR SPEAKERS SIZE	AMP LOCATION	NOTES
6.5", 1' Tweeter, 3.5" Center	4" Rear Speaker		If equipped, subwoofers are 6x9"
RADIO DASH KIT OPTIONS		RADIO WIRE HARNESS OPTIONS	ANTENNA ADAPTER OPTIONS
METRA 99-3527, SCOSCHE GM1585B		METRA GMOS-01, SCOSCHE DCGM09	METRA 40-GM10, SCOSCHE MDA-1B
Notes: Use METRA GMRC-01 for wiring harness if not equipped with OnStar			
Please verify all part numbers before ordering.			

ALARM REMOTE START WIRING

WIRE	COLOR	LOCATION
12V CONSTANT WIRE	RED	Behind Fuse Box
STARTER WIRE	YELLOW	Ignition harness
IGNITION WIRE	PINK	Ignition harness
Notes: There are two wires that will look and test as the ignition wire. If the correct wire is energized, the key warning chime will turn on when the vehicle is remote started with the key in the ignition cylinder.		
ACCESSORY WIRE	BROWN	Ignition harness
POWER DOOR LOCK (-)	RED/BLACK	Connector C2 At Body Control Module
Notes: Connector C2 At Body Control Module Faces Towards The Driver's Door		
POWER DOOR UNLOCK (-)	ORANGE/BLACK	Connector C2 At Body Control Module
Notes: Connector C2 At Body Control Module Faces Towards The Driver's Door		
PARKING LIGHTS (-)	BROWN/WHITE	Smaller Connector At Body Control Module
LEFT FRONT DOOR TRIGGER (-)	GRAY/BLACK	Connector C2 At Body Control Module
Notes: Connector C2 At Body Control Module Faces Towards The Driver's Door		
RIGHT FRONT DOOR TRIGGER (-)	BLACK/WHITE	
LEFT REAR DOOR TRIGGER (-)	LT.BLUE/BLACK	
RIGHT REAR DOOR TRIGGER (-)	LT.GREEN/BLACK	
TRUNK RELEASE (+)	LIGHT BLUE	
TRUNK TRIGGER (-)	RED/BLACK	
FACTORY ALARM ARM (-)	LIGHT GREEN	
FACTORY ALARM DISARM (-)	PURPLE	
TACHOMETER WIRE	WHITE	Ignition Module On Top Of Engine
BRAKE WIRE (+)	WHITE	Connector C2 At Body Control Module
Notes: Connector C2 At Body Control Module Faces Towards The Driver's Door		
HORN TRIGGER (-)	BROWN	Smaller Connector At Body Control Module
LEFT FRONT WINDOW UP	DARK BLUE	At Motor Inside Driver's Door
LEFT FRONT WINDOW DOWN	BROWN	At Motor Inside Driver's Door
RIGHT FRONT WINDOW UP	LIGHT BLUE	Harness In Driver's Kick Panel From Driver Door
RIGHT FRONT WINDOW DOWN	TAN	
LEFT REAR WINDOW UP	DARK GREEN	
LEFT REAR WINDOW DOWN	PURPLE	
RIGHT REAR WINDOW UP	LIGHT GREEN	
RIGHT REAR WINDOW DOWN	PURPLE	

INTERFACE	PART NUMBER	NOTES
Passkey III Immobilizer Bypass Module	DEI 556UW or DEI 556GW	Required when installing a remote start system.
Please verify all part numbers before ordering.		

ADDITIONAL NOTES



Remote starter and security installations should be attempted by experienced security installers only. Information contained is accurate to the best of our knowledge and experience. Information contained is without any representation of warranty. It is the installer's responsibility to test and confirm all circuits with a digital multi-meter. Proper installation remains the responsibility of the installer. CarAlarmPros assumes no liability or responsibility resulting from an improper installation, even in reliance with the information contained in this guide.

AUDIO WIRING			
WIRE	COLOR	LOCATION	NOTES
RADIO 12V	ORANGE	At Radio Harness	
12V SWITCHED			The radio harness does not supply a switched power source
RADIO GROUND	BLACK/WHITE	At Radio Harness	
ILLUMINATION (+)	GRAY	At Radio Harness	
AMP TURN ON (+)	PINK	At Radio Harness	
LEFT FRONT SPEAKER (+)	TAN	At Radio Harness Or Speaker	
LEFT FRONT SPEAKER (-)	GRAY	At Radio Harness Or Speaker	
RIGHT FRONT SPEAKER (+)	LT.GREEN	At Radio Harness Or Speaker	
RIGHT FRONT SPEAKER (-)	DK.GREEN	At Radio Harness Or Speaker	
LEFT REAR SPEAKER (+)	BROWN	At Radio Harness Or Speaker	
LEFT REAR SPEAKER (-)	YELLOW	At Radio Harness Or Speaker	
RIGHT REAR SPEAKER (+)	DK.BLUE	At Radio Harness Or Speaker	
RIGHT REAR SPEAKER (-)	LT.BLUE	At Radio Harness Or Speaker	
FRONT SPEAKERS SIZE	REAR SPEAKERS SIZE	AMP LOCATION	NOTES
6.5", 1' Tweeter, 3.5" Center	4" Rear Speaker		If equipped, subwoofers are 6x9"
RADIO DASH KIT OPTIONS		RADIO WIRE HARNESS OPTIONS	ANTENNA ADAPTER OPTIONS
METRA 99-3527, SCOSCHE GM1585B		METRA GMOS-01, SCOSCHE DCGM09	METRA 40-GM10, SCOSCHE MDA-1B
Notes: Use METRA GMRC-01 for wiring harness if not equipped with OnStar			
Please verify all part numbers before ordering.			