




ALARM REMOTE START WIRING

WIRE	COLOR	LOCATION
12V CONSTANT WIRE	WHITE	Ignition Harness
12V IGNITION WIRE	GREEN	Ignition Harness
12V ACCESSORY WIRE	YELLOW	Ignition Harness
STARTER WIRE	WHITE/BLACK	Ignition Harness
POWER DOOR LOCK (-)	BLUE/GREEN	In White Connector Of Harness In Driver's Kick Panel From Driver's Door
POWER DOOR UNLOCK (-)	YELLOW or YELLOW/RED	In White Connector Of Harness In Driver's Kick Panel From Driver's Door
PARKING LIGHTS (+)	ORANGE	In Large White Connector Left Of Steering Column
DOOR TRIGGER (-)	YELLOW	At Factory Keyless Entry Module Under Dash Left Of Steering Column
Notes: Door trigger wire is also found as BLUE/WHITE in some models. This wire can be found at a tan module left of the steering column.		
TRUNK TRIGGER (-)	YELLOW/BLUE	At Light In Trunk
Notes: On wagon models, the rear hatch may be tied in with the doors.		
TACHOMETER	BLUE or RED/GREEN	At Ignition Coil
BRAKE WIRE (+)	WHITE/BLACK	At Brake Pedal Switch
HORN TRIGGER (-)	RED/GREEN	In Large White Connector Left Of Steering Column
LEFT FRONT WINDOW UP	BLUE/RED	At Driver Window Motor Inside Door
LEFT FRONT WINDOW DOWN	BLUE	At Driver Window Motor Inside Door
RIGHT FRONT WINDOW UP	RED/BLUE	Harness In Driver's Kick From Driver Door
RIGHT FRONT WINDOW DOWN	BLACK/BLUE	Harness In Driver's Kick From Driver Door
LEFT REAR WINDOW UP	BLUE/YELLOW	Harness In Driver's Kick From Driver Door
LEFT REAR WINDOW DOWN	GREEN/YELLOW	Harness In Driver's Kick From Driver Door
RIGHT REAR WINDOW UP	BLUE/WHITE	Harness In Driver's Kick From Driver Door
RIGHT REAR WINDOW DOWN	GREEN/WHITE	Harness In Driver's Kick From Driver Door

INTERFACE	PART NUMBER	NOTES
None required	NA	NA

Please verify all part numbers before ordering.

ADDITIONAL NOTES



AUDIO WIRING			
WIRE	COLOR	LOCATION	NOTES
RADIO 12V	BLUE/YELLOW	Radio Harness	
RADIO SWITCHED	YELLOW/RED	Radio Harness	
RADIO GROUND	BLACK	Radio Harness	
ILLUMINATION (+)	GREEN	Radio Harness	
POWER ANTENNA (+)		Radio Harness	
AMP TURN ON (+)		Radio Harness	
LEFT FRONT SPEAKER(+)	BROWN/WHITE	Radio Harness or Speaker	
LEFT FRONT SPEAKER (-)	GREEN/BLACK	Radio Harness or Speaker	
RIGHT FRONT SPEAKER (+)	RED/YELLOW	Radio Harness or Speaker	
RIGHT FRONT SPEAKER (-)	WHITE/BLACK	Radio Harness or Speaker	
LEFT REAR SPEAKER (+)	WHITE/RED	Radio Harness or Speaker	
LEFT REAR SPEAKER (-)	RED/GREEN	Radio Harness or Speaker	
RIGHT REAR SPEAKER (+)	BLUE/GREEN	Radio Harness or Speaker	
RIGHT REAR SPEAKER (-)	RED	Radio Harness or Speaker	
FRONT SPEAKERS SIZE	REAR SPEAKERS SIZE	AMP LOCATION	NOTES
6.5"	6.5"		
RADIO DASH KIT OPTIONS		RADIO WIRE HARNESS OPTIONS	ANTENNA ADAPTER OPTIONS
ISO Mount - No kit needed		METRA 70-8901, SCOSCHE SU03B	Not required
Notes: For models with a DOUBLE DIN radio, a replacement pocket may be needed to fill the extra space when installing a SINGLE DIN radio, use METRA 98-8999			
Please verify all part numbers before ordering.			



ALARM REMOTE START WIRING

WIRE	COLOR	LOCATION
12V CONSTANT WIRE	WHITE	Ignition Harness
12V IGNITION WIRE	GREEN	Ignition Harness
12V ACCESSORY WIRE	YELLOW	Ignition Harness
STARTER WIRE	WHITE/BLACK	Ignition Harness
POWER DOOR LOCK (-)	BLUE/GREEN	In White Connector Of Harness In Driver's Kick Panel From Driver's Door
POWER DOOR UNLOCK (-)	YELLOW or YELLOW/RED	In White Connector Of Harness In Driver's Kick Panel From Driver's Door
PARKING LIGHTS (+)	ORANGE	In Large White Connector Left Of Steering Column
DOOR TRIGGER (-)	YELLOW	At Factory Keyless Entry Module Under Dash Left Of Steering Column
Notes: Door trigger wire is also found as BLUE/WHITE in some models. This wire can be found at a tan module left of the steering column.		
TRUNK TRIGGER (-)	YELLOW/BLUE	At Light In Trunk
Notes: On wagon models, the rear hatch may be tied in with the doors.		
TACHOMETER	BLUE or RED/GREEN	At Ignition Coil
BRAKE WIRE (+)	WHITE/BLACK	At Brake Pedal Switch
HORN TRIGGER (-)	RED/GREEN	In Large White Connector Left Of Steering Column
LEFT FRONT WINDOW UP	BLUE/RED	At Driver Window Motor Inside Door
LEFT FRONT WINDOW DOWN	BLUE	At Driver Window Motor Inside Door
RIGHT FRONT WINDOW UP	RED/BLUE	Harness In Driver's Kick From Driver Door
RIGHT FRONT WINDOW DOWN	BLACK/BLUE	Harness In Driver's Kick From Driver Door
LEFT REAR WINDOW UP	BLUE/YELLOW	Harness In Driver's Kick From Driver Door
LEFT REAR WINDOW DOWN	GREEN/YELLOW	Harness In Driver's Kick From Driver Door
RIGHT REAR WINDOW UP	BLUE/WHITE	Harness In Driver's Kick From Driver Door
RIGHT REAR WINDOW DOWN	GREEN/WHITE	Harness In Driver's Kick From Driver Door

INTERFACE	PART NUMBER	NOTES
None required	NA	NA

Please verify all part numbers before ordering.

ADDITIONAL NOTES



AUDIO WIRING			
WIRE	COLOR	LOCATION	NOTES
RADIO 12V	BLUE/YELLOW	Radio Harness	
RADIO SWITCHED	YELLOW/RED	Radio Harness	
RADIO GROUND	BLACK	Radio Harness	
ILLUMINATION (+)	GREEN	Radio Harness	
POWER ANTENNA (+)		Radio Harness	
AMP TURN ON (+)		Radio Harness	
LEFT FRONT SPEAKER(+)	BROWN/WHITE	Radio Harness or Speaker	
LEFT FRONT SPEAKER (-)	GREEN/BLACK	Radio Harness or Speaker	
RIGHT FRONT SPEAKER (+)	RED/YELLOW	Radio Harness or Speaker	
RIGHT FRONT SPEAKER (-)	WHITE/BLACK	Radio Harness or Speaker	
LEFT REAR SPEAKER (+)	WHITE/RED	Radio Harness or Speaker	
LEFT REAR SPEAKER (-)	RED/GREEN	Radio Harness or Speaker	
RIGHT REAR SPEAKER (+)	BLUE/GREEN	Radio Harness or Speaker	
RIGHT REAR SPEAKER (-)	RED	Radio Harness or Speaker	

FRONT SPEAKERS SIZE	REAR SPEAKERS SIZE	AMP LOCATION	NOTES
6.5"	6.5"		

RADIO DASH KIT OPTIONS	RADIO WIRE HARNESS OPTIONS	ANTENNA ADAPTER OPTIONS
ISO Mount - No kit needed	METRA 70-8901, SCOSCHE SU03B	Not required
<p>Notes: For models with a DOUBLE DIN radio, a replacement pocket may be needed to fill the extra space when installing a SINGLE DIN radio, use METRA 98-8999</p>		
<p>Please verify all part numbers before ordering.</p>		