

TRIPLE S *Customs*

**TOYOTA CELICA 1986-2004
VEHICLE WIRING**

WIRING INFORMATION: 1986 Toyota Celica

WIRE	WIRE COLOR	WIRE LOCATION
12V CONSTANT WIRE	WHITE OR BLACK/RED	Ignition Harness
STARTER WIRE	BLACK/WHITE	Ignition Harness
IGNITION WIRE	BLACK/YELLOW	Ignition Harness
SECOND IGNITION WIRE	BLACK/ORANGE	Ignition Harness
ACCESSORY WIRE	BLUE/RED	Ignition Harness
POWER DOOR LOCK (-)	BLUE/BLACK	Harness In Driver's Kick Panel And Also Found In Harness IN Passenger's Kick Panel
POWER DOOR UNLOCK (-)	BLUE AND GREEN **Both wires must be connected for unlock**	Harness In Driver's Kick Panel And Also Found In Harness IN Passenger's Kick Panel
PARKING LIGHTS (+)	DK. GREEN	Harness In Driver's Kick Panel
PARKING LIGHTS (-)	LT. GREEN/BLACK	Harness At Steering Column
HEADLIGHTS (-)	RED/YELLOW	Harness At Steering Column
DOOR TRIGGER (-)	RED/WHITE	Harness At Fuse Box
TRUNK TRIGGER	TIED IN WITH DOORS	
TACHOMETER WIRE	BLACK	At Ignition Coil
BRAKE WIRE (+)	GREEN/WHITE	Harness In Drivers Kick Panel
HORN TRIGGER (-)	GREEN	Harness At Steering Column
LEFT FRONT WINDOW UP	GREEN	At Driver Window Motor Inside Door
LEFT FRONT WINDOW DOWN	RED	At Driver Window Motor Inside Door
RIGHT FRONT WINDOW UP	GREEN/WHITE	Harness In Driver's Kick From Driver Door
RIGHT FRONT WINDOW DOWN	RED/BLUE	Harness In Driver's Kick From Driver Door

WIRING INFORMATION: 1987 Toyota Celica

WIRE	WIRE COLOR	WIRE LOCATION
12V CONSTANT WIRE	WHITE OR BLACK/RED	Ignition Harness
STARTER WIRE	BLACK/WHITE	Ignition Harness
IGNITION WIRE	BLACK/YELLOW	Ignition Harness
SECOND IGNITION WIRE	BLACK/ORANGE	Ignition Harness
ACCESSORY WIRE	BLUE/RED	Ignition Harness
POWER DOOR LOCK (-)	BLUE/BLACK	Harness In Driver's Kick Panel And Also Found In Harness IN Passenger's Kick Panel
POWER DOOR UNLOCK (-)	BLUE AND GREEN **Both wires must be connected for unlock**	Harness In Driver's Kick Panel And Also Found In Harness IN Passenger's Kick Panel
PARKING LIGHTS (+)	DK. GREEN	Harness In Driver's Kick Panel
PARKING LIGHTS (-)	LT. GREEN/BLACK	Harness At Steering Column
HEADLIGHTS (-)	RED/YELLOW	Harness At Steering Column
DOOR TRIGGER (-)	RED/WHITE	Harness At Fuse Box
TRUNK TRIGGER	TIED IN WITH DOORS	
TACHOMETER WIRE	BLACK	At Ignition Coil
BRAKE WIRE (+)	GREEN/WHITE	Harness In Drivers Kick Panel
HORN TRIGGER (-)	GREEN	Harness At Steering Column
LEFT FRONT WINDOW UP	GREEN	At Driver Window Motor Inside Door
LEFT FRONT WINDOW DOWN	RED	At Driver Window Motor Inside Door
RIGHT FRONT WINDOW UP	GREEN/WHITE	Harness In Driver's Kick From Driver Door
RIGHT FRONT WINDOW DOWN	RED/BLUE	Harness In Driver's Kick From Driver Door

WIRING INFORMATION: 1988 Toyota Celica

WIRE	WIRE COLOR	WIRE LOCATION
12V CONSTANT WIRE	WHITE OR BLACK/RED	Ignition Harness
STARTER WIRE	BLACK/WHITE	Ignition Harness
IGNITION WIRE	BLACK/YELLOW	Ignition Harness
SECOND IGNITION WIRE	BLACK/ORANGE	Ignition Harness
ACCESSORY WIRE	BLUE/RED	Ignition Harness
POWER DOOR LOCK (-)	BLUE/BLACK	Harness In Driver's Kick Panel And Also Found In Harness IN Passenger's Kick Panel
POWER DOOR UNLOCK (-)	BLUE AND GREEN **Both wires must be connected for unlock**	Harness In Driver's Kick Panel And Also Found In Harness IN Passenger's Kick Panel
PARKING LIGHTS (+)	DK. GREEN	Harness In Driver's Kick Panel
PARKING LIGHTS (-)	LT. GREEN/BLACK	Harness At Steering Column
HEADLIGHTS (-)	RED/YELLOW	Harness At Steering Column
DOOR TRIGGER (-)	RED/WHITE	Harness At Fuse Box
TRUNK TRIGGER	TIED IN WITH DOORS	
TACHOMETER WIRE	BLACK	At Ignition Coil
BRAKE WIRE (+)	GREEN/WHITE	Harness In Drivers Kick Panel
HORN TRIGGER (-)	GREEN	Harness At Steering Column
LEFT FRONT WINDOW UP	GREEN	At Driver Window Motor Inside Door
LEFT FRONT WINDOW DOWN	RED	At Driver Window Motor Inside Door
RIGHT FRONT WINDOW UP	GREEN/WHITE	Harness In Driver's Kick From Driver Door
RIGHT FRONT WINDOW DOWN	RED/BLUE	Harness In Driver's Kick From Driver Door

WIRING INFORMATION: 1989 Toyota Celica

WIRE	WIRE COLOR	WIRE LOCATION
12V CONSTANT WIRE	WHITE OR BLACK/RED	Ignition Harness
STARTER WIRE	BLACK/WHITE	Ignition Harness
IGNITION WIRE	BLACK/YELLOW	Ignition Harness
SECOND IGNITION WIRE	BLACK/ORANGE	Ignition Harness
ACCESSORY WIRE	BLUE/RED	Ignition Harness
POWER DOOR LOCK (-)	BLUE/BLACK	Harness In Driver's Kick Panel And Also Found In Harness IN Passenger's Kick Panel
POWER DOOR UNLOCK (-)	BLUE AND GREEN **Both wires must be connected for unlock**	Harness In Driver's Kick Panel And Also Found In Harness IN Passenger's Kick Panel
PARKING LIGHTS (+)	DK. GREEN	Harness In Driver's Kick Panel
PARKING LIGHTS (-)	LT. GREEN/BLACK	Harness At Steering Column
HEADLIGHTS (-)	RED/YELLOW	Harness At Steering Column
DOOR TRIGGER (-)	RED/WHITE	Harness At Fuse Box
TRUNK TRIGGER	TIED IN WITH DOORS	
TACHOMETER WIRE	BLACK	At Ignition Coil
BRAKE WIRE (+)	GREEN/WHITE	Harness In Drivers Kick Panel
HORN TRIGGER (-)	GREEN	Harness At Steering Column
LEFT FRONT WINDOW UP	GREEN	At Driver Window Motor Inside Door
LEFT FRONT WINDOW DOWN	RED	At Driver Window Motor Inside Door
RIGHT FRONT WINDOW UP	GREEN/WHITE	Harness In Driver's Kick From Driver Door
RIGHT FRONT WINDOW DOWN	RED/BLUE	Harness In Driver's Kick From Driver Door

WIRING INFORMATION 1990 Toyota Celica

WIRE	WIRE COLOR	LOCATION
12V CONSTANT WIRE	WHITE or BLACK/RED	Ignition Harness
12V IGNITION WIRE	BLUE/RED	Ignition Harness
SECOND IGNITION WIRE	BLACK/ORANGE	Ignition Harness
12V ACCESSORY WIRE	GRAY	Ignition Harness
STARTER WIRE	BLACK/WHITE	Ignition Harness
PARKING LIGHTS (+)	DARK GREEN	Harness In Driver's Kick Panel
PARKING LIGHTS (-)	LIGHT GREEN	Harness At Steering Column
POWER DOOR LOCK (-)	BLUE/BLACK	Harness In Driver's Kick Panel
POWER DOOR UNLOCK (-)	BLUE and GREEN **Both must be connected for unlock**	Harness In Driver's Kick Panel
DOOR TRIGGER (-)	RED/WHITE	Harness At Fuse Box
TRUNK TRIGGER (-)	RED/GREEN	Light In Trunk
TACHOMETER WIRE	BLACK or WHITE/BLUE	Connector Behind Driver's Shock Tower
BRAKE WIRE (+)	GREEN/WHITE	Harness In Driver's Kick Panel Or Brake Pedal Switch
HORN TRIGGER (-)	GREEN	Harness At Steering Column
LEFT FRONT WINDOW UP	GREEN	At Driver Window Motor Inside Door
LEFT FRONT WINDOW DOWN	RED	At Driver Window Motor Inside Door
RIGHT FRONT WINDOW UP	GREEN/WHITE	Harness In Driver's Kick From Driver Door
RIGHT FRONT WINDOW DOWN	RED/BLUE	Harness In Driver's Kick From Driver Door

WIRING INFORMATION 1991 Toyota Celica

WIRE	WIRE COLOR	LOCATION
12V CONSTANT WIRE	WHITE or BLACK/RED	Ignition Harness
12V IGNITION WIRE	BLUE/RED	Ignition Harness
SECOND IGNITION WIRE	BLACK/ORANGE	Ignition Harness
12V ACCESSORY WIRE	GRAY	Ignition Harness
STARTER WIRE	BLACK/WHITE	Ignition Harness
PARKING LIGHTS (+)	DARK GREEN	Harness In Driver's Kick Panel
PARKING LIGHTS (-)	LIGHT GREEN	Harness At Steering Column
POWER DOOR LOCK (-)	BLUE/BLACK	Harness In Driver's Kick Panel
POWER DOOR UNLOCK (-)	BLUE and GREEN **Both must be connected for unlock**	Harness In Driver's Kick Panel
DOOR TRIGGER (-)	RED/WHITE	Harness At Fuse Box
TRUNK TRIGGER (-)	RED/GREEN	Light In Trunk
TACHOMETER WIRE	BLACK or WHITE/BLUE	Connector Behind Driver's Shock Tower
BRAKE WIRE (+)	GREEN/WHITE	Harness In Driver's Kick Panel Or Brake Pedal Switch
HORN TRIGGER (-)	GREEN	Harness At Steering Column
LEFT FRONT WINDOW UP	GREEN	At Driver Window Motor Inside Door
LEFT FRONT WINDOW DOWN	RED	At Driver Window Motor Inside Door
RIGHT FRONT WINDOW UP	GREEN/WHITE	Harness In Driver's Kick From Driver Door
RIGHT FRONT WINDOW DOWN	RED/BLUE	Harness In Driver's Kick From Driver Door

WIRING INFORMATION 1992 Toyota Celica

WIRE	WIRE COLOR	LOCATION
12V CONSTANT WIRE	WHITE or BLACK/RED	Ignition Harness
12V IGNITION WIRE	BLUE/RED	Ignition Harness
SECOND IGNITION WIRE	BLACK/ORANGE	Ignition Harness
12V ACCESSORY WIRE	GRAY	Ignition Harness
STARTER WIRE	BLACK/WHITE	Ignition Harness
PARKING LIGHTS (+)	DARK GREEN	Harness In Driver's Kick Panel
PARKING LIGHTS (-)	LIGHT GREEN	Harness At Steering Column
POWER DOOR LOCK (-)	BLUE/BLACK	Harness In Driver's Kick Panel
POWER DOOR UNLOCK (-)	BLUE and GREEN **Both must be connected for unlock**	Harness In Driver's Kick Panel
DOOR TRIGGER (-)	RED/WHITE	Harness At Fuse Box
TRUNK TRIGGER (-)	RED/GREEN	Light In Trunk
TACHOMETER WIRE	BLACK or WHITE/BLUE	Connector Behind Driver's Shock Tower
BRAKE WIRE (+)	GREEN/WHITE	Harness In Driver's Kick Panel Or Brake Pedal Switch
HORN TRIGGER (-)	GREEN	Harness At Steering Column
LEFT FRONT WINDOW UP	GREEN	At Driver Window Motor Inside Door
LEFT FRONT WINDOW DOWN	RED	At Driver Window Motor Inside Door
RIGHT FRONT WINDOW UP	GREEN/WHITE	Harness In Driver's Kick From Driver Door
RIGHT FRONT WINDOW DOWN	RED/BLUE	Harness In Driver's Kick From Driver Door

WIRING INFORMATION 1993 Toyota Celica

WIRE	WIRE COLOR	LOCATION
12V CONSTANT WIRE	WHITE or BLACK/RED	Ignition Harness
12V IGNITION WIRE	BLUE/RED	Ignition Harness
SECOND IGNITION WIRE	BLACK/ORANGE	Ignition Harness
12V ACCESSORY WIRE	GRAY	Ignition Harness
STARTER WIRE	BLACK/WHITE	Ignition Harness
PARKING LIGHTS (+)	DARK GREEN	Harness In Driver's Kick Panel
PARKING LIGHTS (-)	LIGHT GREEN	Harness At Steering Column
POWER DOOR LOCK (-)	BLUE/BLACK	Harness In Driver's Kick Panel
POWER DOOR UNLOCK (-)	BLUE and GREEN **Both must be connected for unlock**	Harness In Driver's Kick Panel
DOOR TRIGGER (-)	RED/WHITE	Harness At Fuse Box
TRUNK TRIGGER (-)	RED/GREEN	Light In Trunk
TACHOMETER WIRE	BLACK or WHITE/BLUE	Connector Behind Driver's Shock Tower
BRAKE WIRE (+)	GREEN/WHITE	Harness In Driver's Kick Panel Or Brake Pedal Switch
HORN TRIGGER (-)	GREEN	Harness At Steering Column
LEFT FRONT WINDOW UP	GREEN	At Driver Window Motor Inside Door
LEFT FRONT WINDOW DOWN	RED	At Driver Window Motor Inside Door
RIGHT FRONT WINDOW UP	GREEN/WHITE	Harness In Driver's Kick From Driver Door
RIGHT FRONT WINDOW DOWN	RED/BLUE	Harness In Driver's Kick From Driver Door

WIRING INFORMATION 1994 Toyota Celica

WIRE	WIRE COLOR	LOCATION
12V CONSTANT WIRE	WHITE or BROWN/RED or BLACK/RED	Ignition Harness
12V IGNITION WIRE	BLACK/ORANGE or BLACK	Ignition Harness
SECOND IGNITION WIRE	BLUE/RED	Ignition Harness
12V ACCESSORY WIRE	GRAY	Ignition Harness
STARTER WIRE	BLACK/WHITE	Ignition Harness
PARKING LIGHTS (+)	DARK GREEN	Harness In Driver's Kick Panel
PARKING LIGHTS (-)	LIGHT GREEN	Harness At Steering Column
POWER DOOR LOCK (-)	BLUE/BLACK	Harness In Driver's Kick Panel
POWER DOOR UNLOCK (-)	BLUE and GREEN	Harness In Driver's Kick Panel
DOOR TRIGGER (-)	RED/WHITE	Harness At Fuse Box
TRUNK TRIGGER (-)	RED/GREEN	At Light In Trunk
TACHOMETER WIRE	BLACK or WHITE/BLUE	Connector Behind Driver's Shock Tower
BRAKE WIRE (+)	GREEN/WHITE	Harness In Driver's Kick Panel
HORN TRIGGER (-)	GREEN	Harness At Steering Column
LEFT FRONT WINDOW UP	GREEN	At Driver Window Motor Inside Door
LEFT FRONT WINDOW DOWN	RED	At Driver Window Motor Inside Door
RIGHT FRONT WINDOW UP	GREEN/WHITE	Harness In Driver's Kick From Driver Door
RIGHT FRONT WINDOW DOWN	RED/BLUE	Harness In Driver's Kick From Driver Door

WIRING INFORMATION 1995 Toyota Celica

WIRE	WIRE COLOR	LOCATION
12V CONSTANT WIRE	WHITE or BROWN/RED or BLACK/RED	Ignition Harness
12V IGNITION WIRE	BLACK/ORANGE or BLACK	Ignition Harness
SECOND IGNITION WIRE	BLUE/RED	Ignition Harness
12V ACCESSORY WIRE	GRAY	Ignition Harness
STARTER WIRE	BLACK/WHITE	Ignition Harness
PARKING LIGHTS (+)	DARK GREEN	Harness In Driver's Kick Panel
PARKING LIGHTS (-)	LIGHT GREEN	Harness At Steering Column
POWER DOOR LOCK (-)	BLUE/BLACK	Harness In Driver's Kick Panel
POWER DOOR UNLOCK (-)	BLUE and GREEN	Harness In Driver's Kick Panel
DOOR TRIGGER (-)	RED/WHITE	Harness At Fuse Box
TRUNK TRIGGER (-)	RED/GREEN	At Light In Trunk
TACHOMETER WIRE	BLACK or WHITE/BLUE	Connector Behind Driver's Shock Tower
BRAKE WIRE (+)	GREEN/WHITE	Harness In Driver's Kick Panel
HORN TRIGGER (-)	GREEN	Harness At Steering Column
LEFT FRONT WINDOW UP	RED	At Driver Window Motor Inside Door
LEFT FRONT WINDOW DOWN	GREEN	At Driver Window Motor Inside Door
RIGHT FRONT WINDOW UP	RED/BLUE	Harness In Driver's Kick From Driver Door
RIGHT FRONT WINDOW DOWN	GREEN/WHITE	Harness In Driver's Kick From Driver Door
LEFT REAR WINDOW UP	GREEN/WHITE	At Left Rear Window Switch
LEFT REAR WINDOW DOWN	RED/WHITE	At Left Rear Window Switch
RIGHT REAR WINDOW UP	GREEN	At Right Rear Window Switch
RIGHT REAR WINDOW DOWN	RED	At Right Rear Window Switch

WIRING INFORMATION 1996 Toyota Celica

WIRE	WIRE COLOR	LOCATION
12V CONSTANT WIRE	WHITE or BROWN/RED or BLACK/RED	Ignition Harness
12V IGNITION WIRE	BLACK/ORANGE or BLACK	Ignition Harness
SECOND IGNITION WIRE	BLUE/RED	Ignition Harness
12V ACCESSORY WIRE	GRAY	Ignition Harness
STARTER WIRE	BLACK/WHITE	Ignition Harness
PARKING LIGHTS (+)	DARK GREEN	Harness In Driver's Kick Panel
PARKING LIGHTS (-)	LIGHT GREEN	Harness At Steering Column
POWER DOOR LOCK (-)	BLUE/BLACK	Harness In Driver's Kick Panel
POWER DOOR UNLOCK (-)	BLUE and GREEN	Harness In Driver's Kick Panel
DOOR TRIGGER (-)	RED/WHITE	Harness At Fuse Box
TRUNK TRIGGER (-)	RED/GREEN	At Light In Trunk
TACHOMETER WIRE	BLACK or WHITE/BLUE	Connector Behind Driver's Shock Tower
BRAKE WIRE (+)	GREEN/WHITE	Harness In Driver's Kick Panel
HORN TRIGGER (-)	GREEN	Harness At Steering Column
LEFT FRONT WINDOW UP	RED	At Driver Window Motor Inside Door
LEFT FRONT WINDOW DOWN	GREEN	At Driver Window Motor Inside Door
RIGHT FRONT WINDOW UP	RED/BLUE	Harness In Driver's Kick From Driver Door
RIGHT FRONT WINDOW DOWN	GREEN/WHITE	Harness In Driver's Kick From Driver Door
LEFT REAR WINDOW UP	GREEN/WHITE	At Left Rear Window Switch
LEFT REAR WINDOW DOWN	RED/WHITE	At Left Rear Window Switch
RIGHT REAR WINDOW UP	GREEN	At Right Rear Window Switch
RIGHT REAR WINDOW DOWN	RED	At Right Rear Window Switch

WIRING INFORMATION 1997 Toyota Celica

WIRE	WIRE COLOR	LOCATION
12V CONSTANT WIRE	WHITE or BROWN/RED or BLACK/RED	Ignition Harness
12V IGNITION WIRE	BLACK/ORANGE or BLACK	Ignition Harness
SECOND IGNITION WIRE	BLUE/RED	Ignition Harness
12V ACCESSORY WIRE	GRAY	Ignition Harness
STARTER WIRE	BLACK/WHITE	Ignition Harness
PARKING LIGHTS (+)	DARK GREEN	Harness In Driver's Kick Panel
PARKING LIGHTS (-)	LIGHT GREEN	Harness At Steering Column
POWER DOOR LOCK (-)	BLUE/BLACK	Harness In Driver's Kick Panel
POWER DOOR UNLOCK (-)	BLUE and GREEN	Harness In Driver's Kick Panel
DOOR TRIGGER (-)	RED/WHITE	Harness At Fuse Box
TRUNK TRIGGER (-)	RED/GREEN	At Light In Trunk
TACHOMETER WIRE	BLACK or WHITE/BLUE	Connector Behind Driver's Shock Tower
BRAKE WIRE (+)	GREEN/WHITE	Harness In Driver's Kick Panel
HORN TRIGGER (-)	GREEN	Harness At Steering Column
LEFT FRONT WINDOW UP	RED	At Driver Window Motor Inside Door
LEFT FRONT WINDOW DOWN	GREEN	At Driver Window Motor Inside Door
RIGHT FRONT WINDOW UP	RED/BLUE	Harness In Driver's Kick From Driver Door
RIGHT FRONT WINDOW DOWN	GREEN/WHITE	Harness In Driver's Kick From Driver Door
LEFT REAR WINDOW UP	GREEN/WHITE	At Left Rear Window Switch
LEFT REAR WINDOW DOWN	RED/WHITE	At Left Rear Window Switch
RIGHT REAR WINDOW UP	GREEN	At Right Rear Window Switch
RIGHT REAR WINDOW DOWN	RED	At Right Rear Window Switch

WIRING INFORMATION 1998 Toyota Celica


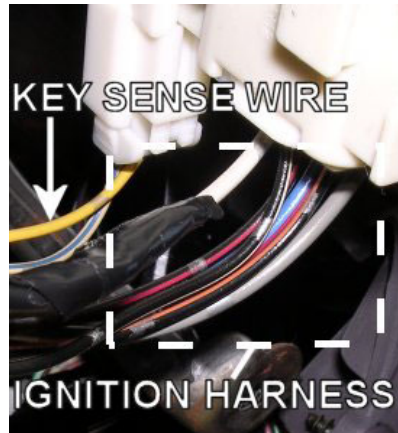
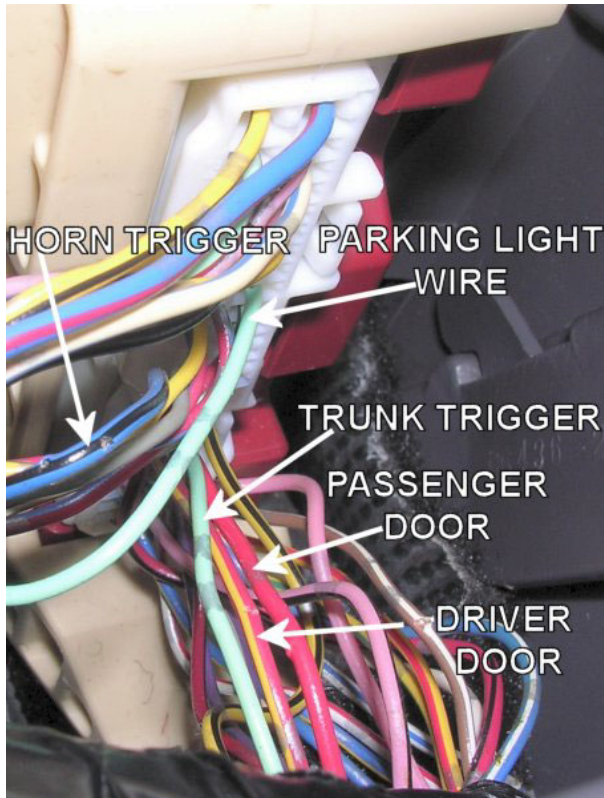
WIRE	WIRE COLOR	LOCATION
12V CONSTANT WIRE	WHITE or BROWN/RED or BLACK/RED	Ignition Harness
12V IGNITION WIRE	BLACK/ORANGE or BLACK	Ignition Harness
SECOND IGNITION WIRE	BLUE/RED	Ignition Harness
12V ACCESSORY WIRE	GRAY	Ignition Harness
STARTER WIRE	BLACK/WHITE	Ignition Harness
PARKING LIGHTS (+)	DARK GREEN	Harness In Driver's Kick Panel
PARKING LIGHTS (-)	LIGHT GREEN	Harness At Steering Column
POWER DOOR LOCK (-)	BLUE/BLACK	Harness In Driver's Kick Panel
POWER DOOR UNLOCK (-)	BLUE and GREEN	Harness In Driver's Kick Panel
DOOR TRIGGER (-)	RED/WHITE	Harness At Fuse Box
TRUNK TRIGGER (-)	RED/GREEN	At Light In Trunk
TACHOMETER WIRE	BLACK or WHITE/BLUE	Connector Behind Driver's Shock Tower
BRAKE WIRE (+)	GREEN/WHITE	Harness In Driver's Kick Panel
HORN TRIGGER (-)	GREEN	Harness At Steering Column
LEFT FRONT WINDOW UP	RED	At Driver Window Motor Inside Door
LEFT FRONT WINDOW DOWN	GREEN	At Driver Window Motor Inside Door
RIGHT FRONT WINDOW UP	RED/BLUE	Harness In Driver's Kick From Driver Door
RIGHT FRONT WINDOW DOWN	GREEN/WHITE	Harness In Driver's Kick From Driver Door
LEFT REAR WINDOW UP	GREEN/WHITE	At Left Rear Window Switch
LEFT REAR WINDOW DOWN	RED/WHITE	At Left Rear Window Switch
RIGHT REAR WINDOW UP	GREEN	At Right Rear Window Switch
RIGHT REAR WINDOW DOWN	RED	At Right Rear Window Switch

WIRING INFORMATION 1999 Toyota Celica

WIRE	WIRE COLOR	LOCATION
12V CONSTANT WIRE	WHITE or BROWN/RED or BLACK/RED	Ignition Harness
12V IGNITION WIRE	BLACK/ORANGE or BLACK	Ignition Harness
SECOND IGNITION WIRE	BLUE/RED	Ignition Harness
12V ACCESSORY WIRE	GRAY	Ignition Harness
STARTER WIRE	BLACK/WHITE	Ignition Harness
PARKING LIGHTS (+)	DARK GREEN	Harness In Driver's Kick Panel
PARKING LIGHTS (-)	LIGHT GREEN	Harness At Steering Column
POWER DOOR LOCK (-)	BLUE/BLACK	Harness In Driver's Kick Panel
POWER DOOR UNLOCK (-)	BLUE and GREEN	Harness In Driver's Kick Panel
DOOR TRIGGER (-)	RED/WHITE	Harness At Fuse Box
TRUNK TRIGGER (-)	RED/GREEN	At Light In Trunk
TACHOMETER WIRE	BLACK or WHITE/BLUE	Connector Behind Driver's Shock Tower
BRAKE WIRE (+)	GREEN/WHITE	Harness In Driver's Kick Panel
HORN TRIGGER (-)	GREEN	Harness At Steering Column
LEFT FRONT WINDOW UP	RED	At Driver Window Motor Inside Door
LEFT FRONT WINDOW DOWN	GREEN	At Driver Window Motor Inside Door
RIGHT FRONT WINDOW UP	RED/BLUE	Harness In Driver's Kick From Driver Door
RIGHT FRONT WINDOW DOWN	GREEN/WHITE	Harness In Driver's Kick From Driver Door
LEFT REAR WINDOW UP	GREEN/WHITE	At Left Rear Window Switch
LEFT REAR WINDOW DOWN	RED/WHITE	At Left Rear Window Switch
RIGHT REAR WINDOW UP	GREEN	At Right Rear Window Switch
RIGHT REAR WINDOW DOWN	RED	At Right Rear Window Switch


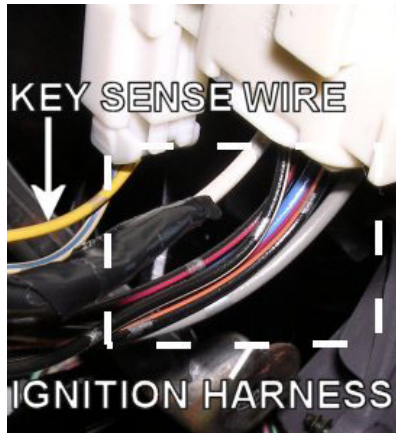
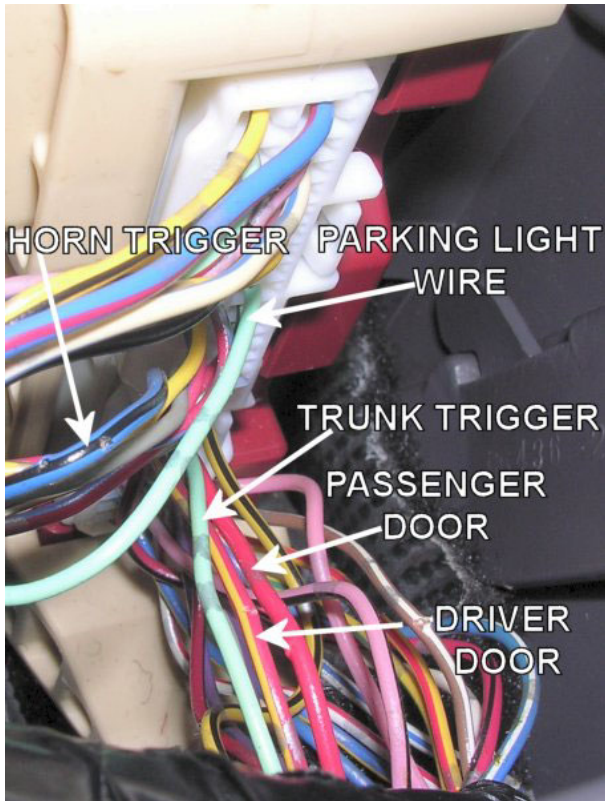
WIRING INFORMATION 2000 Toyota Celica

WIRE	WIRE COLOR	LOCATION
12V CONSTANT WIRE	WHITE or BLACK/RED	Ignition Harness
12V IGNITION WIRE	BLACK/ORANGE	Ignition Harness
When doing remote start system, the BLACK/ORANGE 12V Ignition wire must be isolated from the ignition switch using a relay.		
SECOND IGNITION WIRE	BLUE/RED (Thicker)	Ignition Harness
12V ACCESSORY WIRE	GRAY	Ignition Harness
STARTER WIRE	BLACK/WHITE	Ignition Harness
PARKING LIGHTS	LT.GREEN	In Harness From Steering Wheel And In Lower White Connector At Red Module In Dash Below Heater Controls
POWER DOOR LOCK (-)	BROWN	In White Connector In Passenger Kick Panel
POWER DOOR UNLOCK (-)	YELLOW/BLACK	In White Connector In Passenger Kick Panel
Test door lock wires by using the key in the passenger door.		
DRIVER DOOR TRIGGER (-)	RED/YELLOW	In Lower White Connector At Red Module In Dash Below Heater Controls
PASSENGER DOOR TRIGGER (-)	RED	
TRUNK TRIGGER (-)	LT.GREEN	
FACTORY ALARM ARM	Arms with lock	
FACTORY ALARM DISARM	Disarms with unlock	
FACTORY ALARM DISARM NO UNLOCK (-)	YELLOW (key-sense wire)	Ignition Harness
TACHOMETER WIRE	BROWN/WHITE	Behind Instrument Cluster
BRAKE WIRE (+)	GREEN/WHITE	Harness At Brake Pedal Switch
HORN TRIGGER (-)	BLUE/BLACK	In Lower White Connector At Red Module In Dash Below Heater Controls
LEFT FRONT WINDOW UP	RED	At Driver Window Motor Inside Door
LEFT FRONT WINDOW DOWN	GREEN	At Driver Window Motor Inside Door
RIGHT FRONT WINDOW UP	RED/BLUE	Harness In Driver's Kick From Driver Door
RIGHT FRONT WINDOW DOWN	GREEN/WHITE	Harness In Driver's Kick From Driver Door
This vehicle is equipped with an Immobilizer. This must be bypassed when installing a remote start		




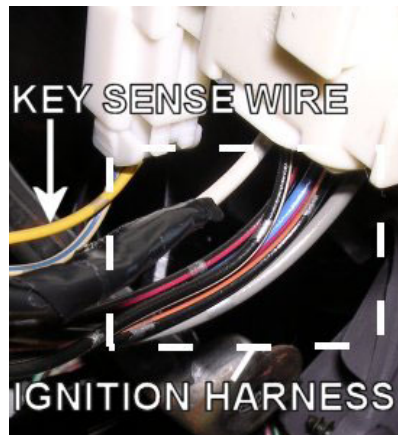
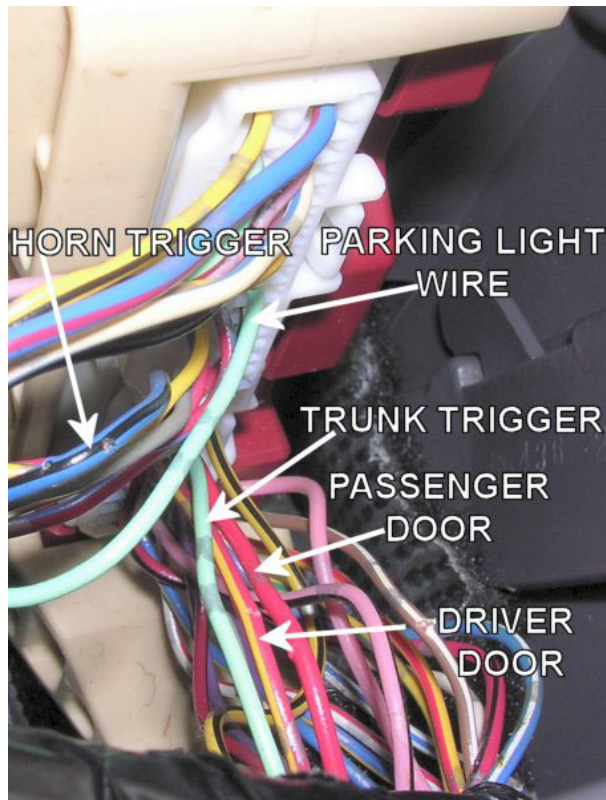
WIRING INFORMATION 2001 Toyota Celica

WIRE	WIRE COLOR	LOCATION
12V CONSTANT WIRE	WHITE or BLACK/RED	Ignition Harness
12V IGNITION WIRE	BLACK/ORANGE	Ignition Harness
When doing remote start system, the BLACK/ORANGE 12V Ignition wire must be isolated from the ignition switch using a relay.		
SECOND IGNITION WIRE	BLUE/RED (Thicker)	Ignition Harness
12V ACCESSORY WIRE	GRAY	Ignition Harness
STARTER WIRE	BLACK/WHITE	Ignition Harness
PARKING LIGHTS	LT.GREEN	In Harness From Steering Wheel And In Lower White Connector At Red Module In Dash Below Heater Controls
POWER DOOR LOCK (-)	BROWN	In White Connector In Passenger Kick Panel
POWER DOOR UNLOCK (-)	YELLOW/BLACK	In White Connector In Passenger Kick Panel
Test door lock wires by using the key in the passenger door.		
DRIVER DOOR TRIGGER (-)	RED/YELLOW	In Lower White Connector At Red Module In Dash Below Heater Controls
PASSENGER DOOR TRIGGER (-)	RED	
TRUNK TRIGGER (-)	LT.GREEN	
FACTORY ALARM ARM	Arms with lock	
FACTORY ALARM DISARM	Disarms with unlock	
FACTORY ALARM DISARM NO UNLOCK (-)	YELLOW (key-sense wire)	Ignition Harness
TACHOMETER WIRE	BROWN/WHITE	Behind Instrument Cluster
BRAKE WIRE (+)	GREEN/WHITE	Harness At Brake Pedal Switch
HORN TRIGGER (-)	BLUE/BLACK	In Lower White Connector At Red Module In Dash Below Heater Controls
LEFT FRONT WINDOW UP	RED	At Driver Window Motor Inside Door
LEFT FRONT WINDOW DOWN	GREEN	At Driver Window Motor Inside Door
RIGHT FRONT WINDOW UP	RED/BLUE	Harness In Driver's Kick From Driver Door
RIGHT FRONT WINDOW DOWN	GREEN/WHITE	Harness In Driver's Kick From Driver Door
This vehicle is equipped with an Immobilizer. This must be bypassed when installing a remote start		




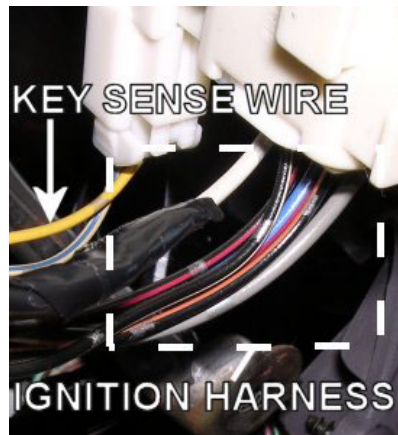
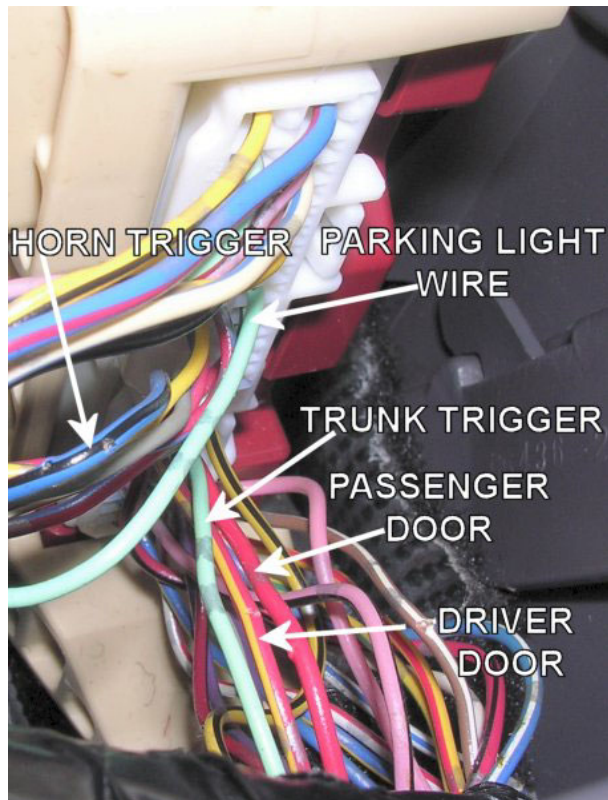
WIRING INFORMATION 2002 Toyota Celica

WIRE	WIRE COLOR	LOCATION
12V CONSTANT WIRE	WHITE or BLACK/RED	Ignition Harness
12V IGNITION WIRE	BLACK/ORANGE	Ignition Harness
When doing remote start system, the BLACK/ORANGE 12V Ignition wire must be isolated from the ignition switch using a relay.		
SECOND IGNITION WIRE	BLUE/RED (Thicker)	Ignition Harness
12V ACCESSORY WIRE	GRAY	Ignition Harness
STARTER WIRE	BLACK/WHITE	Ignition Harness
PARKING LIGHTS	LT.GREEN	In Harness From Steering Wheel And In Lower White Connector At Red Module In Dash Below Heater Controls
POWER DOOR LOCK (-)	BROWN	In White Connector In Passenger Kick Panel
POWER DOOR UNLOCK (-)	YELLOW/BLACK	In White Connector In Passenger Kick Panel
Test door lock wires by using the key in the passenger door.		
DRIVER DOOR TRIGGER (-)	RED/YELLOW	In Lower White Connector At Red Module In Dash Below Heater Controls
PASSENGER DOOR TRIGGER (-)	RED	
TRUNK TRIGGER (-)	LT.GREEN	
FACTORY ALARM ARM	Arms with lock	
FACTORY ALARM DISARM	Disarms with unlock	
FACTORY ALARM DISARM NO UNLOCK (-)	YELLOW (key-sense wire)	Ignition Harness
TACHOMETER WIRE	BROWN/WHITE	Behind Instrument Cluster
BRAKE WIRE (+)	GREEN/WHITE	Harness At Brake Pedal Switch
HORN TRIGGER (-)	BLUE/BLACK	In Lower White Connector At Red Module In Dash Below Heater Controls
LEFT FRONT WINDOW UP	RED	At Driver Window Motor Inside Door
LEFT FRONT WINDOW DOWN	GREEN	At Driver Window Motor Inside Door
RIGHT FRONT WINDOW UP	RED/BLUE	Harness In Driver's Kick From Driver Door
RIGHT FRONT WINDOW DOWN	GREEN/WHITE	Harness In Driver's Kick From Driver Door
This vehicle is equipped with an Immobilizer. This must be bypassed when installing a remote start		



WIRING INFORMATION 2003 Toyota Celica

WIRE	WIRE COLOR	LOCATION
12V CONSTANT WIRE	WHITE or BLACK/RED	Ignition Harness
12V IGNITION WIRE	BLACK/ORANGE	Ignition Harness
When doing remote start system, the BLACK/ORANGE 12V Ignition wire must be isolated from the ignition switch using a relay.		
SECOND IGNITION WIRE	BLUE/RED (Thicker)	Ignition Harness
12V ACCESSORY WIRE	GRAY	Ignition Harness
STARTER WIRE	BLACK/WHITE	Ignition Harness
PARKING LIGHTS	LT.GREEN	In Harness From Steering Wheel And In Lower White Connector At Red Module In Dash Below Heater Controls
POWER DOOR LOCK (-)	BROWN	In White Connector In Passenger Kick Panel
POWER DOOR UNLOCK (-)	YELLOW/BLACK	In White Connector In Passenger Kick Panel
Test door lock wires by using the key in the passenger door.		
DRIVER DOOR TRIGGER (-)	RED/YELLOW	In Lower White Connector At Red Module In Dash Below Heater Controls
PASSENGER DOOR TRIGGER (-)	RED	
TRUNK TRIGGER (-)	LT.GREEN	
FACTORY ALARM ARM	Arms with lock	
FACTORY ALARM DISARM	Disarms with unlock	
FACTORY ALARM DISARM NO UNLOCK (-)	YELLOW (key-sense wire)	Ignition Harness
TACHOMETER WIRE	BROWN/WHITE	Behind Instrument Cluster
BRAKE WIRE (+)	GREEN/WHITE	Harness At Brake Pedal Switch
HORN TRIGGER (-)	BLUE/BLACK	In Lower White Connector At Red Module In Dash Below Heater Controls
LEFT FRONT WINDOW UP	RED	At Driver Window Motor Inside Door
LEFT FRONT WINDOW DOWN	GREEN	At Driver Window Motor Inside Door
RIGHT FRONT WINDOW UP	RED/BLUE	Harness In Driver's Kick From Driver Door
RIGHT FRONT WINDOW DOWN	GREEN/WHITE	Harness In Driver's Kick From Driver Door
This vehicle is equipped with an Immobilizer. This must be bypassed when installing a remote start		



WIRING INFORMATION 2004 Toyota Celica

WIRE	WIRE COLOR	LOCATION
12V CONSTANT WIRE	WHITE or BLACK/RED	Ignition Harness
12V IGNITION WIRE	BLACK/ORANGE	Ignition Harness
When doing remote start system, the BLACK/ORANGE 12V Ignition wire must be isolated from the ignition switch using a relay.		
SECOND IGNITION WIRE	BLUE/RED (Thicker)	Ignition Harness
12V ACCESSORY WIRE	GRAY	Ignition Harness
STARTER WIRE	BLACK/WHITE	Ignition Harness
PARKING LIGHTS	LT.GREEN	In Harness From Steering Wheel And In Lower White Connector At Red Module In Dash Below Heater Controls
POWER DOOR LOCK (-)	BROWN	In White Connector In Passenger Kick Panel
POWER DOOR UNLOCK (-)	YELLOW/BLACK	In White Connector In Passenger Kick Panel
Test door lock wires by using the key in the passenger door.		
DRIVER DOOR TRIGGER (-)	RED/YELLOW	In Lower White Connector At Red Module In Dash Below Heater Controls
PASSENGER DOOR TRIGGER (-)	RED	
TRUNK TRIGGER (-)	LT.GREEN	
FACTORY ALARM ARM	Arms with lock	
FACTORY ALARM DISARM	Disarms with unlock	
FACTORY ALARM DISARM NO UNLOCK (-)	YELLOW (key-sense wire)	Ignition Harness
TACHOMETER WIRE	BROWN/WHITE	Behind Instrument Cluster
BRAKE WIRE (+)	GREEN/WHITE	Harness At Brake Pedal Switch
HORN TRIGGER (-)	BLUE/BLACK	In Lower White Connector At Red Module In Dash Below Heater Controls
LEFT FRONT WINDOW UP	RED	At Driver Window Motor Inside Door
LEFT FRONT WINDOW DOWN	GREEN	At Driver Window Motor Inside Door
RIGHT FRONT WINDOW UP	RED/BLUE	Harness In Driver's Kick From Driver Door
RIGHT FRONT WINDOW DOWN	GREEN/WHITE	Harness In Driver's Kick From Driver Door
This vehicle is equipped with an Immobilizer. This must be bypassed when installing a remote start		

