




TRIPLE S *Customs*

TOYOTA MR2 SPYDER 2000-2005 VEHICLE WIRING




WIRING INFORMATION: 2000 Toyota MR2 Spyder

WIRE	WIRE COLOR	WIRE LOCATION
12V CONSTANT WIRE	WHITE/RED and WHITE/BLUE	Ignition Harness
STARTER WIRE	RED	Ignition Harness
IGNITION WIRE	BLACK/YELLOW	Ignition Harness
SECOND IGNITION WIRE	RED/WHITE	Ignition Harness
ACCESSORY WIRE	PINK/BLUE	Ignition Harness
POWER DOOR LOCK (-)	BLUE/WHITE	Blue Connector In Driver's Kick Panel
POWER DOOR UNLOCK (-)	BLUE/YELLOW	Blue Connector In Driver's Kick Panel
The power door unlock wire requires a double pulse to unlock the doors.		
PARKING LIGHTS (+)	GREEN	White Connector In Driver's Kick Panel
PARKING LIGHTS (-)	RED/WHITE	Harness Coming From Steering Wheel
HEADLIGHTS (-)	RED/WHITE	Harness Coming From Steering Wheel
DOOR TRIGGER (-)	RED/WHITE	At Blue Module Under Driver's Dash Against Firewall
PASSENGER DOOR TRIGGER (-)	RED/WHITE	At Blue Module Under Driver's Dash Against Firewall
DOME LIGHT SUPERVISION	USE DOOR TRIGGER	
TACHOMETER WIRE	WHITE	In Bundle Of Wires In Driver's Running Board
BRAKE WIRE (+)	GREEN/WHITE	At Brake Pedal Switch
HORN TRIGGER (-)	WHITE/RED	At Black Module Under Driver's Dash High In Kick Panel
LEFT FRONT WINDOW UP	RED	At Driver Window Motor Inside Door
LEFT FRONT WINDOW DOWN	GREEN	At Driver Window Motor Inside Door
RIGHT FRONT WINDOW UP	RED	Harness In Passenger Kick From Door
RIGHT FRONT WINDOW DOWN	GREEN	Harness In Passenger Kick From Door
Some models have a factory Immobilizer system. This needs to be bypassed when installing a remote start system.		







WIRING INFORMATION: 2001 Toyota MR2 Spyder

WIRE	WIRE COLOR	WIRE LOCATION
12V CONSTANT WIRE	WHITE/RED and WHITE/BLUE	Ignition Harness
STARTER WIRE	RED	Ignition Harness
IGNITION WIRE	BLACK/YELLOW	Ignition Harness
SECOND IGNITION WIRE	RED/WHITE	Ignition Harness
ACCESSORY WIRE	PINK/BLUE	Ignition Harness
POWER DOOR LOCK (-)	BLUE/WHITE	Blue Connector In Driver's Kick Panel
POWER DOOR UNLOCK (-)	BLUE/YELLOW	Blue Connector In Driver's Kick Panel
The power door unlock wire requires a double pulse to unlock the doors.		
PARKING LIGHTS (+)	GREEN	White Connector In Driver's Kick Panel
PARKING LIGHTS (-)	RED/WHITE	Harness Coming From Steering Wheel
HEADLIGHTS (-)	RED/WHITE	Harness Coming From Steering Wheel
DOOR TRIGGER (-)	RED/WHITE	At Blue Module Under Driver's Dash Against Firewall
PASSENGER DOOR TRIGGER (-)	RED/WHITE	At Blue Module Under Driver's Dash Against Firewall
DOME LIGHT SUPERVISION	USE DOOR TRIGGER	
TACHOMETER WIRE	WHITE	In Bundle Of Wires In Driver's Running Board
BRAKE WIRE (+)	GREEN/WHITE	At Brake Pedal Switch
HORN TRIGGER (-)	WHITE/RED	At Black Module Under Driver's Dash High In Kick Panel
LEFT FRONT WINDOW UP	RED	At Driver Window Motor Inside Door
LEFT FRONT WINDOW DOWN	GREEN	At Driver Window Motor Inside Door
RIGHT FRONT WINDOW UP	RED	Harness In Passenger Kick From Door
RIGHT FRONT WINDOW DOWN	GREEN	Harness In Passenger Kick From Door
Some models have a factory Immobilizer system. This needs to be bypassed when installing a remote start system.		






WIRING INFORMATION: 2002 Toyota MR2 Spyder

WIRE	WIRE COLOR	WIRE LOCATION
12V CONSTANT WIRE	WHITE/RED and WHITE/BLUE	Ignition Harness
STARTER WIRE	RED	Ignition Harness
IGNITION WIRE	BLACK/YELLOW	Ignition Harness
SECOND IGNITION WIRE	RED/WHITE	Ignition Harness
ACCESSORY WIRE	PINK/BLUE	Ignition Harness
POWER DOOR LOCK (-)	BLUE/WHITE	Blue Connector In Driver's Kick Panel
POWER DOOR UNLOCK (-)	BLUE/YELLOW	Blue Connector In Driver's Kick Panel
The power door unlock wire requires a double pulse to unlock the doors.		
PARKING LIGHTS (+)	GREEN	White Connector In Driver's Kick Panel
PARKING LIGHTS (-)	RED/WHITE	Harness Coming From Steering Wheel
HEADLIGHTS (-)	RED/WHITE	Harness Coming From Steering Wheel
DOOR TRIGGER (-)	RED/WHITE	At Blue Module Under Driver's Dash Against Firewall
PASSENGER DOOR TRIGGER (-)	RED/WHITE	At Blue Module Under Driver's Dash Against Firewall
DOME LIGHT SUPERVISION	USE DOOR TRIGGER	
TACHOMETER WIRE	WHITE	In Bundle Of Wires In Driver's Running Board
BRAKE WIRE (+)	GREEN/WHITE	At Brake Pedal Switch
HORN TRIGGER (-)	WHITE/RED	At Black Module Under Driver's Dash High In Kick Panel
LEFT FRONT WINDOW UP	RED	At Driver Window Motor Inside Door
LEFT FRONT WINDOW DOWN	GREEN	At Driver Window Motor Inside Door
RIGHT FRONT WINDOW UP	RED	Harness In Passenger Kick From Door
RIGHT FRONT WINDOW DOWN	GREEN	Harness In Passenger Kick From Door
Some models have a factory Immobilizer system. This needs to be bypassed when installing a remote start system.		






WIRING INFORMATION: 2003 Toyota MR2 Spyder

WIRE	WIRE COLOR	WIRE LOCATION
12V CONSTANT WIRE	WHITE/RED and WHITE/BLUE	Ignition Harness
STARTER WIRE	RED	Ignition Harness
IGNITION WIRE	BLACK/YELLOW	Ignition Harness
SECOND IGNITION WIRE	RED/WHITE	Ignition Harness
ACCESSORY WIRE	PINK/BLUE	Ignition Harness
POWER DOOR LOCK (-)	BLUE/WHITE	Blue Connector In Driver's Kick Panel
POWER DOOR UNLOCK (-)	BLUE/YELLOW	Blue Connector In Driver's Kick Panel
The power door unlock wire requires a double pulse to unlock the doors.		
PARKING LIGHTS (+)	GREEN	White Connector In Driver's Kick Panel
PARKING LIGHTS (-)	RED/WHITE	Harness Coming From Steering Wheel
HEADLIGHTS (-)	RED/WHITE	Harness Coming From Steering Wheel
DOOR TRIGGER (-)	RED/WHITE	At Blue Module Under Driver's Dash Against Firewall
PASSENGER DOOR TRIGGER (-)	RED/WHITE	At Blue Module Under Driver's Dash Against Firewall
DOME LIGHT SUPERVISION	USE DOOR TRIGGER	
TACHOMETER WIRE	WHITE	In Bundle Of Wires In Driver's Running Board
BRAKE WIRE (+)	GREEN/WHITE	At Brake Pedal Switch
HORN TRIGGER (-)	WHITE/RED	At Black Module Under Driver's Dash High In Kick Panel
LEFT FRONT WINDOW UP	RED	At Driver Window Motor Inside Door
LEFT FRONT WINDOW DOWN	GREEN	At Driver Window Motor Inside Door
RIGHT FRONT WINDOW UP	RED	Harness In Passenger Kick From Door
RIGHT FRONT WINDOW DOWN	GREEN	Harness In Passenger Kick From Door
Some models have a factory Immobilizer system. This needs to be bypassed when installing a remote start system.		



WIRING INFORMATION: 2004 Toyota MR2 Spyder

WIRE	WIRE COLOR	WIRE LOCATION
12V CONSTANT WIRE	WHITE/RED and WHITE/BLUE	Ignition Harness
STARTER WIRE	RED	Ignition Harness
IGNITION WIRE	BLACK/YELLOW	Ignition Harness
SECOND IGNITION WIRE	RED/WHITE	Ignition Harness
ACCESSORY WIRE	PINK/BLUE	Ignition Harness
POWER DOOR LOCK (-)	BLUE/WHITE	Blue Connector In Driver's Kick Panel
POWER DOOR UNLOCK (-)	BLUE/YELLOW	Blue Connector In Driver's Kick Panel
The power door unlock wire requires a double pulse to unlock the doors.		
PARKING LIGHTS (+)	GREEN	White Connector In Driver's Kick Panel
PARKING LIGHTS (-)	RED/WHITE	Harness Coming From Steering Wheel
HEADLIGHTS (-)	RED/WHITE	Harness Coming From Steering Wheel
DOOR TRIGGER (-)	RED/WHITE	At Blue Module Under Driver's Dash Against Firewall
PASSENGER DOOR TRIGGER (-)	RED/WHITE	At Blue Module Under Driver's Dash Against Firewall
DOME LIGHT SUPERVISION	USE DOOR TRIGGER	
TACHOMETER WIRE	WHITE	In Bundle Of Wires In Driver's Running Board
BRAKE WIRE (+)	GREEN/WHITE	At Brake Pedal Switch
HORN TRIGGER (-)	WHITE/RED	At Black Module Under Driver's Dash High In Kick Panel
LEFT FRONT WINDOW UP	RED	At Driver Window Motor Inside Door
LEFT FRONT WINDOW DOWN	GREEN	At Driver Window Motor Inside Door
RIGHT FRONT WINDOW UP	RED	Harness In Passenger Kick From Door
RIGHT FRONT WINDOW DOWN	GREEN	Harness In Passenger Kick From Door
Some models have a factory Immobilizer system. This needs to be bypassed when installing a remote start system.		



WIRING INFORMATION: 2005 Toyota MR2 Spyder

WIRE	WIRE COLOR	WIRE LOCATION
12V CONSTANT WIRE	WHITE/RED and WHITE/BLUE	Ignition Harness
STARTER WIRE	RED	Ignition Harness
IGNITION WIRE	BLACK/YELLOW	Ignition Harness
SECOND IGNITION WIRE	RED/WHITE	Ignition Harness
ACCESSORY WIRE	PINK/BLUE	Ignition Harness
POWER DOOR LOCK (-)	BLUE/WHITE	Blue Connector In Driver's Kick Panel
POWER DOOR UNLOCK (-)	BLUE/YELLOW	Blue Connector In Driver's Kick Panel
The power door unlock wire requires a double pulse to unlock the doors.		
PARKING LIGHTS (+)	GREEN	White Connector In Driver's Kick Panel
PARKING LIGHTS (-)	RED/WHITE	Harness Coming From Steering Wheel
HEADLIGHTS (-)	RED/WHITE	Harness Coming From Steering Wheel
DOOR TRIGGER (-)	RED/WHITE	At Blue Module Under Driver's Dash Against Firewall
PASSENGER DOOR TRIGGER (-)	RED/WHITE	At Blue Module Under Driver's Dash Against Firewall
DOME LIGHT SUPERVISION	USE DOOR TRIGGER	
TACHOMETER WIRE	WHITE	In Bundle Of Wires In Driver's Running Board
BRAKE WIRE (+)	GREEN/WHITE	At Brake Pedal Switch
HORN TRIGGER (-)	WHITE/RED	At Black Module Under Driver's Dash High In Kick Panel
LEFT FRONT WINDOW UP	RED	At Driver Window Motor Inside Door
LEFT FRONT WINDOW DOWN	GREEN	At Driver Window Motor Inside Door
RIGHT FRONT WINDOW UP	RED	Harness In Passenger Kick From Door
RIGHT FRONT WINDOW DOWN	GREEN	Harness In Passenger Kick From Door
Some models have a factory Immobilizer system. This needs to be bypassed when installing a remote start system.		

